

POWERSTAR 6400



BUILT TOUGH FOR AUSTRALIA

IVECO

POWERSTAR 6400



VERSATILITY

IDEAL FOR APPLICATIONS IN TIPPER, SINGLE TRAILER, 19M B-DOUBLE. CHOICE OF ENGINE POWER, TRANSMISSIONS, WHEELBASE, FUEL TANK AND EXHAUST CONFIGURATIONS



COMFORT

CHOICE OF FULLY INTEGRATED SLEEPER CAB (ATN) OR DAY CAB (ADN); WRAP AROUND DASH AND ERGONOMIC LAYOUT; SPACIOUS 2300MM WIDE CAB



HANDLING

HENDRICKSON AIR BAG SUSPENSION ENSURES A SMOOTH RIDE NO MATTER WHAT YOU'RE HAULING.



AUSTRALIAN MADE

DESIGNED AND BUILT IN AUSTRALIA TO ENDURE HARSH CONDITIONS. THE POWERSTAR IS BORN TO DO THE TOUGH STUFF



PRODUCTIVITY

LOW TARE WEIGHT. LIGHTWEIGHT OPTIONS AVAILABLE. EXCELLENT FUEL ECONOMY

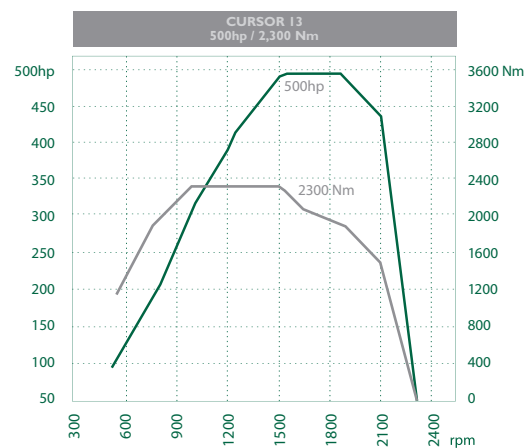
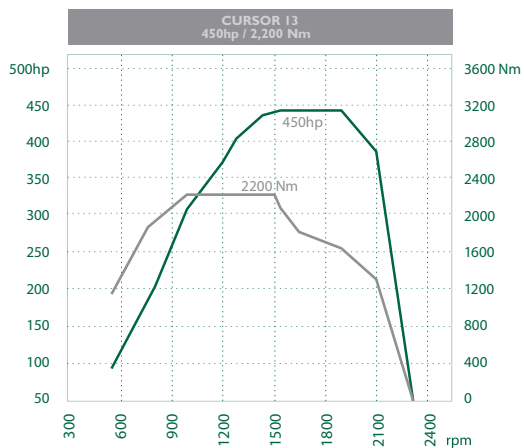


PERFORMANCE

IVECO CURSOR 13 LITRE ENGINE

OPTION OF 450 HP / 2200 NM OR 500 HP / 2300 NM

ENGINE BRAKE PERFORMANCE OF 400 HP RETARDATION



ENGINE IVECO Cursor 13 EURO 5

Maximum Output 450hp/336kW @ 1900rpm

Total Displacement 12.9 litres

Maximum Torque 1622lb ft/2200Nm @ 1000rpm

Optional 500hp/373kW & 1696lb ft/2300Nm

Emissions Technology Selective Catalytic Reduction

Dry-element air cleaner and gantry-mounted exhaust (LHS) with vertical catalytic muffler.

Optional: Horizontal catalytic muffler with horizontal tail pipe or horizontal catalytic muffler with vertical tail pipe.



PRODUCTIVITY

LOW TARE WEIGHT, SUPERIOR COMFORT AND VISIBILITY AND A LONG LIST OF OPTIONS

MAKE THE POWERSTAR 6400 VERSATILE AND EFFICIENT TO OPERATE

TWO CAB VERSIONS

ADJUSTABLE STEERING COLUMN AND CONTROLS AT YOUR FINGERTIPS



POWERSTAR 6400

CHASSIS DIMENSIONS (mm)

Cab Type	ADN	ATN	ADN or ATN	ADN or ATN
WB	4500	4650	4800	5000
GC (Front)	230	230	230	230
GC (Rear)	285	285	285	285
AF	1420	1420	1420	1750
L	7140	7290	7440	7970
Turning circle*	16400	16800	17200	17900

*For wall to wall, add 850mm

CAB DIMENSIONS (mm)

	H	H (aero kit)
Active Day Low Roof	2980	4000
Active Time Low Roof	2980	4000
Active Time Medium Roof	3615	4000

SUSPENSION (mm)

	B	C	D Laden	D Unladen	E
HAS 460	666	657	1000	1025	105

MASS RATINGS

- GVM 24.5 tonnes GCM 50.0 tonnes

Optional GCM: 60.0 tonnes (only available with RT46-I60, PAX-462 and EuroTronic I6-speed or Roadranger)

- Chassis mass front 4.1 tonnes*
- Chassis mass rear 3.1 tonnes*
- Chassis mass total 7.2 tonnes*

*All weights calculated on ADN cab with 4.5m wheelbase and RT40 rear axles

CLUTCH

EuroTronic Transmission: Self-adjusting single-plate with air assisted hydraulic actuation

Diameter: 430mm

Eaton Roadranger Transmission:

Eaton Easy Pedal Advantage twin plate

- Hydraulic and air assist

Diameter: 394mm

FRONT AXLE & SUSPENSION

- Meritor FG943 with alloy hubs

Type: Forged steel I-beam

Capacity: 6.5 tonnes

Optional: IVECO 5876 with cast hubs

Capacity: 7.5 tonnes

Suspension Type: Three-leaf parabolic springs. Double acting shock absorbers

Capacity: 6.5 tonnes

REAR AXLE & SUSPENSION

- Meritor RT40-145 with alloy hubs

Capacity: 18.1 tonnes

Ratios: 3.58, optional 3.42, 3.73, 3.91

(for EuroTronic) 4.10:1, 4.30:1, 4.56:1 (for Eaton transmission)

Optional: Meritor RT46-I60GP with cast hubs & brake drums (only available with PAX462)

- Driver controlled differential locks

Capacity: 20.9 tonnes

Suspension Type: Hendrickson HAS 460

Capacity: 18.0 tonnes

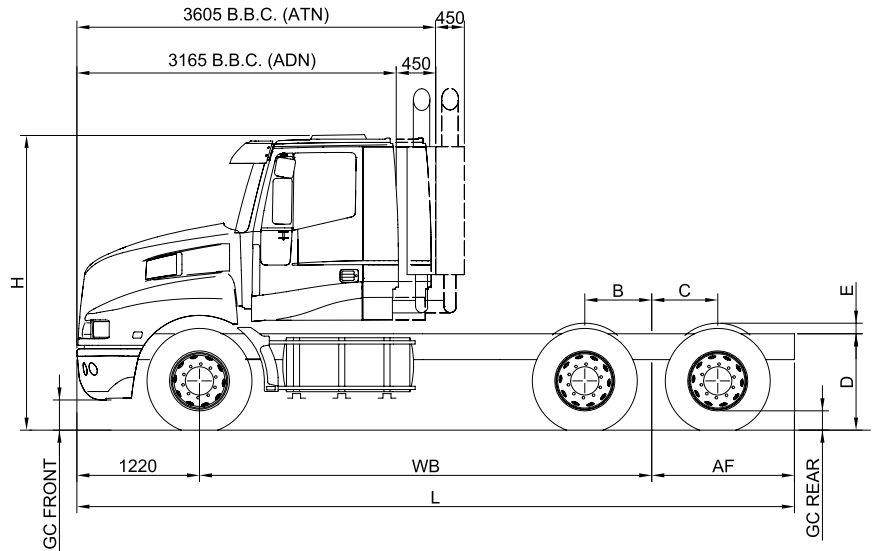
Optional: Hendrickson Primaax PAX 462

Capacity: 20.0 tonnes

BRAKES

Type: 2-circuit air system

Front & Rear: Meritor S-Cam drums and 285mm PCD hubs and centrifuse® drums with automatic slack adjusters



- 100-litre aluminium air reservoirs
 - Air dryer
 - Air connections at back of cab & rear of frame
 - Wabco E 4-channel ABS/EBL with ASR
 - Trailer ABS facility
- Optional:** Knorr SN7 disc brakes on rear axle
- Disc brakes on IVECO front axle
- *Or different brand, equivalent model

STEERING

- ZF 8998 power-assisted with gear-driven pump
- 460mm diameter adjustable steering wheel with pneumatic floor release switch

FUEL SYSTEM

- Aluminium round tanks
- 1 x 450 + 1 x 360 litres of fuel = 810 litres
- 1 x 55 litres AdBlue

Optional: Wide range of square, round and split tank options available

TRANSMISSION

- IVECO EuroTronic II I2AS2330 TO automated I2-speed overdrive
- Two-pedal operation with automatic or manual shift control

Optional:

- Eaton Roadranger RTLO-I6918B 18 speed manual
- Eaton Roadranger RTLO-I8918B 18 speed manual
- IVECO EuroTronic II I6AS2630 TO automated I6 speed overdrive

CHASSIS

- Type:** 257x89x8mm parallel-section high-tensile steel channel
- Tapered rear of frame with fifth wheel angles
 - Fibre reinforced plastic painted airdam bumper with FUPS
- Optional:**
- Square end of frame with trailer connections to ROF (5m tipper), deckplate
 - Polished aluminium bullbar with fog and driving lights, covers & FUPS.
 - Polished alloy bumper with fog and driving lights, covers & FUPS

ELECTRICAL SYSTEM

Type: 24-Volt

- Multiplex computerised CANBUS integrated wiring and systems control network with centralised colour display, controls and diagnostics

Batteries: 4 x 560 amps

Alternator: 24V, 90 amps

WHEELS & TYRES

Wheels: 8.25DC x 22.5 10-stud 285mm PCD steel

Front Tyres: Dunlop SP350* 295/80R22.5

Rear: Dunlop SP431A* I1R22.5

Optional: Alcoa* 8.25DC x 22.5 10 Stud 285mm PCD alloy or 335mm PCD

- Plain or Durabright finish

*or different brand, equivalent model

COOLING SYSTEM

- Radiator frontal area: 1302in²
- Charge air cooler frontal area: 883in²

DRIVELINE

- Spicer I810 Series main driveline with Spicer I710 Series interaxle

CAB CONSTRUCTION

- IVECO Active Day 2280mm wide, 3165mm BBC all steel, conventional control day cab with low roof
- IVECO Active Time 2280mm wide, 3605mm BBC all steel, conventional control sleeper cab with low or medium roof
- Four-point cab mounting system with air suspension and dampers at rear

CAB FEATURES

- Fully adjustable ISRI self levelling air suspension driver's seat with headrest, adjustable damper and integrated lap-sash retractor seat belt
- Fixed ISRI passenger seat with lap sash retractor seat belt. 90° opening doors with electrically operated window and low-level visibility forward window
- Storage locker in overhead console and compartments on left hand door and rear wall of cab

Optional: ISRI self levelling air suspension passenger seat with headrest, adjustable shock absorber and integrated lap-sash retractor seat belt

IVECO