

# POLARIS **RANGER**<sup>®</sup>

AGRICULTURE / UTILITY



2023





**POLARIS**

# THE FIRST CHOICE OF MORE AUSTRALIAN FARMERS

 **AUSTRALIA'S  
NUMBER 1 IN  
SIDE X SIDE  
VEHICLES\***  
\*Industry Data 2022

## THE LARGEST RANGE OF SIDE BY SIDE VEHICLES IN AUSTRALIA

**PETROL**



**DIESEL**



**ELECTRIC**



➤ **MID-SIZE SEATS 2**

➤ **FULL-SIZE SEATS 3**

➤ **CREW SEATS 4 - 6**

## "Is Mid Size Your Size"

**POLARIS  
RANGER**



"You can purchase a mid-size Polaris RANGER for not much more than the price of a quad bike, but it will do a heck of a lot more."

- "Mark Larkham"

QUAD BIKE



122cm

MID-SIZE



147cm

FULL-SIZE



158cm

Mid-Size means it's a little shorter and a little narrower than the full-sized 3-seat range, but that also means it's more nimble, more manageable and more manoeuvrable.



**WATCH NOW**



# POLARIS

## GENUINE PARTS & ACCESSORIES

"GET MORE DONE"

**LOCK & RIDE**

Quick and easy fit and remove  
with no tools required.



FOR YOUR COMFORT,  
SAFETY & PROTECTION



Mark Larkham talks  
about Polaris Genuine  
Accessories.

## SOME OF OUR MOST POPULAR ACCESSORIES

### RANGER DIESEL HD EPS



#### ACCESSORY IDEAS

1. Glass tip out screen #2889031
2. Bull bar and side rail kit #AUST548
3. Poly half door #2882559
4. Tip down Headache rack #2881531
5. Premium poly sport roof #2882912
6. Poly rear panel #2883773
7. Pro Armor 81cm single-row light bar #2884299

### RANGER 570 HD EPS ADC



#### ACCESSORY IDEAS

1. Steel half doors #Aust510
2. Tip out front screen #2881784
3. Matte black six'r alloy rims #1521507-521
4. Pro Armor attack tyres #5415613
5. Canvas seat covers #P772q
6. Front brushguard #2879973
7. Polysport roof #2883236
8. Cargo max system #2882177
9. Rear poly panel #2879812
10. Rear brushguard #2879972
11. Pro Armor 25cm dual row light bar #2882075
12. Work beacon led light #2883265

### RANGER 1000 EPS



#### ACCESSORY IDEAS

1. Premium poly sports roof #2882912
2. Tip out windscreen #2889013
3. Poly rear panel #2883773
4. Steel half doors #AUST508
5. Scrub bar and side rail kit #AUST555
6. Work beacon led light #2883265
7. Ranger snorkel kit #AUST403

### RANGER XP 1000 CREW NORTHSTAR



#### ACCESSORY IDEAS

1. Crew - Poly sports roof #2883274
2. Full glass windshield #2889030
3. Windshield wiper kit #2883974
4. 76cm Pro Armor dual row light bar #2882074
5. 25cm Rear-facing Rigid light bar #2883123
6. Crew - Rock guard with step #2883398
7. Poly front doors #2882561
8. Poly rear doors #2883437
9. 2,041kg Pro heavy duty winch #2882711
10. Front hood storage rack #2882690
11. Rear cargo max system #2882177



# 2023 MODEL LINE UP



MID SIZE

## RANGER®

SP 530



32 HP



ON DEMAND  
TRUE ALL-  
WHEEL-DRIVE  
(AWD)



VERSATRAC  
TURF MODE



SEATS 2



DUMP BOX  
CAPACITY -  
227 KG

## RANGER®

570 HD EPS ADC



44 HP



ON DEMAND  
TRUE  
ALL-WHEEL-  
DRIVE (AWD)



VERSATRAC  
TURF MODE



IRS WITH  
25.4CM OF  
TRAVEL



DUMP BOX  
CAPACITY -  
227KG

## RANGER®

SP 570 PREMIUM



44 HP



ON DEMAND  
TRUE  
ALL-WHEEL-  
DRIVE (AWD)



VERSATRAC  
TURF MODE



SEAT BELT  
INTERLOCK



DUMP BOX  
CAPACITY -  
230KG

FULL SIZE

## RANGER®

1000 EPS



61 HP



HIGH PERFORMANCE  
ON DEMAND TRUE  
ALL-WHEEL-DRIVE  
(AWD)



VERSATRAC  
TURF MODE



IRS WITH  
25.4CM OF  
TRAVEL



DUMP BOX  
CAPACITY -  
454KG

## RANGER®

1000 EPS PREMIUM



61 HP



HIGH PERFORMANCE  
ON DEMAND TRUE  
ALL-WHEEL-DRIVE  
(AWD)



VERSATRAC  
TURF MODE



1,134 KG  
TOWING  
CAPACITY



DUMP BOX  
CAPACITY -  
454KG

## RANGER®

XP 1000 HD EPS ADC



82 HP



HIGH PERFORMANCE  
ON DEMAND TRUE  
ALL-WHEEL-DRIVE  
(AWD)



VERSATRAC  
TURF MODE



HANDBRAKE



DUMP BOX  
CAPACITY -  
454KG

## RANGER®

DIESEL HD EPS ADC



24.8 HP



ON DEMAND  
TRUE  
ALL-WHEEL-  
DRIVE (AWD)



VERSATRAC  
TURF MODE



DONALDSON  
AIR FILTER



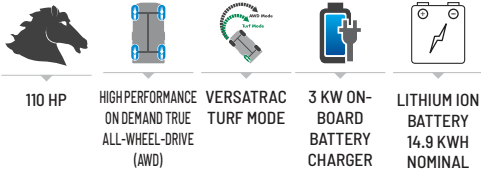
DUMP BOX  
CAPACITY -  
435KG

# 2023 MODEL LINE UP

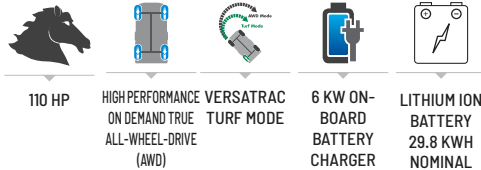


## ELECTRIC

### RANGER<sup>®</sup> XP KINETIC PREMIUM

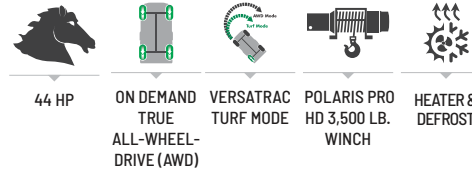


### RANGER<sup>®</sup> XP KINETIC ULTIMATE

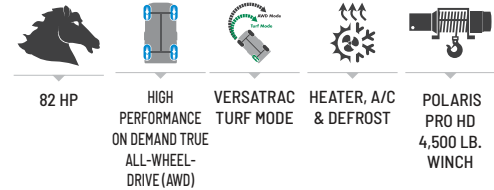


## CLIMATE CONTROL

### RANGER<sup>®</sup> SP 570 NORTHSTAR

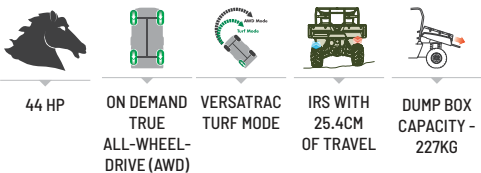


### RANGER<sup>®</sup> XP 1000 NORTHSTAR PREMIUM

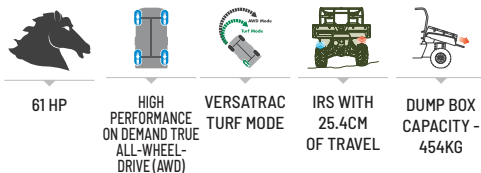


## CREW

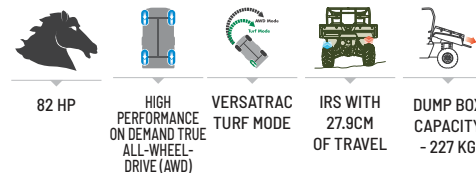
### RANGER<sup>®</sup> CREW SP 570 PREMIUM



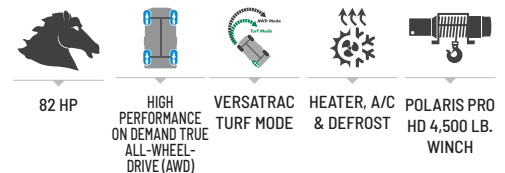
### RANGER<sup>®</sup> CREW 1000 PREMIUM



### RANGER<sup>®</sup> XP 1000 PREMIUM



### RANGER<sup>®</sup> CREW XP 1000 NORTHSTAR PREMIUM



# POLARIS RANGER SPECS & FEATURES

## RANGER SP 570 (CAMO)



## USING YOUR SxS VEHICLE SAFELY

*A message from Polaris about how to use your SxS vehicle safely.*

Polaris has engineered the most capable utility and recreational off-road vehicles packed with safety technology such as Engineered Roll Over Protection (ROPS) Roll Cages, Active Decent Control (ADC), True On Demand All Wheel Drive and more. However when operating a side by side vehicle off-road, the Driver/User and passengers must ensure that they operate the vehicle safely. Here are a few Tips and Hints on how to enjoy your Side by side vehicle safely.

### TIPS



Always wear a seat belt. Most injuries occur from passengers or limbs being ejected from the vehicle during an accident. Seat belts are your best friend.



An appropriate helmet is recommended for all occupants (Driver & Passengers). The more passengers in a vehicle, the more likelihood of "head to head" impacts.



## RANGER XP 1000 HD (FULL-SIZE)

Electronic Power Steering  
**YES**

Horsepower (HP)  
**82**

Engine **999cc**  
4-Stroke Twin  
Cylinder DOHC

Towing Capacity (kg)  
**1,134**

Ground Clearance (mm)  
**330**

Suspension Travel  
Front/Rear (mm)  
**279/279**

Rear Tray Capacity (kg)  
**454**

Active Descent Control  
**YES**

Turf Mode  
(unlocking rear diff)  
**YES**



## RANGER XP 1000 NORTHSTAR (CREW)

Electronic Power Steering  
**YES**

Horsepower (HP)  
**82**

Engine **999cc**  
4-Stroke Twin  
Cylinder DOHC

Towing Capacity (kg)  
**1,134**

Ground Clearance (mm)  
**330**

Suspension Travel  
Front/Rear (mm)  
**279/279**

Rear Tray Capacity (kg)  
**454**

Turf Mode  
(unlocking rear diff)  
**YES**



- Be aware of HIGH RISK situations such as sloping and hilly Terrain.
- Slow is best when navigating hilly or obstructed terrain.
- In these higher risk situations always use LOW RANGE.



- Overloading - Your Polaris is designed to carry a certain maximum load (which varies from model to model). Never exceed the maximum load and remember a loaded vehicle may handle and respond differently to an empty vehicle.



- Be aware of your vehicle condition. In particular it is a good habit throughout your driving day to visually check that your tyres are correctly inflated and you have not picked up a puncture or have a partially inflated tyre. Correct tyre pressures are important for traction and handling.

**ALWAYS WEAR A HELMET, SEAT BELT AND  
USE SAFETY NETS OR DOORS FOR  
YOUR PROTECTION**



Helmet



Seat Belt



Safety Nets



Doors



**MID-SIZE**



\*2022 colour shown with optional genuine accessories fitted.

**RANGER SP 570 EPS PREMIUM**



**FULL-SIZE**



\*2022 colour shown with optional genuine accessories fitted.

**RANGER XP 1000 HD EPS ADC**



**FULL-SIZE**



\*Shown with optional genuine accessories fitted.

**RANGER DIESEL HD EPS ADC**



**CREW**



\*2022 colour shown with optional genuine accessories fitted.

**RANGER CREW XP 1000 NORTHSTAR PREMIUM**



AGRICULTURE/UTILITY

SPECIFICATIONS



RANGER SP 530



RANGER 570 HD EPS ADC



RANGER SP 570 PREMIUM



RANGER SP 570 NORTHSTAR





ENGINE	Engine Type	4-Stroke Single Cylinder DOHC	4-Stroke Single Cylinder DOHC	4-Stroke Single Cylinder DOHC	4-Stroke Single Cylinder DOHC
	Displacement	567cc	567cc	567cc	567cc
	Fuel System / Battery	Electronic Fuel Injection	Electronic Fuel Injection	Electronic Fuel Injection	Electronic Fuel Injection
	Cooling	Liquid	Liquid	Liquid	Liquid
DRIVETRAIN	Transmission/ Final Drive	Automatic PVT H/L/N/R/P; Shaft	Automatic PVT H/L/N/R/P; Shaft	Automatic PVT H/L/N/R/P; Shaft	Automatic PVT H/L/N/R/P; Shaft
	Drive System	On-Demand True AWD/2WD/VersaTrac Turf Mode	On-Demand True AWD/2WD/VersaTrac Turf Mode	On-Demand True AWD/2WD/VersaTrac Turf Mode	On-Demand True AWD/2WD/VersaTrac Turf Mode
SUSPENSION	Engine Braking System / Active Descent Control	Not Equipped / Not Equipped	ADC Equipped	Not Equipped/Not Equipped	Not Equipped/Not Equipped
	Front Suspension	MacPherson Strut 22.9 cm Travel	MacPherson Strut 22.9 cm Travel	MacPherson Strut 22.9 cm Travel	MacPherson Strut 22.9 cm Travel
BRAKES	Rear Suspension	Dual A-Arm, IRS 25.4 cm Travel	Dual A-Arm, IRS 25.4 cm Travel	Dual A-Arm, IRS 25.4 cm Travel	Dual A-Arm, IRS 25.4 cm Travel
	Front/Rear Brakes	4-Wheel Hydraulic Disc	4-Wheel Hydraulic Disc with Dual-Bore Front Calipers	4-Wheel Hydraulic Disc	4-Wheel Hydraulic Disc
TYRES AND WHEELS	Parking Brake	Park in Transmission	Park in Transmission	Park in Transmission	Park in Transmission
	Front Tyres	25 x 8-12; Carlisle 489	25 x 8-12; Carlisle 489	25 x 8-12; Carlisle 489	25 x 8-12; Carlisle Terra Cross
DIMENSIONS /CAPACITIES	Rear Tyres	25 x 10-12; Carlisle 489	25 x 10-12; Carlisle 489	25 x 10-12; Carlisle 489	25 x10-12; Carlisle Terra Cross
	Wheels	Stamped Steel	Stamped Steel	12" Black Aluminum	12" Black Aluminum
	Wheelbase	185.4 cm	200.7 cm	185.4 cm	185.4 cm
	Dry Weight	525 kg	486 kg	564 kg	670 kg
	Overall Vehicle Size (L x W x H)	274.3 x 142.2 x 188 cm	290 x 152 x 188 cm	274.3 x 142.2 x 188 cm	274.3 x 147.3 x 188 cm
	Ground Clearance	27.9 cm	26.7 cm	27.9 cm	26.7 cm
	Seating Capacity	2	3	2	2
	Fuel Capacity	35.9 L	34.1 L	35.9 L	35.9 L
	Bed Box Dimensions (L x W x H)	84.6 x 123.7 x 31.2 cm	93 x 137 x 29 cm	84.6 x 123.7 x 31.2 cm	84.6 x 123.7 x 31.2 cm
	Front/Rear Rack or Box Capacity	N.A / 227 kg	N.A / 363 kg	N.A / 227 kg	N.A / 227 kg
FEATURES	Payload Capacity	453 kg	680 kg	420 kg	318 kg
	Hitch Towing Rating	680 kg	680 kg	680 kg	680 kg
	Hitch Type	Standard 5 cm Receiver	Standard 5 cm Receiver	Standard 5 cm Receiver	Standard 5 cm Receiver
	Cargo System/Cab	Lock & Ride	Lock & Ride	Lock & Ride	Lock & Ride
	Lighting	55W Headlight, LED Taillamps	50W Headlight, LED Taillight	High/Low Beam LED Headlights LED Taillamps	Halogen Headlamps, 55W low beam, 60W high beam, LED Taillamps
	Electronic Power Steering	Not Equipped	Standard	Standard	Standard
	Adjustable Driver's Seat	Not Equipped	Not Equipped	Not Equipped	Not Equipped
	Tilt Steering	Standard	Standard	Standard	Standard
	Instrumentation	4" LCD Rider Information Center: User Selectable Blue/Red Backlighting & Brightness, Programmable Service Intervals, Speedometer, Tachometer, Odometer, Tripmeter, Clock, Hour Meter, Gear Indicator, Fuel Gauge, Coolant Temperature, Voltmeter, Service Indicator and Codes, Seat Belt Reminder, DC Outlet	Single Analog Dial with 2" LCD Rider Information Center: Speedometer, Tachometer, Odometer, Tripmeter, Clock, Hour Meter, Gear Indicator, Fuel Gauge, Coolant Temperature, Voltmeter, Service Indicator and Codes, Seatbelt Reminder Light, DC Outlet	4" LCD Rider Information Center: User Selectable Blue/Red Backlighting & Brightness, Programmable Service Intervals, Speedometer, Tachometer, Odometer, Tripmeter, Clock, Hour Meter, Gear Indicator, Fuel Gauge, Coolant Temperature, Voltmeter, Service Indicator and Codes, Seat Belt Reminder, DC Outlet	4" LCD Rider Information Center: User Selectable Blue/Red Backlighting & Brightness, Programmable Service Intervals, Speedometer, Tachometer, Odometer, Tripmeter, Clock, Hour Meter, Gear Indicator, Fuel Gauge, Coolant Temperature, Voltmeter, Service Indicator and Codes, Seat Belt Reminder, DC Outlet
	Other Standard Features	Gas Assist Dump Box, Single Latch Tailgate, Rear-mounted Fiberglass Insulated Exhaust System, Standard In-dash SAE Charge Port, 340 CCA Battery, 660W Charging System (Stator)	N.A	Gas Assist Dump Box, Single Latch Tailgate, Rear-mounted Fiberglass Insulated Exhaust System, Standard In-dash SAE Charge Port, 575 CCA Battery, 660W Charging System (Stator)	All great features of SP 570 Premium plus: Polaris HD 3,500 Lb. Synthetic Rope Winch with Autostop and In-Dash Switch, Premium Pro-Shield Cab, Doors with Crank Windows, Integrated Door Storage
Colours		Sage Green	Bronze Mist	Pursuit Camo	Grey

\*Specifications subject to change



AGRICULTURE/UTILITY

SPECIFICATIONS

					
		RANGER 1000 EPS	RANGER 1000 PREMIUM	RANGER XP 1000 HD EPS ADC	RANGER DIESEL HD EPS ADC
ENGINE	Engine Type	4-Stroke Twin Cylinder SOHC	4-Stroke Twin Cylinder SOHC	4-Stroke Twin Cylinder DOHC	Kubota 3-Cylinder Diesel
	Displacement	999cc	999cc	999cc	898cc
	Fuel System / Battery	Electronic Fuel Injection	Electronic Fuel Injection	Electronic Fuel Injection	Mechanical Injection
DRIVETRAIN	Cooling	Liquid	Liquid	Liquid	Liquid
	Transmission/ Final Drive	Automatic PVT H/L/N/R/P; Shaft	Automatic PVT H/L/N/R/P; Shaft	Automatic PVT H/L/N/R/P; Shaft	Automatic PVT H / L / N / R / P; Shaft
	Drive System	High Performance On-Demand True AWD/2WD/VersaTrac Turf Mode	High Performance On-Demand True AWD/2WD/VersaTrac Turf Mode	High Performance On-Demand True AWD/2WD/VersaTrac Turf Mode	On-Demand True AWD/2WD/Versatrac Turf Mode
SUSPENSION	Engine Braking System / Active Descent Control	Not Equipped/Not Equipped	Not Equipped/ Not Equipped	Engine Breaking & ADC Equipped	ADC Equipped
	Front Suspension	Dual A-Arm 25.4 cm Travel	Dual A-Arm 25.4 cm Travel	Dual A-Arm 27.9 cm Travel	Dual A-Arm with Stabilizer Bar 27.9 cm Travel
	Rear Suspension	Dual A-Arm, IRS 25.4 cm Travel	Dual A-Arm, IRS 25.4 cm Travel	Dual A-Arm, IRS 27.9 cm Travel	Dual A-Arm IRS with Stabilizer Bar 27.9 cm Travel
BRAKES	Front/Rear Brakes	4-Wheel Hydraulic Disc with Dual-Bore Front and Rear Calipers	4-Wheel Hydraulic Disc with Dual-Bore Front and Rear Calipers	4-Wheel Hydraulic Disc with Dual-Bore Front Calipers	Hydraulic Disc
	Parking Brake	Park in Transmission	Park in Transmission	Park in Transmission	Hand-Actuated
	Front Tyres	25 x 10-12; Carlisle 489	26 x 9-12; PXT 2.0	27 x 9-14; Pro Armor X-Terrain	27 x 9; R12
TYRES AND WHEELS	Rear Tyres	25 x 11-12; Carlisle 489	26 x 11-12; PXT 2.0	27 x 11-14; Pro Armor X-Terrain	27 x 11; R12
	Wheels	Stamped Steel	Aluminum Black Xcelerator 2.0	14" Aluminum	12" Steel
	Wheelbase	206 cm	206 cm	206 cm	206 cm
DIMENSIONS / CAPACITIES	Dry Weight	674 kg	674 kg	737 kg	766 kg
	Overall Vehicle Size (L x W x H)	305 x 158 x 193 cm	305 x 158 x 193 cm	305 x 158 x 196 cm	305 x 158 x 196 cm
	Ground Clearance	30.5 cm	31.8 cm	33 cm	33 cm
	Seating Capacity	3	3	3	3
	Fuel Capacity	43 L	43 L	43.5 L	43.5 L
	Bed Box Dimensions (L x W x H)	93.3 x 137.8 x 31.75 cm	93.3 x 137.8 x 31.75 cm	93.3 x 137.8 x 31.75 cm	93.3 x 137.8 x 31.75 cm
	Front/Rear Rack or Box Capacity	N.A / 454 kg	N.A / 454 kg	N.A / 454 kg	N.A / 435 kg
	Payload Capacity	680 kg	680 kg	680 kg	720 kg
	Hitch Towing Rating	680 kg	1,134 kg	1,134 kg	1,134 kg
	Hitch Type	Standard 5 cm Receiver	Standard 5 cm Receiver	Standard 5 cm Receiver	Receiver w/ ECE R55 ball
FEATURES	Cargo System/Cab	Lock & Ride	Lock & Ride	Lock & Ride	Lock & Ride
	Lighting	Halogen Headlamps, 55W Low Beam, 60W High Beam, Dual LED Taillamps	Dual LED Headlamps, 600lm Low Beam, 1000lm High Beam, Dual LED Taillamps	Dual LED Headlamps, 1250 lm Low Beam, 2300 lm High Beam, Dual LED Taillamps	Headlights : halogen
	Electronic Power Steering	Standard	Standard	Standard	Standard
	Adjustable Driver's Seat	Not Equipped	Standard	Standard	N.A
	Tilt Steering	Standard	Standard	Standard	N.A
	Instrumentation	4" LCD Rider Information Center: User Selectable Blue/Red Backlighting & Brightness, Programmable Service Intervals, Speedometer, Tachometer, Odometer, Tripmeter, Clock, Hour Meter, Gear Indicator, Fuel Gauge, Coolant Temperature, Voltmeter, Service Indicator and Codes, Seat Belt Reminder, DC Outlet	4" LCD Rider Information Center: User Selectable Blue/Red Backlighting & Brightness, Programmable Service Intervals, Speedometer, Tachometer, Odometer, Tripmeter, Clock, Hour Meter, Gear Indicator, Fuel Gauge, Coolant Temperature, Voltmeter, Service Indicator and Codes, Seat Belt Reminder, DC Outlet	Dual-sweep Analog Dials w/ 4" LCD Rider Information Center: User Selectable Blue/Red Backlighting & Brightness, Programmable Service Intervals, Speedometer, Tachometer, Odometer, Tripmeter, Clock, Hour Meter, Gear Indicator, Fuel Gauge, Coolant Temperature, Voltmeter, Service Indicator and Codes, Seat Belt Reminder, 1 DC Outlet, 1 USB Charge Port	All Digital Gauge, Speedometer, Odometer, Tachometer, 2 Trip Meters, Hour Meter, Gear Indicator, Fuel Gauge, Engine Temperature, Hi-Temp Light, Clock, Glow Plug Indicator, Low Oil Pressure Indicator, Seat Belt Indicator, Parking Brake Engaged Alarm, Horn, Backup Alarm
	Other Standard Features	Polaris Pulse Electrical System (3 position), Standard In-Dash SAE Charge Port	Premium Cut & Sew Seats, Polaris Pulse Electrical System (3 position), Standard In-Dash SAE Charge Port	Premium Cut & Sew Seats with Contoured Seatbacks and Embroidered Polaris Branding, Premium Steering Wheel and Interior Accents	N.A
	Colours	Sage Green	Springfield Blue	Bronson Rock Smoke	Sage Green

\*Specifications subject to change





RANGER XP 1000 NORTHSTAR PREMIUM

RANGER XP KINETIC PREMIUM

RANGER XP KINETIC ULTIMATE

ENGINE	Engine Type	4-Stroke Twin Cylinder DOHC	Interior Permanent Magnet AC Motor	Interior Permanent Magnet AC Motor
	Displacement	999cc	N.A	N.A
	Fuel System / Battery	Electronic Fuel Injection	Lithium-Ion, 14.9 kWh Nominal	Lithium-Ion, 29.8 kWh Nominal
	Cooling	Liquid	Active Air and Liquid	Active Air and Liquid
DRIVETRAIN	Transmission/ Final Drive	Automatic PVT H/L/N/R/P; Shaft	Gates Synchronous Belt H/L/N/P (Electronic Forward/Reverse), Shaft	Gates Synchronous Belt H/L/N/P (Electronic Forward/Reverse), Shaft
	Drive System	High Performance On-Demand True AWD/2WD/VersaTrac Turf Mode	High Performance On-Demand True AWD/2WD/ VersaTrac Turf Mode	High Performance On-Demand True AWD/2WD/ VersaTrac Turf Mode
SUSPEN-SION	Engine Braking System / Active Descent Control	Not Equipped / Not Equipped	Regenerative Braking / Not Equipped	Regenerative Braking / Not Equipped
	Front Suspension	Dual A-Arm 27.9 cm Travel	Dual A-Arm 25.4 cm Travel	Dual A-Arm 25.4 cm Travel
	Rear Suspension	Dual A-Arm, IRS 27.9 cm Travel	Dual A-Arm, IRS 25.4 cm Travel	Dual A-Arm, IRS 25.4 cm Travel
BRAKES	Front/Rear Brakes	4-Wheel Hydraulic Disc with Dual-Bore Front Callipers	4-Wheel Hydraulic Disc with Dual-Bore Front Callipers	4-Wheel Hydraulic Disc with Dual-Bore Front Callipers
	Parking Brake	Park in Transmission	Park In-Transmission	Park In-Transmission
TYRES AND WHEELS	Front Tyres	27 x 9-14; Pro Armor X-Terrain	29 X 9-14; PRO ARMOR X-TERRAIN; 8-Ply Rated	29 X 9-14; PRO ARMOR X-TERRAIN; 8-Ply Rated
	Rear Tyres	27 x 11-14; Pro Armor X-Terrain	29 x 11-14; PRO ARMOR X-TERRAIN; 8-Ply Rated	29 x 11-14; PRO ARMOR X-TERRAIN; 8-Ply Rated
	Wheels	35.6 cm Aluminum	35.6 cm Aluminum	14" Aluminum
DIMENSIONS / CAPACITIES	Wheelbase	206 cm	206 cm	206 cm
	Dry Weight	867 kg	785 kg - vehicle weight subject to change	900 kg - vehicle weight subject to change
	Overall Vehicle Size (L x W x H)	305 x 165 x 198 cm	305 x 158 x 198 cm	305 x 158 x 198 cm
	Ground Clearance	33 cm	35.5 cm	35.5 cm
	Seating Capacity	3	3	3
	Fuel Capacity	43.5 L	N.A	N.A
	Bed Box Dimensions (L x W x H)	93.3 x 137.8 x 31.75 cm	93.3 x 137.8 x 31.75 cm	93.3 x 137.8 x 31.75 cm
	Front/Rear Rack or Box Capacity	454 kg	N.A / 567 kg	N.A / 567 kg
	Payload Capacity	578 kg	680 kg	680 kg
	Hitch Towing Rating	1,134 kg	1,134 kg	1,134 kg
FEATURES	Hitch Type	Standard 5 cm Receiver	Standard 5 cm Receiver	Standard 5 cm Receiver
	Cargo System/Cab	Lock & Ride	Lock & Ride®	Lock & Ride®
	Lighting	Dual LED Headlamps, 1250lm Low Beam, 2300lm High Beam, Dual LED Taillamps	Dual LED Headlamps, 1250lm low beam, 2300lm high beam, LED Front Accent Light with Charge Indicator, Dual LED Taillamps	Dual LED Headlamps, 1250lm low beam, 2300lm high beam, LED Front Accent Light with Charge Indicator, Dual LED Taillamps
	Electronic Power Steering	Standard	Standard	Standard
	Adjustable Driver's Seat	Standard	Premium Cut & Sew Seats with Contoured Seatbacks and Embroidered Polaris Branding	Premium Cut & Sew Seats with Contoured Seatbacks and Embroidered Polaris Branding
	Tilt Steering	Standard	N.A	N.A
	Instrumentation	Dual-sweep Analog Dials w/ 4" LCD Rider Information Center: User Selectable Blue/Red Backlighting & Brightness, Programmable Service Intervals, Speedometer, Tachometer, Odometer, Tripmeter, Clock, Hour Meter, Gear Indicator, Fuel Gauge, Coolant Temperature, Voltmeter, Service Indicator and Codes, Seat Belt Reminder, 2 DC Outlets, 1 USB Charge Port	Driver's Side Dual-sweep Analog Dials w/ 4" Multi-Color LCD Rider Information Center: Power Use and Regen %, Battery State of Charge %, Range Remaining, Charging Rate, Battery Temperature, Motor Temperature, Accessory Voltage, Speedometer, Odometer, Tripmeter, Gear Indicator, Service Indicator and Codes, Programmable Service Intervals, Seat Belt Reminder, User Selectable Backlighting & Brightness, Clock, Premium Cut & Sew Seats with Contoured Seatbacks and Embroidered Polaris Branding, Premium Steering Wheel and Interior Accents, Polaris Pulse Electrical System (6 position), DC Outlets, Dual USB Port, Cargo Box Located 12V SAE Port with In-Dash On/Off Switch	Center Mounted 7" Glove Touch Display with EV Infotainment (includes Range Remaining, Battery State of Charge, Charging Status, Launch Indicator, System Diagnostics and more), Speed Limiting, Plow Mode, *Group Ride, *GPS Navigation, Air Temp., Bluetooth, AM/FM Radio, Driver's Side Dual-sweep Analog Dials w/ 4" Multi-Color LCD Rider Information Center: Power Use and Regen %, Battery State of Charge %, Range Remaining, Charging Rate, Battery Temperature, Motor Temperature, Accessory Voltage, Speedometer, Odometer, Tripmeter, Gear Indicator, Service Indicator and Codes, Programmable Service Intervals, Seat Belt Reminder, User Selectable Backlighting & Brightness, Clock, Premium Cut & Sew Seats with Contoured Seatbacks and Embroidered Polaris Branding, Premium Steering Wheel and Interior Accents, Polaris Pulse Electrical System (6 position), DC Outlet, Dual USB Port, Cargo Box Located 12V SAE Port with In-Dash On/Off Switch, In Dash Speakers, Rear Camera, *Connectivity with Ride Command + App
	Other Standard Features	Polaris HD 4,500 Lb. Synthetic Rope Winch with Autostop and Wireless Remote. Premium Pro-Shield Cab, Doors with Crank Windows, Fixed Glass Windshield with Wiper	Premium Cut & Sew Seats with Contoured Seatbacks and Embroidered Polaris Branding, Premium Steering Wheel and Interior Accents	Premium Cut & Sew Seats with Contoured Seatbacks and Embroidered Polaris Branding, Premium Steering Wheel and Interior Accents
	Colours	Azure Crystal Metallic	Ice White Pearl	Ice White Pearl

\*Specifications subject to change



AGRICULTURE/UTILITY

SPECIFICATIONS



RANGER CREW SP 570 PREMIUM



RANGER CREW 1000 PREMIUM



RANGER CREW XP 1000 PREMIUM



RANGER CREW XP 1000 NORTHSTAR PREMIUM

ENGINE	Engine Type	4-Stroke Single Cylinder DOHC	4-Stroke Twin Cylinder SOHC	4-Stroke Twin Cylinder DOHC	4-Stroke Twin Cylinder DOHC
	Displacement	567cc	999cc	999cc	999cc
	Fuel System / Battery	Electronic Fuel Injection	Electronic Fuel Injection	Electronic Fuel Injection	Electronic Fuel Injection
	Cooling	Liquid	Liquid	Liquid	Liquid
DRIVETRAIN	Transmission/ Final Drive	Automatic PVT H/L/N/R/P; Shaft	Automatic PVT H/L/N/R/P; Shaft	Automatic PVT H/L/N/R/P; Shaft	Automatic PVT H/L/N/R/P; Shaft
	Drive System	On-Demand True AWD/2WD/VersaTrac Turf Mode	High Performance On-Demand True AWD/2WD/VersaTrac Turf Mode	High Performance On-Demand True AWD/2WD/VersaTrac Turf Mode	High Performance On-Demand True AWD/2WD/VersaTrac Turf Mode
	Engine Braking System / Active Descent Control	Not Equipped / Not Equipped	Not Equipped / Not Equipped	Not Equipped / Not Equipped	Not Equipped / Not Equipped
SUSPENSION	Front Suspension	MacPherson Strut 22.9 cm Travel	Dual A-Arm 25.4 cm Travel	Dual A-Arm 27.9 cm Travel	Dual A-Arm 27.9 cm Travel
	Rear Suspension	Dual A-Arm, IRS 25.4 cm Travel	Dual A-Arm, IRS 25.4 cm Travel	Dual A-Arm, IRS 27.9 cm Travel	Dual A-Arm, IRS 27.9 cm Travel
BRAKES	Front/Rear Brakes	4-Wheel Hydraulic Disc	4-Wheel Hydraulic Disc with Dual-Bore Front and Rear Calipers	4-Wheel Hydraulic Disc with Dual-Bore Front Calipers	4-Wheel Hydraulic Disc with Dual-Bore Front Calipers
	Parking Brake	Park in Transmission	Park in Transmission	Park in Transmission	Park in Transmission
TYRES AND WHEELS	Front Tyres	25 x 8-12; Carlisle 489	26 x 9-12; PXT 2.0	27 x 9-14; Pro Armor X-Terrain	27 x 9-14; Pro Armor X-Terrain
	Rear Tyres	25 x 10-12; Carlisle 489	26 x 11-12; PXT 2.0	27 x 11-14; Pro Armor X-Terrain	27 x 11-14; Pro Armor X-Terrain
	Wheels	12" Black Aluminum	Aluminum Black Xcelerator 2.0	35.6 cm Aluminum	35.6 cm Aluminum
DIMENSIONS / CAPACITIES	Wheelbase	266.7 cm	287 cm	287 cm	287 cm
	Dry Weight	703 kg	814 kg	859 kg	1,063 kg
	Overall Vehicle Size (L x W x H)	365.8 x 142.2 x 188 cm	386 x 158 x 193 cm	386 x 158 x 196 cm	386 x 165 x 198 cm
	Ground Clearance	27.9 cm	31.8 cm	33 cm	33 cm
	Seating Capacity	4	6	6	6
	Fuel Capacity	35.9 L	43 L	43.5 L	43.5
	Bed Box Dimensions (L x W x H)	84.6 x 123.7 x 31.24 cm	93.3 x 137.8 x 31.75 cm	93.3 x 137.8 x 31.75 cm	93.3 x 137.8 x 31.75 cm
	Front/Rear Rack or Box Capacity	N.A / 227 kg	N.A / 454 kg	454 kg	455 kg
	Payload Capacity	489 kg	794 kg	767 kg	558 kg
	Hitch Towing Rating	680 kg	1,134 kg	1,134 kg	1,134 kg
FEATURES	Hitch Type	Standard 5 cm Receiver	Standard 5 cm Receiver	Standard 5 cm Receiver	Standard 5 cm Receiver
	Cargo System/Cab	Lock & Ride	Lock & Ride	Lock & Ride	Lock & Ride
	Lighting	High/Low Beam LED Headlights LED Taillamps	Dual LED Headlamps, 600lm Low Beam, 1000lm High Beam, Dual LED Taillamps	Dual LED Headlamps 1250lm Low Beam 2300lm High Beam Dual LED Taillamps	Dual LED Headlamps, 1250lm Low Beam, 2300lm High Beam, Dual LED Taillamps
	Electronic Power Steering	Standard	Standard	Standard	Standard
	Adjustable Driver's Seat	Not Equipped	Standard	Standard	Standard
	Tilt Steering	Standard	Standard	Standard	Standard
	Instrumentation	4" LCD Rider Information Center: User Selectable Blue/Red Backlighting & Brightness, Programmable Service Intervals, Speedometer, Tachometer, Odometer, Tripmeter, Clock, Hour Meter, Gear Indicator, Fuel Gauge, Coolant Temperature, Voltmeter, Service Indicator and Codes, Seat Belt Reminder, DC Outlet	4" LCD Rider Information Center: User Selectable Blue/Red Backlighting & Brightness, Programmable Service Intervals, Speedometer, Tachometer, Odometer, Tripmeter, Clock, Hour Meter, Gear Indicator, Fuel Gauge, Coolant Temperature, Voltmeter, Service Indicator and Codes, Seat Belt Reminder, DC Outlet	Dual-sweep Analog Dials w/ 4" LCD Rider Information Center: User Selectable Blue/ Red Backlighting & Brightness, Programmable Service Intervals, Speedometer, Tachometer, Odometer, Tripmeter, Clock, Hour Meter, Gear Indicator, Fuel Gauge, Coolant Temperature, Voltmeter, Service Indicator and Codes, Seat Belt Reminder, 2 DC Outlets, 1 USB Charge Port	Dual-sweep Analog Dials w/ 4" LCD Rider Information Center: User Selectable Blue/ Red Backlighting & Brightness, Programmable Service Intervals, Speedometer, Tachometer, Odometer, Tripmeter, Clock, Hour Meter, Gear Indicator, Fuel Gauge, Coolant Temperature, Voltmeter, Service Indicator and Codes, Seat Belt Reminder, 2 DC Outlets, 1 USB Charge Port
	Other Standard Features	Gas Assist Dump Box, Single Latch Tailgate, Rear-mounted Fiberglass Insulated Exhaust System, Standard In-dash SAE Charge Port, 575 CCA Battery, 660W Charging System (Stator)	Premium Cut & Sew Seats, Polaris Pulse Electrical System (3 position), Standard In-Dash SAE Charge Port.	Premium Cut & Sew Seats with Contoured Seatbacks and Embroidered Polaris Branding, Premium Steering Wheel and Interior Accents, Polaris Pulse Electrical System (6 position), Standard In-Dash SAE Charge Port, NFC Front Badge	Polaris HD 4,500 Lb. Synthetic Rope Winch with Autostop and Wireless Remote, Premium Pro-Shield Cab, Doors with Crank Windows, Fixed Glass Windshield with Wiper , Rear Glass Panel
	Colours	Ghost Gray	Springfield Blue	Bronson Rock Smoke	Azure Crystal Metallic

\*Specifications subject to change



POLARIS  
**RANGER**



**POLARIS**

Think Outside

[www.polarisaustralia.com](http://www.polarisaustralia.com)

[/polarisorv\\_au](https://www.instagram.com/polarisorv_au)

[/PolarisAustralia](https://www.facebook.com/PolarisAustralia)

[/TeamRZR](https://www.facebook.com/TeamRZR)

Polaris reserves the right to withdraw any product from sale or change specifications and pricing without notice. Confirm model specifications and availability with your Polaris Dealer prior to ordering. The Polaris range is not intended for and may not be registered for on-road use. All competitive comparisons are based on published manufacturer specifications available at December 2022 unless otherwise specified. See other manufacturers for latest specifications. All photography taken with professional riders and drivers. For your safety, always operate Polaris products as instructed in the product manual and on warning labels. Never carry passengers on any product not designed for such use. Preserve your future riding opportunities by showing respect for the environment, local laws and the rights of others. Avoid excessive speeds and be particularly careful on difficult terrain. ©Polaris Sales Australia Pty Ltd ABN 62 088 081 949, Registered Office: 36 Grimes Court, Derrimut, VIC 3026. Printed December 2022.