


Logging in/Creating your Sign-in/Updating your User Profile

Creating a sign-in

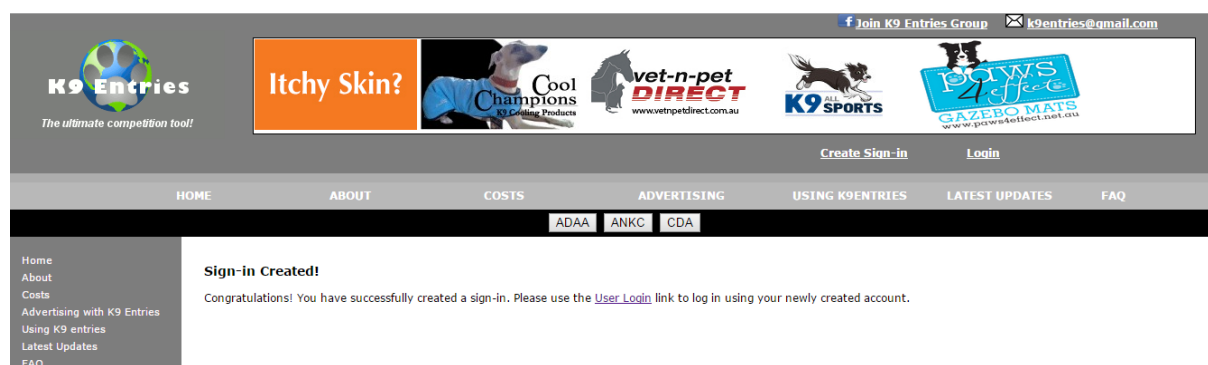
If this is the first time you have used the www.k9entries.com website, please create a new login, via the 'Create Sign-in' link at the top of the page:



The screenshot shows the K9 Entries website header with various logos including 'vets all natural', 'Silver Eagle Cool Champions', 'vet-n-pet DIRECT', 'K9 SPORTS', and 'paws 4 effect'. The 'Create Sign-in' link is circled in red. Below the header is a navigation bar with links: HOME, ABOUT, COSTS, ADVERTISING, USING K9ENTRIES, LATEST UPDATES, and FAQ. A sidebar on the left contains links: Home, About, Costs, Advertising with K9 Entries, Using K9 entries, Latest Updates, and FAQ. The main content area is titled 'Create Sign-in' and contains a form with the following fields: First Name: *, Surname: *, Address: *, Phone Number: *, Email Address: *, Username: *, and Password: *. There are 'Save' and 'Cancel' buttons at the bottom of the form.

Enter the fields as required. Note that the Username must be unique (it will default to the same as your email address if you do not enter anything in this field).


Once you click on the save button (after correctly entering all the details as requested), you will be presented with a confirmation page as below:



The screenshot shows the K9 Entries website header with various logos including 'Itchy Skin?', 'Cool Champions', 'vet-n-pet DIRECT', 'K9 SPORTS', and 'paws 4 effect'. The 'Create Sign-in' link is circled in red. Below the header is a navigation bar with links: HOME, ABOUT, COSTS, ADVERTISING, USING K9ENTRIES, LATEST UPDATES, and FAQ. A sidebar on the left contains links: Home, About, Costs, Advertising with K9 Entries, Using K9 entries, Latest Updates, and FAQ. The main content area is titled 'Sign-in Created!' and contains the message: 'Congratulations! You have successfully created a sign-in. Please use the [User Login](#) link to log in using your newly created account.'

Logging in

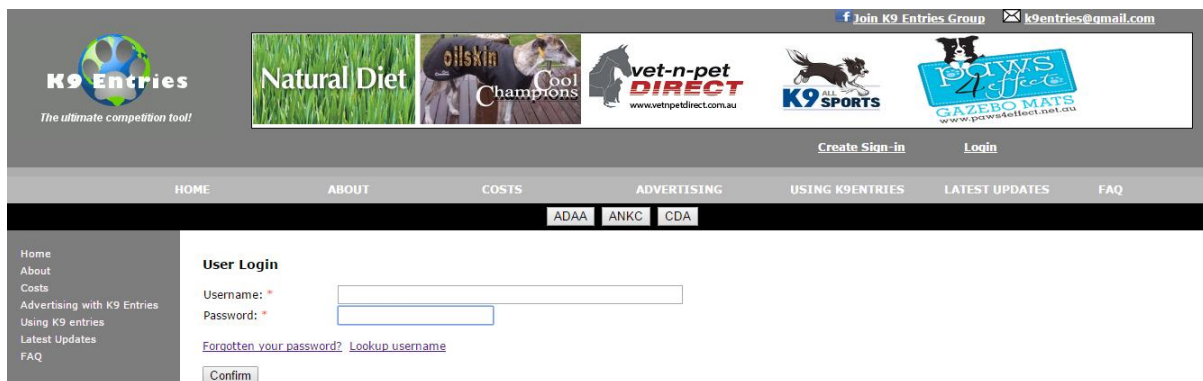
Click on the Login link at the top of the page (as circled below).



The screenshot shows the K9 Entries website header with various logos including 'Natural Diet', 'Cool Champions', 'vet-n-pet DIRECT', 'K9 SPORTS', and 'paws 4 effect'. The 'Login' link is circled in red. Below the header is a navigation bar with links: HOME, ABOUT, COSTS, ADVERTISING, USING K9ENTRIES, LATEST UPDATES, and FAQ. A sidebar on the left contains links: Home, About, Costs, Advertising with K9 Entries, Using K9 entries, Latest Updates, and FAQ. The main content area is titled 'Welcome to K9 Entries' and contains the following text: 'K9 entries allows clubs, associations and groups the ability to accept online entries for their competitions via an easy-to-use, cost-effective tool. Currently, K9 entries caters for competitions run by the following Dog Associations:

- [Agility Dog Association of Australia \(ADAA\)](#)
- [Australian National Kennel Club \(ANKC\)](#)
- [Canine Disc Australia \(CDA\)](#)

 If you have never used this website to enter a competition before (or it's been a while!), you may wish to visit the [Using K9 Entries](#) page for help on entering.'



The screenshot shows the K9 Entries website header with various logos including 'Natural Diet', 'oilskin Champions', 'vet-n-pet DIRECT', 'K9 SPORTS', and 'paws 4 GAZEBO MATS'. A navigation bar contains links: HOME, ABOUT, COSTS, ADVERTISING, USING K9ENTRIES, LATEST UPDATES, and FAQ. Below this is a sub-navigation bar with buttons for ADAA, ANKC, and CDA. On the left is a sidebar menu with links: Home, About, Costs, Advertising with K9 Entries, Using K9 entries, Latest Updates, and FAQ. The main content area is titled 'User Login' and contains the following form:

User Login

Username: *

Password: *

[Forgotten your password?](#) [Lookup username](#)

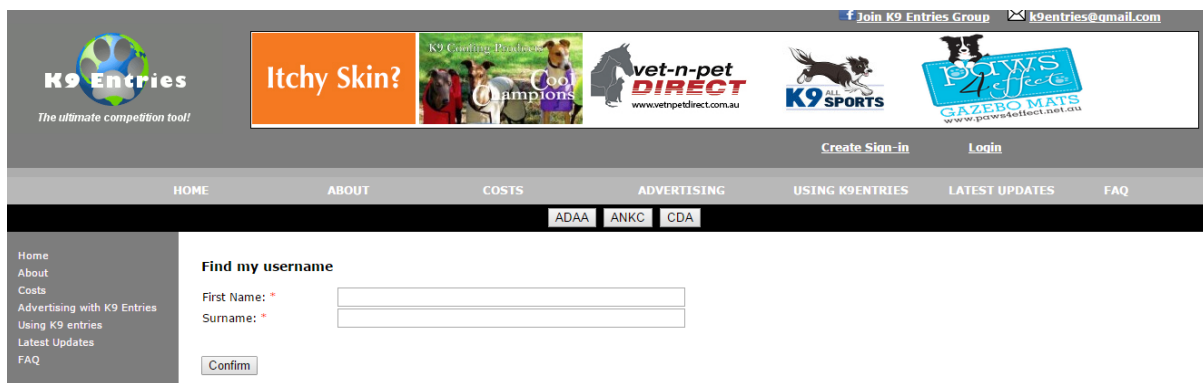
Enter your username and password.

NB: If you have used the website for more than one discipline (eg. You have entered an ADAA and an ANKC competition), your username and password has been allocated as follows:

- If you have an ADAA and an ANKC login, the username will be the same as what you used for your ADAA login;
- If you have an ADAA and CDA login, the username will be the same as what you used for your ADAA login;
- If you have an ANKC and CDA login, the username will be the same as what you used for your ANKC login;
- If you have an ADAA, ANKC and CDA login, the username will be the same as what you used for your ADAA login

Lookup my username

If you cannot remember which username you used, you can attempt to look up your username via the 'Lookup username' link on the User Login page.



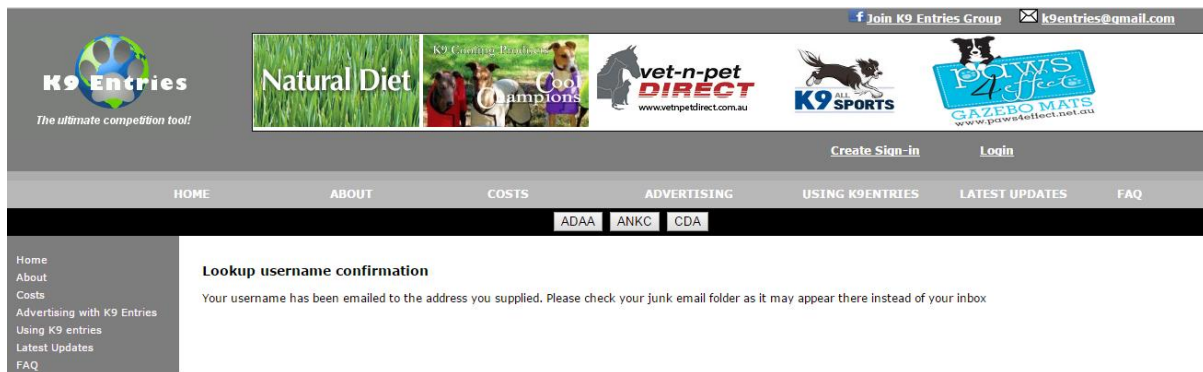
The screenshot shows the K9 Entries website header with various logos including 'Itchy Skin?', 'K9 Training Products', 'oilskin Champions', 'vet-n-pet DIRECT', 'K9 SPORTS', and 'paws 4 GAZEBO MATS'. A navigation bar contains links: HOME, ABOUT, COSTS, ADVERTISING, USING K9ENTRIES, LATEST UPDATES, and FAQ. Below this is a sub-navigation bar with buttons for ADAA, ANKC, and CDA. On the left is a sidebar menu with links: Home, About, Costs, Advertising with K9 Entries, Using K9 entries, Latest Updates, and FAQ. The main content area is titled 'Find my username' and contains the following form:

Find my username

First Name: *

Surname: *

Enter your first name and surname and click on the Confirm button.



K9 Entries
The ultimate competition tool!

Join K9 Entries Group | k9entries@gmail.com

[Natural Diet](#) | [K9 Coaching Packages](#) | [vet-n-pet DIRECT](#) | [K9 SPORTS](#) | [paws 4 life GAZEBO MATS](#)

[Create Sign-in](#) | [Login](#)

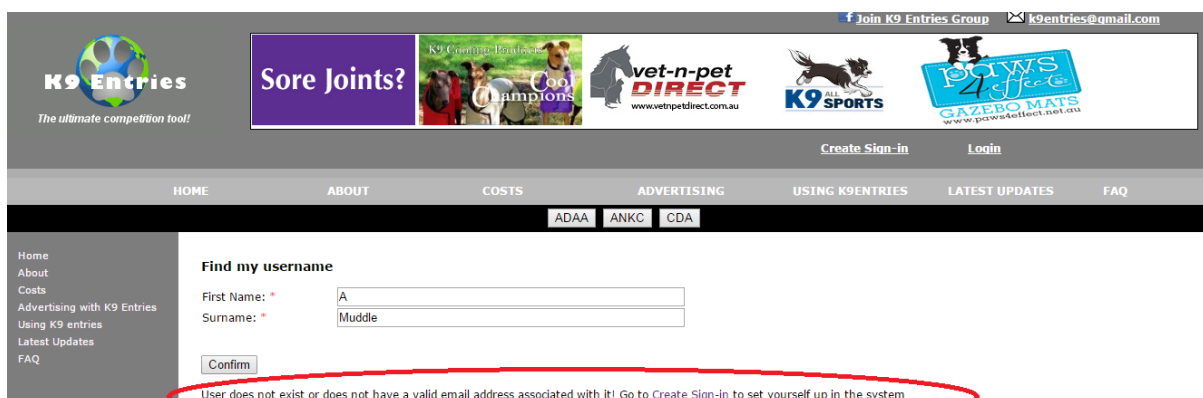
HOME | ABOUT | COSTS | ADVERTISING | USING K9ENTRIES | LATEST UPDATES | FAQ

ADAA | ANKC | CDA

Home
About
Costs
Advertising with K9 Entries
Using K9 entries
Latest Updates
FAQ

Lookup username confirmation
Your username has been emailed to the address you supplied. Please check your junk email folder as it may appear there instead of your inbox

If a match was found, your username will be emailed to the address recorded against your username. If no match was found, you will see a message as per below:



K9 Entries
The ultimate competition tool!

Join K9 Entries Group | k9entries@gmail.com

[Sore Joints?](#) | [K9 Coaching Packages](#) | [vet-n-pet DIRECT](#) | [K9 SPORTS](#) | [paws 4 life GAZEBO MATS](#)

[Create Sign-in](#) | [Login](#)

HOME | ABOUT | COSTS | ADVERTISING | USING K9ENTRIES | LATEST UPDATES | FAQ

ADAA | ANKC | CDA

Home
About
Costs
Advertising with K9 Entries
Using K9 entries
Latest Updates
FAQ

Find my username

First Name: *
Surname: *


[Confirm](#)

User does not exist or does not have a valid email address associated with it! Go to [Create Sign-in](#) to set yourself up in the system

Please note, a number of people have entered initials and multiple names in these fields. For example, the values 'Mr and Mrs J & L' were entered in the field for the first name and 'Smith' in the field for the surname. If you cannot retrieve your username via this method, and cannot remember your username, please contact k9entries@gmail.com for assistance.

Resetting your password

If you are having trouble remembering your password, you can click on the 'Forgotten your password?' link from the User Login page.



K9 Entries
The ultimate competition tool!

Join K9 Entries Group | k9entries@gmail.com

[Itchy Skin?](#) | [K9 Coaching Packages](#) | [vet-n-pet DIRECT](#) | [K9 SPORTS](#) | [paws 4 life GAZEBO MATS](#)

[Create Sign-in](#) | [Login](#)

HOME | ABOUT | COSTS | ADVERTISING | USING K9ENTRIES | LATEST UPDATES | FAQ

ADAA | ANKC | CDA


Home
About
Costs
Advertising with K9 Entries
Using K9 entries
Latest Updates
FAQ

Reset Password

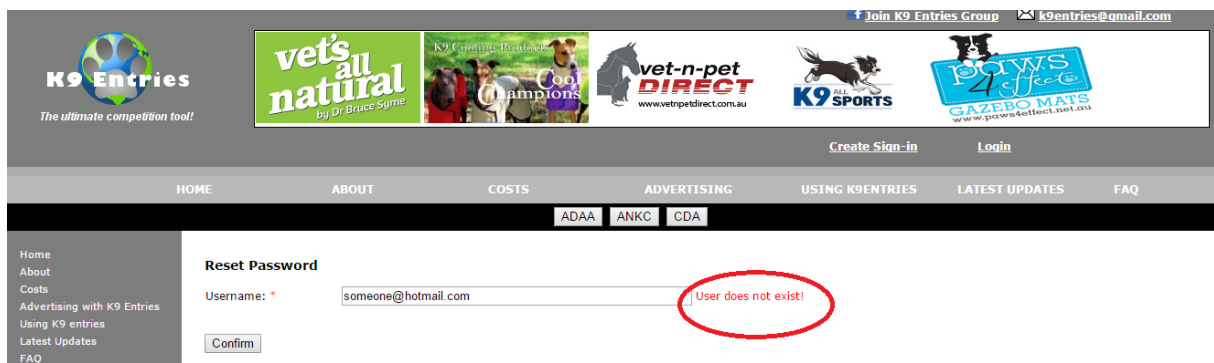
Username: *

[Confirm](#)

Enter your username, and click on the confirm button. If there was a match on the username, a new password will be emailed to you at the address recorded against your login.




If there wasn't a match, an error message will be displayed as below:



Once you have your username and password, enter them into the User Login page, and click on the confirm button.

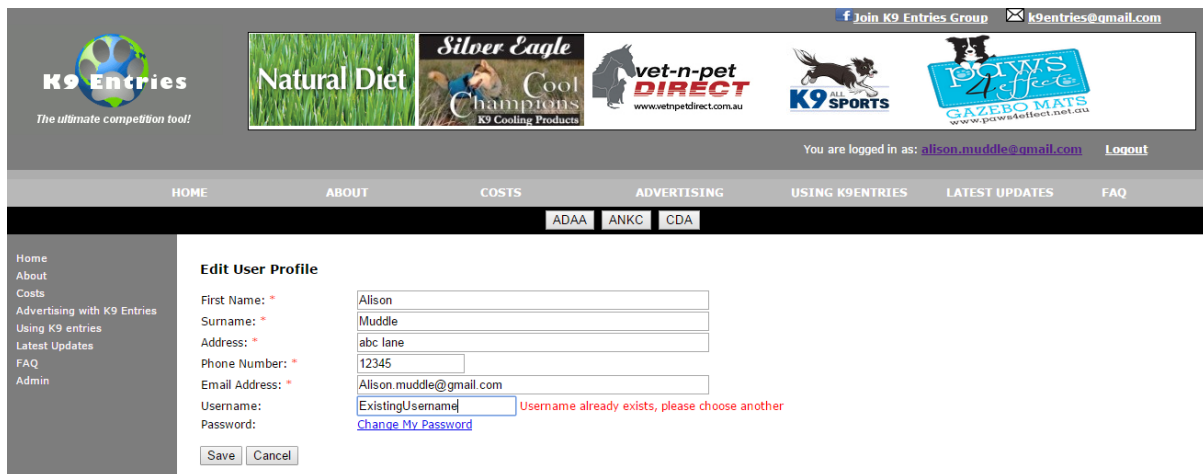
Editing my User Profile

Once logged in, you will notice that your username will appear on the top of the page, as per below:



Click on this link, to bring up your user profile as shown above.

This is the page you can use to change your personal details, including your username. Please note, that your username must be unique within the K9entries database. A check will be made if you change your username, and if a username already exists, an error message will be displayed as per below (in red text):



The screenshot shows the K9 Entries website interface. At the top, there are logos for K9 Entries, Natural Diet, Silver Eagle, vet-n-pet DIRECT, K9 SPORTS, and paws 4 effect. Below the logos, a navigation bar contains links: HOME, ABOUT, COSTS, ADVERTISING, USING K9ENTRIES, LATEST UPDATES, and FAQ. A sidebar on the left lists: Home, About, Costs, Advertising with K9 Entries, Using K9 entries, Latest Updates, FAQ, and Admin. The main content area is titled 'Edit User Profile' and contains the following form fields:

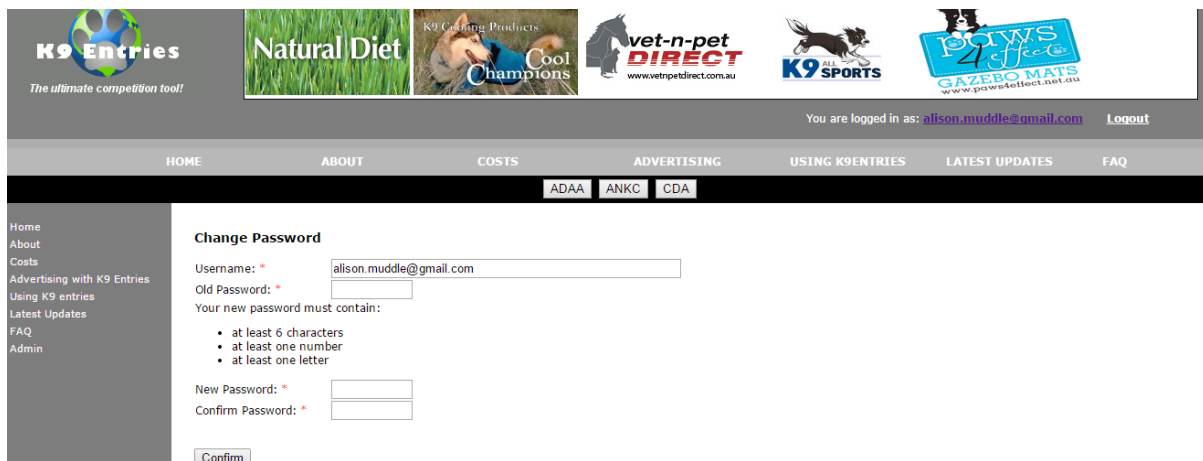
- First Name: *
- Surname: *
- Address: *
- Phone Number: *
- Email Address: *
- Username: * Username already exists, please choose another
- Password: *

At the bottom of the form are 'Save' and 'Cancel' buttons.

Note, there is a link to change your password (for when you have reset your password and want to change it to something more easily remembered).

Change My Password

Clicking on the Change My Password link will give you the following page:




The screenshot shows the K9 Entries website interface with the 'Change Password' form. The form includes the following fields and instructions:

- Username: *
- Old Password: *
- Your new password must contain:
 - at least 6 characters
 - at least one number
 - at least one letter
- New Password: *
- Confirm Password: *

A 'Confirm' button is located at the bottom of the form.

Enter the fields as per the instructions, and click on the Confirm button. A confirmation page will be displayed as per below.



Setting up your registration and dog registration details


You will need to set up handler/owner and dog details separately for each different discipline. This is because each discipline will have details specific to their records. Eg, the dog registration number for ADAA will be different to the registration number for ANKC, etc.

The instructions that follow are specific to ANKC, however most principles can be applied to other disciplines.

Firstly, click on the 'ANKC' button (if you are wanting to setup a different discipline, click on the appropriate button).



Next, click on the Members Area link.



Next, click on the Manage Handlers link.

Join K9 Entries Group k9entries@gmail.com

K9 Entries The ultimate competition tool!

vets all natural by Dr Bruce Syme

Silver Eagle Cool Champions K9 Cooling Products

vet-n-pet DIRECT www.vetnpetdirect.com.au

K9 SPORTS

POWS 4effe-G GAZEBO MATS www.pows4effect.net.au

You are logged in as: alison.muddle@gmail.com Logout

HOME ABOUT COSTS ADVERTISING USING K9ENTRIES LATEST UPDATES FAQ

ANKC Online Entries Switch to ADAA Switch to C

Entries Home
Members Area Home
Manage Handlers
Manage My Dogs
Entered Comps
Manage Notifications
Manage Payments

Manage Handler Details

Click on the link under the handler name to edit the details for the handler.

Note: Those handlers without links are 'owned' by another user and are not editable. Also note that the 'Remove' button only removes the handler from your list, but not from the syst

Add Handler

Name	Action
Michael Clarke (390)	

Any handler you wish to enter into a competition should appear in this list. If the handler is not in the list, click on the 'Add Handler' button.

Start typing the first name, surname and registration number into the corresponding fields. Note: for ANKC, where you do not have to have a registration number as a handler, you can leave this field blank. Should the person already be in the system, you will see a message pop-up similar to below:

K9 Entries The ultimate competition tool!

Sore Joints?

Cool Champions K9 Cooling Products

vet-n-pet DIRECT www.vetnpetdirect.com.au

K9 SPORTS

POWS 4effe-G GAZEBO MATS www.pows4effect.net.au

You are logged in as: alison.muddle@gmail.com Logout

HOME ABOUT COSTS ADVERTISING USING K9ENTRIES LATEST UPDATES FAQ

ANKC Online Entries Switch to ADAA Switch to C

Entries Home
Members Area Home
Manage Handlers
Manage My Dogs
Entered Comps
Manage Notifications
Manage Payments

Add Handler

First Name: Alison
Surname: Muddle
Registration Number: 2100048457
Address:
Phone Number:
Email Address:
Club Represented: Please Select...
Junior Handler?: ☐

Add this handler to my list Cancel

The following handler was found matching these details:
Alison Muddle (2100048457)

You cannot modify or view this handlers personal details, but you can add them to your list of handlers (via the 'Add this handler to my list' button)

If this is the case, simply click on the 'Add this handler to my list' button (you will not be able to edit or view any of their personal details, as the handler record belongs to somebody else).

If you don't see any message pop up, you can keep adding details as necessary, and click on the 'Add this handler to my list' button.

K9 Entries The ultimate competition tool!

Sore Joints?

Cool Champions K9 Cooling Products

vet-n-pet DIRECT www.vetnpetdirect.com.au

K9 SPORTS

POWS 4effe-G GAZEBO MATS www.pows4effect.net.au

You are logged in as: alison.muddle@gmail.com Logout

HOME ABOUT COSTS ADVERTISING USING K9ENTRIES LATEST UPDATES FAQ

ANKC Online Entries Switch to ADAA Switch to C

Entries Home
Members Area Home
Manage Handlers
Manage My Dogs
Entered Comps
Manage Notifications
Manage Payments

Add Handler

First Name: Shane
Surname: Watson
Registration Number: 392
Address: c/o Cricket Australia
Phone Number:
Email Address:
Club Represented: Pine Rivers Dog Obedience Club
Junior Handler?: ☐

Add this handler to my list Cancel

K9 Entries
The ultimate competition tool!

Sore Joints?

Silver Eagle
Cool Champions
K9 Cooling Products

vet-n-pet DIRECT
www.vetnpetdirect.com.au

K9 SPORTS

paws 4 effect
GAZEBO MATS
www.paws4effect.net.au

You are logged in as: [alison.muddle@gmail.com](#) [Logout](#)

HOME ABOUT COSTS ADVERTISING USING K9ENTRIES LATEST UPDATES FAQ

ANKC Online Entries [Switch to ADAA](#) [Switch to](#)

Entries Home
Members Area Home
Manage Handlers
Manage My Dogs
Entered Comps
Manage Notifications
Manage Payments

Manage Handler Details

Click on the link under the handler name to edit the details for the handler.

Note: Those handlers without links are 'owned' by another user and are not editable. Also note that the 'Remove' button only removes the handler from your list, but not from the system

[Add Handler](#)

Name	Action
Michael Clarke (390)	
Shane Watson (392)	
Alison Muddle (2100048457)	Remove

Note: You will notice some of the handlers have links under their names, and some have a 'Remove' button. Those without a link under their name are for handler records 'owned' by somebody else, and you cannot edit or view their personal details. The 'Remove' button will only appear for records owned by somebody else, and they will only be removed from your list (ie. not deleted from the system).

Should you wish to edit the details of one of the handlers in your list, simply click on the link below their name.

K9 Entries
The ultimate competition tool!

Sore Joints?

K9 Cooling Products

vet-n-pet DIRECT
www.vetnpetdirect.com.au

K9 SPORTS

paws 4 effect
GAZEBO MATS
www.paws4effect.net.au

You are logged in as: [alison.muddle@gmail.com](#) [Logout](#)

HOME ABOUT COSTS ADVERTISING USING K9ENTRIES LATEST UPDATES FAQ

ANKC Online Entries [Switch to ADAA](#) [Switch to](#)

Entries Home
Members Area Home
Manage Handlers
Manage My Dogs
Entered Comps
Manage Notifications
Manage Payments

Edit Handler

First Name:

Surname:

Registration Number:

Address:

Phone Number:

Email Address:

Club Represented:

Junior Handler?: ☐

[Save](#) [Cancel](#)

Edit the handler details, and click the 'Save' button.

Next, click on the Manage My Dogs link.

K9 Entries
The ultimate competition tool!

vet's all natural
by Dr Bruce Syme

Silver Eagle
Cool Champions
K9 Cooling Products

vet-n-pet DIRECT
www.vetnpetdirect.com.au

K9 SPORTS

paws 4 effect
GAZEBO MATS
www.paws4effect.net.au

You are logged in as: [alison.muddle@gmail.com](#) [Logout](#)

HOME ABOUT COSTS ADVERTISING USING K9ENTRIES LATEST UPDATES FAQ

ANKC Online Entries [Switch to ADAA](#) [Switch to C](#)

Entries Home
Members Area Home
Manage Handlers
Manage My Dogs
Entered Comps
Manage Notifications
Manage Payments

Manage My Dogs

Click on the link under the dogs name to edit the dog's details.

You should have at least one owner listed for the dog before you can enter a competition. This is done via the link to editing the dog.

Point to the 'Enter Comp' button, if it is disabled, to find out what you need to do to be able to enter a competition with this dog.

Note: The 'Remove' button removes the dog from your list, but not from the system.

[Add New Dog](#) No dogs found!

The Manage My Dogs listing includes all the details of the **dogs** of the discipline that you will be entering competitions with. Any dog that you would be handling or that you own should be included in this list.

Click on the 'Add Dog' to add any dogs that you wish to enter and they are not already on your list.

Enter the dog's name and registration number. If the dog already exists in the system, you will see a message similar to below, asking you to click on the 'Add this dog to my list' button. You do not need to enter any more details for the dog, as it has already been done.

The screenshot shows the 'Add Dog' form with the following details entered: Dogs Name: Larona Tri OfThe Night, Registration Number: LT123. A red circle highlights a message on the right: 'The following dog was found matching these details: Larona Tri OfThe Night (LT123)'. Below this message, it states: 'You cannot modify this dog's details, but you can add them to your list of dogs (via the "Add this dog to my list" button)'.

If you do not receive the above message, you can continue entering the dog's details. Please be sure to select values for your current titles, even if you do not have any yet (ie. there is an option for 'Nil' titles).

The screenshot shows the 'Add Dog' form with the following details entered: Dogs Name: Snoop Doggy Dog, Registration Number: SDD123, Breed: English Springer Spaniel, Gender: Male, Height: 300. All current titles (Agility, Jumping, Gamblers, Snooker, Pairs, Obedience, Rally O) are set to 'Nil'. A red circle highlights the 'Add this dog to my list' button at the bottom left.

Click on the 'Add this dog to my list' button.

K9 Entries The ultimate competition tool!

vet's all natural by Dr Bruce Syme K9 Coaching Practices Cool Champions vet-n-pet DIRECT www.vetnpetdirect.com.au K9 SPORTS paw's 4 life GAZEBO MATS www.paw4detect.net.au

You are logged in as: alison.muddle@gmail.com Logout

HOME ABOUT COSTS ADVERTISING USING K9ENTRIES LATEST UPDATES FAQ

ANKC Online Entries [Switch to ADAA](#) [Switch to CDA](#)

Entries Home
Members Area Home
Manage Handlers
Manage My Dogs
Entered Comps
Manage Notifications
Manage Payments

Manage My Dogs

Click on the link under the dogs name to edit the dog's details.

You should have at least one owner listed for the dog before you can enter a competition. This is done via the link to editing the dog.

Point to the 'Enter Comp' button, if it is disabled, to find out what you need to do to be able to enter a competition with this dog.

Note: The 'Remove' button removes the dog from your list, but not from the system.

[Add New Dog](#)

Dogs Name	Action
Snoop Doggy Dog (SDD123)	Enter Comp Results Remove

You will notice your newly created dog in your listing. You may also notice that the 'Enter Comp' button is disabled. This is because you have not added the owners for this dog yet. Hint: if you hover over the 'Enter Comp' button, it will tell you why it is disabled. Click on the link under the dogs name, to add the owner details.

ANKC Online Entries [Switch to ADAA](#) [Switch to CDA](#)

Entries Home
Members Area Home
Manage Handlers
Manage My Dogs
Entered Comps
Manage Notifications
Manage Payments

Edit Dog

Dogs Name: Snoop Doggy Dog
Registration Number: SDD123
Title prefix:
Title suffix:
Breed: English Springer Spaniel
Gender: Male
Date of Birth:
Height: 300
Current Agility Title: Nil
Current Jumping Title: Nil
Current Gamblers Title: Nil
Current Snooker Title: Nil
Current Pairs Title: Nil
Current Obedience Title: Nil
Current Rally O Title: Nil

[Save](#) [Cancel](#)

Current Owners

Note: Please add each person, of a dog owned by a joint membership, separately (you can use the same registration number for each person).

[Add Owner](#)

No owners recorded for this dog

Click on the 'Add Owner' button.

K9 Entries The ultimate competition tool!

vet's all natural by Dr Bruce Syme K9 Coaching Practices Cool Champions vet-n-pet DIRECT www.vetnpetdirect.com.au K9 SPORTS paw's 4 life GAZEBO MATS www.paw4detect.net.au

You are logged in as: alison.muddle@gmail.com Logout

HOME ABOUT COSTS ADVERTISING USING K9ENTRIES LATEST UPDATES FAQ

ANKC Online Entries [Switch to ADAA](#) [Switch to CDA](#)

Entries Home
Members Area Home
Manage Handlers
Manage My Dogs
Entered Comps
Manage Notifications
Manage Payments

Add Owner

First Name: Michael
Surname: Hussey
Registration Number: 394
Address:
Phone Number:
Email Address:
Club Represented: Please Select...
Junior Handler? ☐

[Add this owner](#) [Cancel](#)

The following person was found matching these details:
Michael Hussey (394)

You cannot modify or view this persons personal details, but you can add them as an owner (via the 'Add this owner' button)

Similar to when you are adding a Handler to your list, if you enter the name and registration number and tab to the next field, a message may be displayed if the person already exists in the system. If this is the case, you only need to click on the 'Add this owner' button to add the person as an owner of the dog, and there is no need to enter any further details. Otherwise, keep entering the remaining details for the owner. If the dog has multiple owners, please add an owner for each person that owns the dog.

Edit Dog

Dogs Name: Snoop Doggy Dog
 Registration Number: SDD123
 Title prefix:
 Title suffix:
 Breed: English Springer Spaniel
 Gender: Male
 Date of Birth:
 Height: 300
 Current Agility Title: Nil
 Current Jumping Title: Nil
 Current Gamblers Title: Nil
 Current Snooker Title: Nil
 Current Pairs Title: Nil
 Current Obedience Title: Nil
 Current Rally O Title: Nil

Save Cancel

Current Owners

Note: Please add each person, of a dog owned by a joint membership, separately (you can use the same registration number for each person).

Add Owner

Michael Hussey (394)	Remove
Michael Clarke (390)	Remove

You will see each owner appear in the 'Current Owners' listing for the dog.

If you have accidentally added the wrong owner, or the records of ownership have changed in the disciplines' records, you can click on the 'Remove' button to remove the owner from the listed owners.

Note how the 'Enter Comp' button now appears for our new dog:

Manage My Dogs

Click on the link under the dogs name to edit the dog's details.

You should have at least one owner listed for the dog before you can enter a competition. This is done via the link to editing the dog.

Point to the 'Enter Comp' button, if it is disabled, to find out what you need to do to be able to enter a competition with this dog.

Note: The 'Remove' button removes the dog from your list, but not from the system.

Add New Dog

Dogs Name	Action
Snoop Doggy Dog (SDD123)	Enter Comp Results Remove

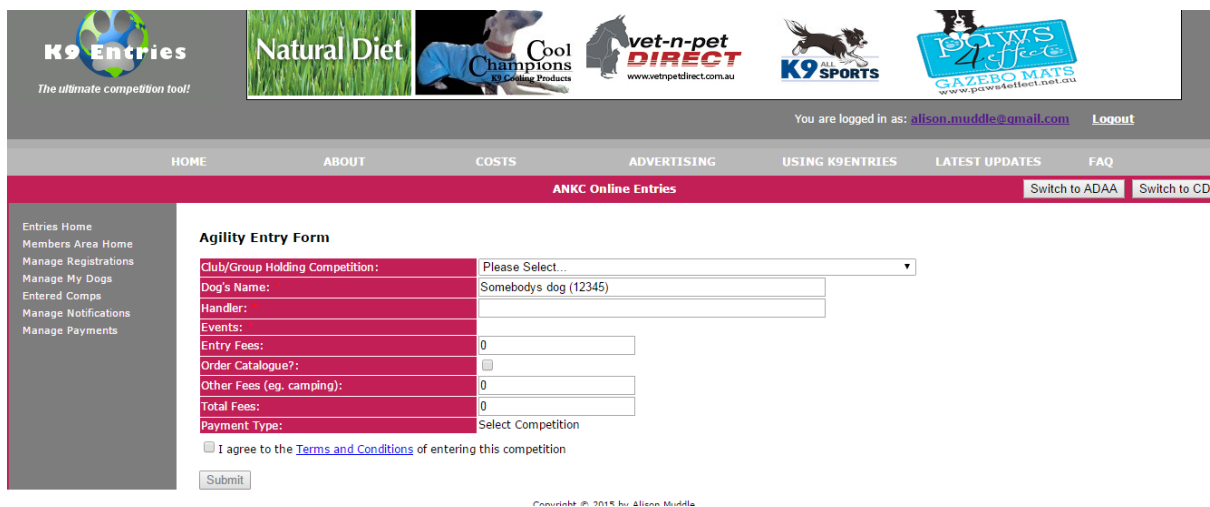
Some notes:

- Don't forget to change the titles for a dog as they earn them (the titles entry varies from discipline to discipline);
- If an owner or handler already existed in the system (and you simply just added them to your list), you will not be able to view or edit their details (ie. there will be no link under their name in the Handler Listing or the Owner listing for the dog they own respectively). The same applies for dogs.

Entering a competition

To enter a competition, you need to login first.

After logging in, go to Members Area->Manage My Dogs, and click on the 'Enter Comp' button next to the dog you wish to enter a competition with.



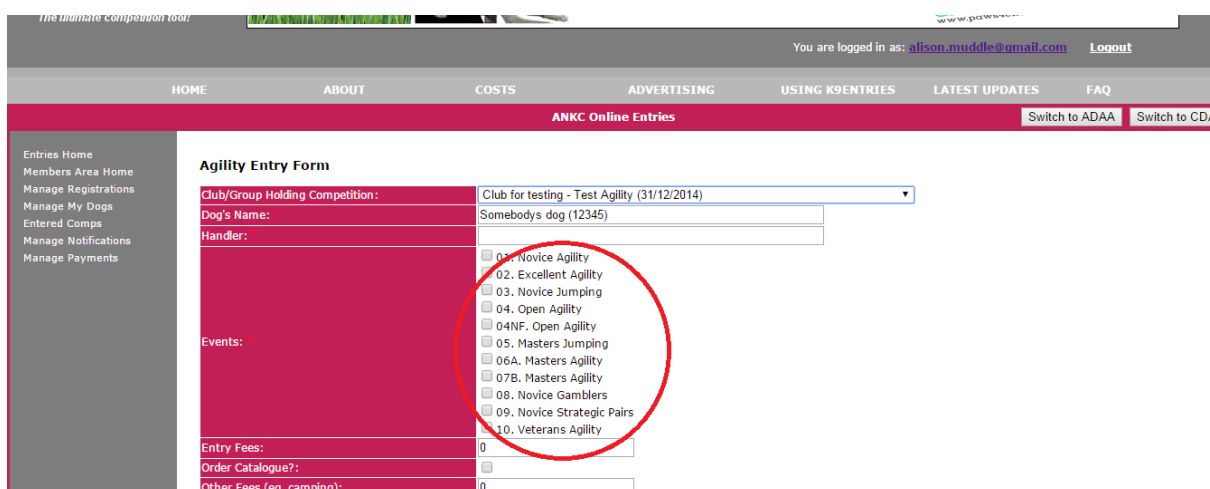
The screenshot shows the K9 Entries website interface. The top navigation bar includes links for HOME, ABOUT, COSTS, ADVERTISING, USING K9ENTRIES, LATEST UPDATES, and FAQ. The main content area displays the 'Agility Entry Form'. The form fields are as follows:

- Club/Group Holding Competition: Please Select...
- Dog's Name: Somebodys dog (12345)
- Handler:
- Events:
- Entry Fees: 0
- Order Catalogue?:
- Other Fees (eg. camping): 0
- Total Fees: 0
- Payment Type: Select Competition

A red circle highlights the 'Events' dropdown menu, which lists the following options:

- 01. Novice Agility
- 02. Excellent Agility
- 03. Novice Jumping
- 04. Open Agility
- 04NF. Open Agility
- 05. Masters Jumping
- 06A. Masters Agility
- 07B. Masters Agility
- 08. Novice Gamblers
- 09. Novice Strategic Pairs
- 10. Veterans Agility

You will notice that the dogs' name will automatically be populated. Select the competition you wish to enter from the drop down list, and the Events will be populated based on what the dog is eligible for in the selected competition. Note that if there aren't any events listed, it may be that (a) your dog is already entered in the competition or (b) that your dog isn't eligible for any events (unlikely). Check the 'Entered Comps' link to see if the dog has already been entered.



The screenshot shows the K9 Entries website interface. The top navigation bar includes links for HOME, ABOUT, COSTS, ADVERTISING, USING K9ENTRIES, LATEST UPDATES, and FAQ. The main content area displays the 'Agility Entry Form'. The form fields are as follows:

- Club/Group Holding Competition: Club for testing - Test Agility (31/12/2014)
- Dog's Name: Somebodys dog (12345)
- Handler:
- Events:
- Entry Fees: 0
- Order Catalogue?:
- Other Fees (eg. camping): 0

A red circle highlights the 'Events' dropdown menu, which lists the following options:

- 01. Novice Agility
- 02. Excellent Agility
- 03. Novice Jumping
- 04. Open Agility
- 04NF. Open Agility
- 05. Masters Jumping
- 06A. Masters Agility
- 07B. Masters Agility
- 08. Novice Gamblers
- 09. Novice Strategic Pairs
- 10. Veterans Agility

Next, start typing the handler's name:

HOME	ABOUT	COSTS	ADVERTISING	USING K9ENTRIES	LATEST UPDATES	FAQ	
ANKC Online Entries						Switch to ADAA	Switch to CDA

[Entries Home](#)
[Members Area Home](#)
[Manage Registrations](#)
[Manage My Dogs](#)
[Entered Comps](#)
[Manage Notifications](#)
[Manage Payments](#)

Agility Entry Form

Club/Group Holding Competition:	Club for testing - Test Agility (31/12/2014)
Dog's Name:	Somebodys dog (12345)
Handler:	<div> <div>a</div> <div> Alison Muddle (2100048457) Rachel Muddle (1234) Scott Cam () </div> </div>
Events:	<input type="checkbox"/> 04. Open Agility <input type="checkbox"/> 04NF. Open Agility <input type="checkbox"/> 05. Masters Jumping <input type="checkbox"/> 06A. Masters Agility <input type="checkbox"/> 07B. Masters Agility <input type="checkbox"/> 08. Novice Gamblers <input type="checkbox"/> 09. Novice Strategic Pairs <input type="checkbox"/> 10. Veterans Agility
Entry Fees:	0
Order Catalogue?:	<input type="checkbox"/>
Other Fees (eg. camping):	0
Total Fees:	0

You will notice that a list will automatically pop-up with the available handlers (based on your list of registrations). Select the handler required from this list.

Tick the boxes against the events you wish to enter. Note that the Entry Fees field will automatically be updated for the events.

If you require a catalogue, tick the 'Order Catalogue' box. The Total Fees field will automatically be updated to include the catalogue fee.

Next, select the payment type you are using, and tick the 'I agree to the terms and conditions..' box (once you have read and are happy to agree to the Terms and Conditions which are available by clicking on the link as per below):

[Manage My Dogs](#)
[Entered Comps](#)
[Manage Notifications](#)
[Manage Payments](#)

Dog's Name:	Somebodys dog (12345)
Handler:	Alison Muddle (2100048457)
Events:	<input checked="" type="checkbox"/> 01. Novice Agility <input checked="" type="checkbox"/> 02. Excellent Agility <input type="checkbox"/> 03. Novice Jumping <input type="checkbox"/> 04. Open Agility <input type="checkbox"/> 04NF. Open Agility <input type="checkbox"/> 05. Masters Jumping <input type="checkbox"/> 06A. Masters Agility <input type="checkbox"/> 07B. Masters Agility <input type="checkbox"/> 08. Novice Gamblers <input type="checkbox"/> 09. Novice Strategic Pairs <input type="checkbox"/> 10. Veterans Agility
Entry Fees:	16
Order Catalogue?:	<input type="checkbox"/>
Other Fees (eg. camping):	0
Total Fees:	16
Payment Type:	<input checked="" type="checkbox"/> Cheque <input type="checkbox"/> Money Order <input type="checkbox"/> PayPal The safer, easier way to pay. <input type="checkbox"/> Direct Deposit
<input type="checkbox"/> I agree to the Terms and Conditions of entering this competition	
<input type="button" value="Submit"/>	

Once you have ticked the Terms and Conditions box, click on the 'Submit' button to submit your entry. You will then see a page which confirms that your entry was successfully processed (as per below):

Join K9 Entries Group k9entries@gmail.com

K9 Entries
The ultimate competition tool!

Natural Diet K9 Coaching Products Cool Champions vet-n-pet DIRECT K9 SPORTS paws 4 free GAZEBO MATS

You are logged in as: alison.muddle@gmail.com [Logout](#)

HOME ABOUT COSTS ADVERTISING USING K9ENTRIES LATEST UPDATES FAQ

ANKC Online Entries [Switch to ADAA](#) [Switch to CD](#)

Entries Home
Members Area Home
Manage Registrations
Manage My Dogs
Entered Comps
Manage Notifications
Manage Payments

Entry Confirmation
Congratulations!
Your entry has been processed. Please download the entry form and keep for your records.
[Download entry form](#)

If you selected PayPal as the payment option, you will notice a button on the entry confirmation page to take you to the Manage Payments page. Note, if you are entering multiple dogs in a competition, you should leave payment until you have submitted entries for all dogs. This will reduce the transaction fee (ie. only one transaction fee as opposed to one per dog) charged by PayPal.

Join K9 Entries Group k9entries@gmail.com

K9 Entries
The ultimate competition tool!

Natural Diet oilskin Cool Champions vet-n-pet DIRECT K9 SPORTS paws 4 free GAZEBO MATS

You are logged in as: alison.muddle@gmail.com [Logout](#)

HOME ABOUT COSTS ADVERTISING USING K9ENTRIES LATEST UPDATES FAQ

ANKC Online Entries [Switch to ADAA](#) [Switch to CD](#)

Entries Home
Members Area Home
Manage Handlers
Manage My Dogs
Entered Comps
Manage Notifications
Manage Payments

Entry Confirmation
Congratulations!
Your entry has been processed. Please download the entry form and keep for your records.
[Download entry form](#) [Pay My Entries](#)

Updating your entries

Should you need to update your entries, or download the entry form for an entered competition, click on the 'Entered Comps' link.

You are logged in as: alison.muddle@gmail.com [Logout](#)

HOME ABOUT COSTS ADVERTISING USING K9ENTRIES LATEST UPDATES FAQ

ANKC Online Entries [Switch to ADAA](#) [Switch to CD](#)

Entries Home
Members Area Home
Manage Registrations
Manage My Dogs
Entered Comps
Manage Notifications
Manage Payments

Entered Comps
Below is a list of upcoming competitions that you are entered into (either as a handler or owner):

Club	Comp Date	Dog	Handler	
Club for testing	1/12/2015	Agislepaws Double Twist Bliss	Alison Muddle	Modify Entry Download Form
Club for testing	1/12/2015	Larona TriYour Luck	Alison Muddle	Modify Entry Download Form
Club for testing	1/12/2015	Anntanas Gold Navarre	Alison Muddle	Modify Entry Download Form
Club for testing	1/12/2015	Alexan William Wallace (AI)	Alison Muddle	Modify Entry Download Form
Club for testing	1/12/2015	Larona Tri Of The Night	Alison Muddle	(Withdrawn)
Club for testing	1/12/2015	Agislepaws High Roller	Alison Muddle	Modify Entry Download Form
Club for testing	1/12/2015	Abby	Alison Muddle	Modify Entry Download Form
Club for testing	1/12/2015	Barnes Kallanchloe	Alison Muddle	Modify Entry Download Form
Club for testing	1/12/2015	Agislepaws Double Pun Pebbles	Alison Muddle	Modify Entry Download Form
Club for testing	1/12/2015	Alaqadar Eleixr Damore (AI)	Alison Muddle	Modify Entry Download Form
Club for testing	1/12/2015	Aravan Too Up	Alison Muddle	Modify Entry Download Form

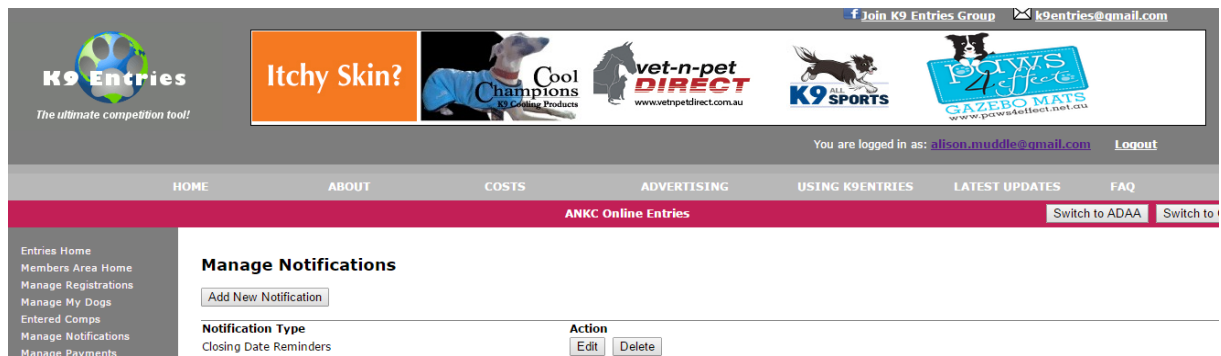
Note that entries that the competition secretary has not received payment for will be displayed in red.

Withdrawn entries will be displayed with a strike-through line (as per above page).

Once entries have closed for a competition, the 'Modify Entry' button will not be available. If you would like to update an entry, click on the 'Modify Entry' button, and you will be taken to the Agility Entry Form page as shown earlier in this document.

Manage Notifications

Should you wish to be reminded (by email notification) of the closing date of an upcoming competition, you may wish to set up notifications. This can be done by clicking on the Manage Notifications link:



The screenshot shows the K9 Entries website interface. At the top, there is a navigation bar with the K9 Entries logo and tagline "The ultimate competition tool!". To the right of the logo are several advertisements: "Itchy Skin?", "Cool Champions", "vet-n-pet DIRECT", "K9 SPORTS", and "paws 4 u". Below the advertisements, a login status bar indicates "You are logged in as: alison.muddle@gmail.com" with a "Logout" link. A main navigation menu includes links for HOME, ABOUT, COSTS, ADVERTISING, USING K9ENTRIES, LATEST UPDATES, and FAQ. A secondary navigation bar features "ANKC Online Entries" and buttons for "Switch to ADAA" and "Switch to". On the left side, a sidebar menu lists various user options: Entries Home, Members Area Home, Manage Registrations, Manage My Dogs, Entered Comps, Manage Notifications, and Manage Payments. The main content area is titled "Manage Notifications" and contains an "Add New Notification" button. Below this, a table lists notification types, with "Closing Date Reminders" currently selected. The table has columns for "Notification Type" and "Action", with "Edit" and "Delete" buttons available for the selected item.

K9 Entries
The ultimate competition tool!

Join K9 Entries Group | k9entries@gmail.com

Itchy Skin? | Cool Champions | vet-n-pet DIRECT | K9 SPORTS | paws 4 u

You are logged in as: alison.muddle@gmail.com | Logout

HOME | ABOUT | COSTS | ADVERTISING | USING K9ENTRIES | LATEST UPDATES | FAQ

ANKC Online Entries | Switch to ADAA | Switch to

Entries Home
Members Area Home
Manage Registrations
Manage My Dogs
Entered Comps
Manage Notifications
Manage Payments

Manage Notifications

[Add New Notification](#)

Notification Type	Action
Closing Date Reminders	Edit Delete