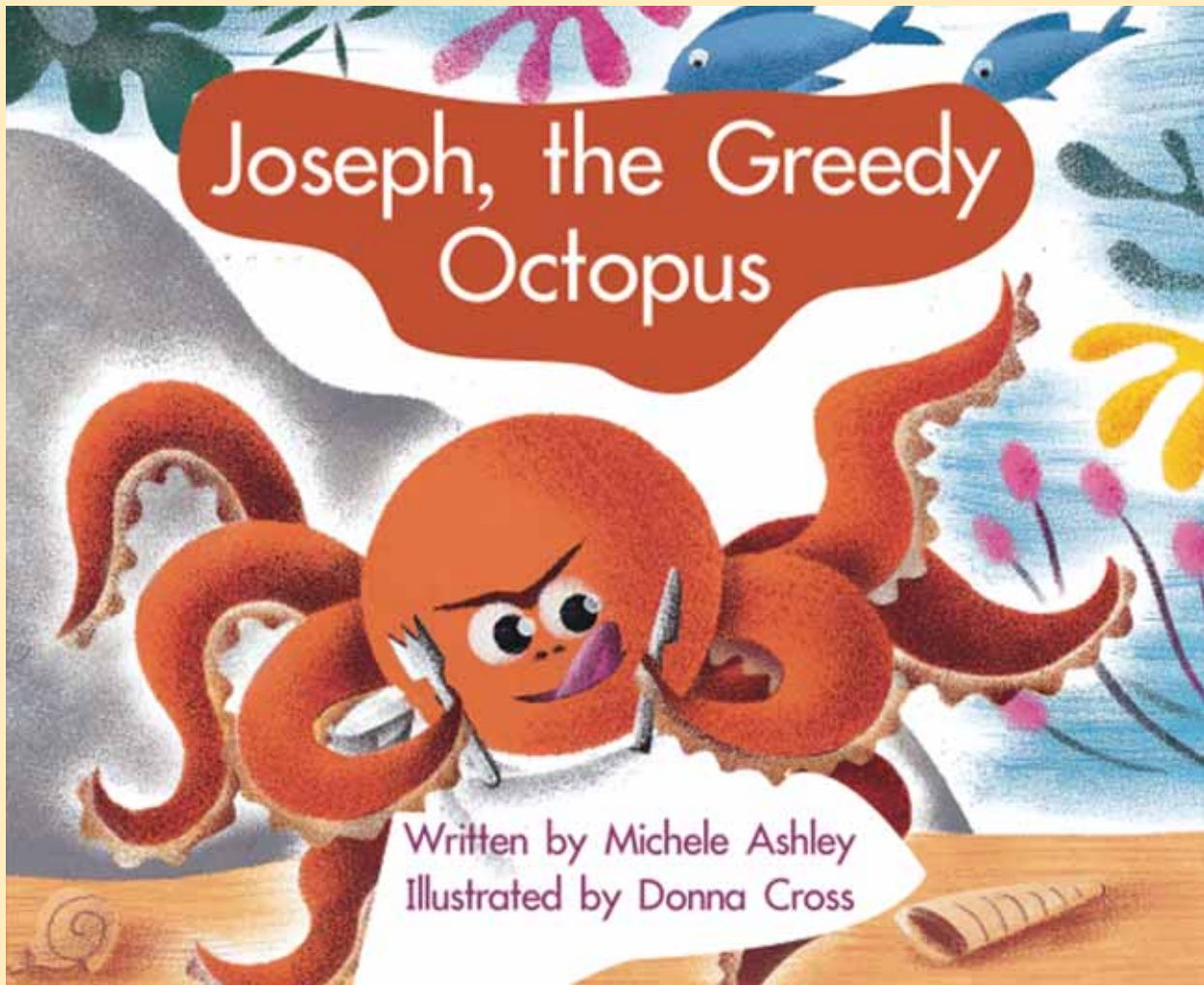




Level 12

Book b



Level	12
Word Count	290
Text Type	Narrative
High Frequency Word/s Introduced	away



The Flying Doctor

Joseph, the Greedy Octopus

Snake Gets Lost

Rubbish

The Bus Drivers' Birthday

Animals That Live in the Sea

Carmelita's Cabbage

Balloon Fun

We have designed these lesson plans so that, if you wish, you can have the plan in front of you as you teach, rather than a copy of the book. Each page of the book is illustrated in the plans together with some suggestions for teaching. These have been divided into questions and discussion that you may have before the children read the book and after the children have completed the reading. This is not an arbitrary division. Some of you may prefer to explore the meaning and the language in more detail before the children read. Your decisions will depend on the gap between the children's current knowledge and the content, vocabulary, and language of the book they are about to read. Remember that the more information the children have up front, the easier it will be for them to read the text. However, this does not mean that you should read the text to them first.

We have addressed four areas that we think are important in developing good readers. As well as comprehension and decoding, we have addressed the issue of children being able to analyse and use the texts they read. The symbols below guide you to the type of question or discussion.



This symbol relates to comprehension (meaning maker)



This symbol relates to decoding (code breaker)



This symbol relates to critical analysis (text critic or analyser)



This symbol relates to use (text user)

BEFORE READING



Cover & Title Page



Ask the children to look at the pictures on the cover and the title page and say what kind of animal this story is about. Invite them to read the title.



Talk with the children about the meaning of the word greedy. What does it mean when someone says "You're greedy"?




Ask the children who it is that is greedy. What do they think is happening on the title page? What kind of animal is Joseph?

AFTER READING

Invite the children to discuss this picture. Which animals can they see? What colour are they? Who is talking to Joseph?

Explain contractions to the children then ask them to scan the text for the word *don't*. Ask them what two words *don't* stands for and what letter the apostrophe is replacing.

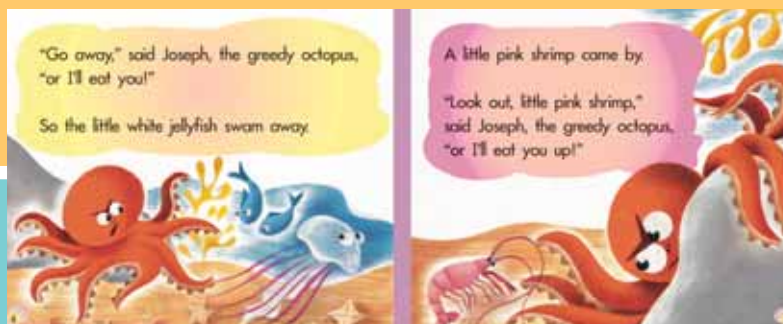


Ask the children what Joseph, the greedy octopus, likes to do. What does the jellyfish say to Joseph?

Invite the children to discuss why the little white jellyfish repeats the word *eat* so much.

Ask the children why Joseph is chasing the jellyfish. What do you think he is saying to it? What is he saying to the shrimp on page 5?

Have the children scan the text and ask them what the contraction on this page is. What two words have been replaced? What letters are missing?



Ask the children what Joseph threatened to do to the jellyfish. What animal came along next? What did Joseph say to it?

Ask the children to think about what they have just read. Ask them why the jellyfish swam away from Joseph. Why? Who is in control?

Have the children discuss why Joseph is chasing the shrimp. Ask them if they think Joseph looks hungry or angry. Why would Joseph be angry?

Ask the children what new contraction they can find on this page. What two words does it replace? What letters are missing?




Ask the children what the shrimp says as it swims away. What does Joseph say he is going to do to the shrimp?

Discuss with the children if the picture helps them understand why the shrimp is swimming away.

Invite the children to tell you what they think is happening. Did Joseph catch the shrimp? What is Joseph going to eat now?

Have the children scan the text for the contractions *don't* and *I'm*. Ask them what each stands for.



Ask the children what question Joseph asks himself. Who answers his question?

Ask the children to think carefully about what they have just read. Ask them why the crab says "Not me." Explain to the children the strategy of bluffing. Do they think the little brown crab is bluffing? Why?

BEFORE READING 10/11



Ask the children why Joseph is chasing the crab. Invite them to predict if they think he will catch the crab or not.



Ask the children to scan the text on this page. What is the contraction on this page? What does it stand for?



AFTER READING



Ask the children what Joseph said to the crab. What did the crab do?

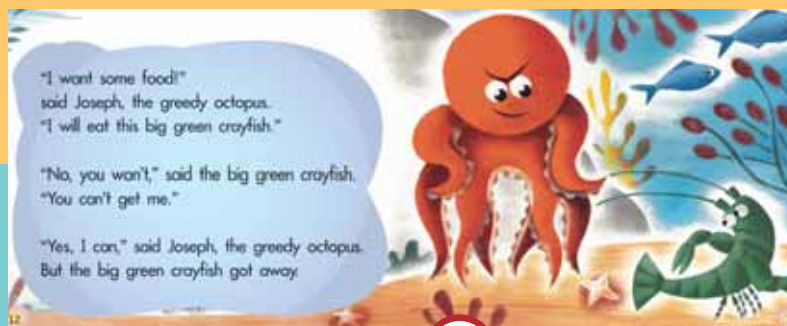
BEFORE READING 12/13



Invite a discussion about Joseph. Has he caught anything yet? How do you think he is feeling? What animal will he try to eat next?



Write the words *will not* on the board. Have the children scan the text for a contraction that could take the place of the words *will not*. What other contraction is on this page?



AFTER READING



Ask the children what the first thing Joseph said on this page was. What did he decide to eat? Did he catch it?



Invite the children to comment on what they have just read. Ask them which line proves the crayfish was right when he said "You can't get me." Why do the children think all the sea creatures swim away from Joseph?



Ask the children to look at the new animal on this page. What is it? Do they think that Joseph will be able to eat this animal? Do they think he will try?



Have the children scan the text and tell you what contraction they find. How many times does it occur?




Ask the children how hungry Joseph said he was. Does the shark run away from Joseph? What happens instead? Why did Joseph try to eat the shark?



Discuss with the children how the control has changed from Joseph to the shark. Do they consider the story could carry on? Could a sea creature chase the shark away?



Have the children read the book independently. Ask the children to check with the pictures as they read the book.



Ask the children if there is a lesson they can learn from this story.

12 b Joseph, the Greedy Octopus

Name _____

1. Turn the following words into contractions.

I am _____


Will not _____

Can not _____

I will _____

Do not _____

2. Colour the picture.



12 b Joseph, the Greedy Octopus

Name _____

1. Arrange the following sentences into the order in which they appear in the book.

┌ — — — — — — — — — — — — — — ┐
| So the little white jellyfish swam away. |
└ — — — — — — — — — — — — — — ┘

┌ — — — — — — — — — — — — — — ┐
| A little pink shrimp came by. |
└ — — — — — — — — — — — — — — ┘

┌ — — — — — — — — — — — — — — ┐
| “Not me,” said a little brown crab.
| “Octopuses don’t eat crabs.” |
└ — — — — — — — — — — — — — — ┘

┌ — — — — — — — — — — — — — — ┐
| But the big green crayfish got away. |
└ — — — — — — — — — — — — — — ┘

┌ — — — — — — — — — — — — — — ┐
| “No, you are not,” said the big black shark.
| “I’m going to eat YOU up!” |
└ — — — — — — — — — — — — — — ┘