




Level 14

Book h



Who Works at the Airport?

Written and photographed
by Sarah Edwards

Level	14
Word Count	304
Text Type	Information report
High Frequency Word/s Introduced	



The Apple Tree

Macey's Mess

This Little Girl

Roger the Bat
Goes to Town

Ringo
Goes Missing


People
and Dolphins


Benny Bilby
and Nick Numbat


Who Works
at the Airport?


We have designed these lesson plans so that, if you wish, you can have the plan in front of you as you teach, rather than a copy of the book. Each page of the book is illustrated in the plans together with some suggestions for teaching. These have been divided into questions and discussion that you may have before the children read the book and after the children have completed the reading. Some of you may prefer to explore the meaning and the language in more detail before the children read. Your decisions will depend on the gap between the children's current knowledge and the content, vocabulary, and language of the book they are about to read. Remember that the more information the children have up front, the easier it will be for them to read the text. However, this does not mean that you should read the text to them first.

We have addressed four areas that we think are important in developing good readers. As well as comprehension and decoding, we have addressed the issue of children being able to analyse and use the texts they read. The symbols below guide you to the type of question or discussion.

 This symbol relates to comprehension (meaning maker)


 This symbol relates to decoding (code breaker)


 This symbol relates to critical analysis (text critic or analyser)

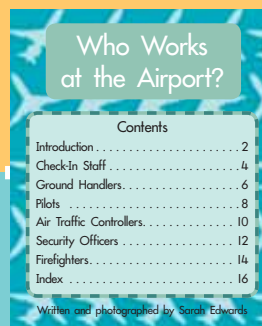
 This symbol relates to use (text user)


BEFORE READING


Cover & Title Page

 Ask the children to describe the front cover and contents page. Is this a fiction or a nonfiction book? What tells us this?

 Talk about the purpose of the contents page. Tell the children it shows the smaller parts of the main topic. It shows where to find the smaller parts.



 Ask the children to tell you what people work at the airport. Ask them to tell you what jobs people do at the airport. Have the children ever been to an airport?

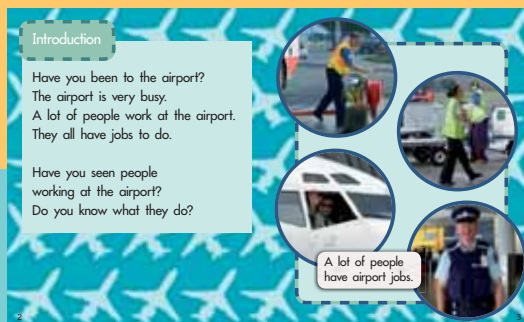
 Encourage the children to think about their reading. Discuss the strategies they use to decode unfamiliar words.

AFTER READING

BEFORE READING 2/3

Ask the children to describe what the people in the photos are doing. Would the children like to do any of these jobs? Why or why not?

Have the children locate the heading and caption. Explain that headings tell what each part of the book is about. A caption gives information about a photo.



AFTER READING

Have the children answer the questions posed in the text. Ask the children what the heading and caption tell. How do these things help us? What does the text say about airports?

Ask the children to find the word with the y ending.

BEFORE READING 4/5

Read the heading and caption. What do these people do? Have any of the children ever checked in for a flight? What things happened?



Ask the children what check-in people do.

Have the children find the word *counter*. What is another word with the *ou* sound? Ask the children to find the words *people's luggage*. What does the apostrophe show? Use the children's names and possessions to build sentences with possessive apostrophes.

AFTER READING




Have the children read the caption. What information does the caption give us without us having to read the main text? What job is this man doing?

Ground Handlers

People called ground handlers work at the airport. Do you know what they do? They tell the pilot where to park the plane. They put all the luggage in the plane. They take all the luggage out of the plane. They check that the plane is safe to fly.

Ground handlers have a lot of luggage to put on the plane.




Ask the children to list the three main jobs that ground handlers do. Are these important jobs?




Ask the children to describe this picture. What job does this man do? Read the heading and caption. Does this look like an easy job? Would the children like to do this job?

Pilots

People called pilots work at the airport. Do you know what they do? They check that the plane is ready to fly. Pilots fly the plane. They land the plane.

Pilots talk to the people in the plane. They tell people what will happen on the flight.

A pilot has to know how to use all these tools.




Ask the children to list all the things the pilot does. Have them point to the information as they read it.



Ask the children to find the word with the silent k. Have them find the word with the y ending. Brainstorm other words with a y ending and list them on the board.

BEFORE READING 10/11

Have the children read the caption. What information does the caption give us without us having to read the main text? Why is this person's job so important?

Air Traffic Controllers

People called air traffic controllers work at the airport. Do you know what they do? Air traffic controllers tell the pilots when to take off. They tell the pilots where to go. They tell the pilots when to land. Air traffic controllers work in the control tower at the airport. They sit in the top of the tower and watch the planes.

An air traffic controller watches planes landing.



AFTER READING

Ask the children what building air traffic controllers work in. What important things do they do?

Ask the children to point to the word *airport*. How does the letter *r* change the sound of the vowels? What words here have two syllables? Clap the syllables in the word *controllers*. Can the children think of another word that has three syllables?

BEFORE READING 12/13

Ask the children who these people might be. Read the heading and caption. What things might these men do?

Ask the children if the headings and captions are useful. How do they help us read the book?

Security Officers

People called security officers work at the airport. Do you know what they do? They make people safe. They check people who go onto the plane. They check that nothing bad goes onto the plane.

Security officers testing a scanner



AFTER READING

Ask the children what security officers do.

Clap the syllables in the words *security* and *officers*. Remind the children that breaking a word into smaller parts can help us work out longer words.

Ask the children what the man in the picture is doing. Is this an important job? Why or why not?

Ask the children to tell you what they think of this book and why. Has the author come up with a good idea for a book?



Ask the children to list the things that firefighters do. What does the caption say?

Ask the children to find the word *alarm*. How does the letter *r* change the sound of the vowel? Clap the syllables in the word *firefighters*. How many syllables are in this word?

Ask the children if they know what this page is called. Remind the children how to use an index. How would an index be helpful? How is it different from a contents page?

Index	
alarm	14
fire station	14
luggage	4, 6, 7
people	2-4, 6, 8, 10, 12, 14
pilot(s)	6, 8-10
tower	10

What information is on page 14? What pages have information about luggage? Have the children read the index entries again. Ask them to go back to the relevant pages and reread the sentence in which the word occurs.

14 h Who Works at the Airport?

Name _____

How many syllables are in the words?

The first one has been done for you.

check-in staff	<u>check-in staff</u>	<u>3</u>
ground handlers	_____	_____
pilots	_____	_____
air traffic controllers	_____	_____
security officers	_____	_____
firefighters	_____	_____

Use another sheet of paper.

Draw your favourite job from the book.

14 h Who Works at the Airport?

Name _____

Use the words to complete the sentences.

Word Bank

handlers

people

weigh

work

safe

airport

pilots

People called firefighters _____ at the airport.

Security officers make the airport _____.

Air traffic controllers tell the _____

when to take off.

Pilots talk to the _____ in the plane.

People called ground _____

work at the airport.

Check-in staff _____ people's luggage.

Have you been to the _____?