

The NDIS is coming to Southern Adelaide

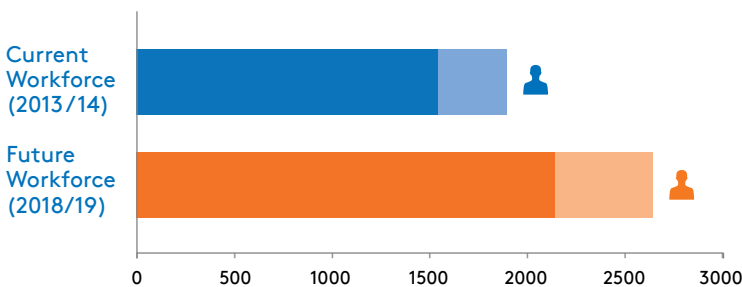


The NDIS will be available in this area from 1 January 2018

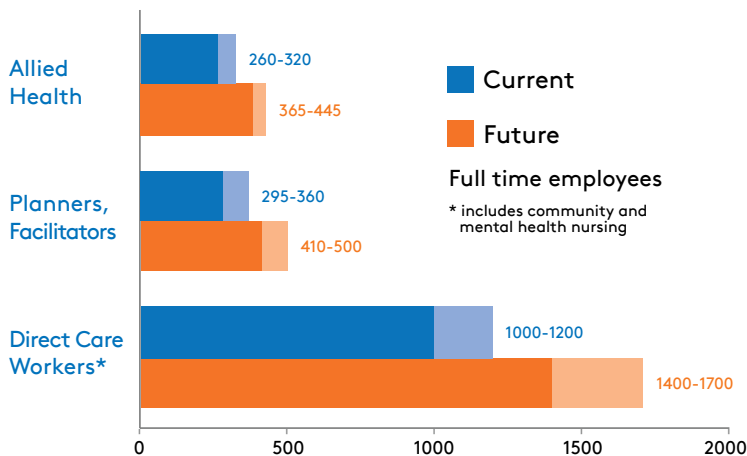
This means..

More jobs

The workforce required for this increase in demand is estimated to grow from 1550 - 1900 full time workers to 2150 - 2650 full time workers in 2019.



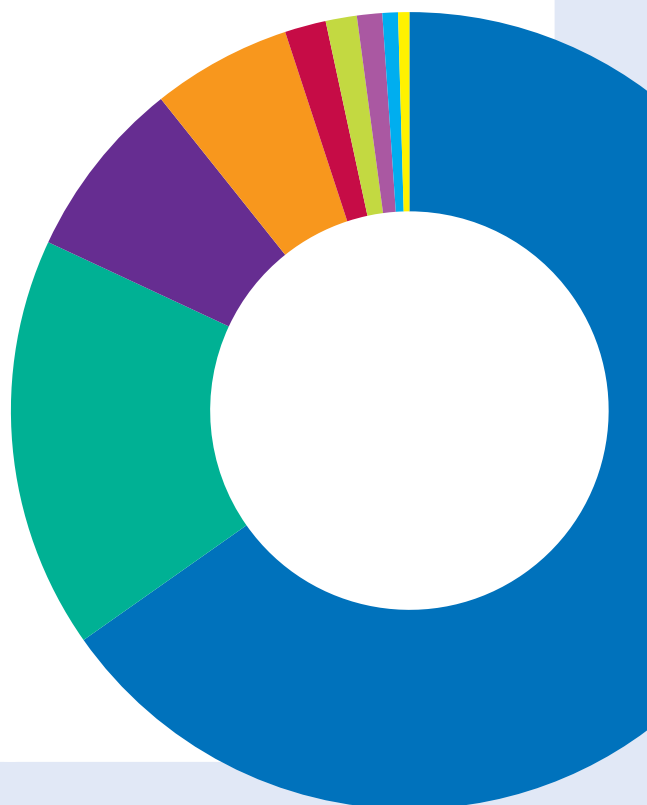
More direct care workers needed



New demand for services (\$)

There will be an estimated growth in funding of \$110m, of which about \$95m will be spent on services to assist with daily life.

● Assistance with daily life	(\$96.94m)
● Improved daily living skills	(\$24.83m)
● Transport to access daily activities	(\$10.91m)
● Assistive technology	(\$8.42m)
● Improved health and wellbeing	(\$2.48m)
● Home modifications	(\$1.88m)
● Increased social and community participation	(\$1.52m)
● Improved living arrangement	(\$0.94m)
● Vehicle modifications	(\$0.68m)



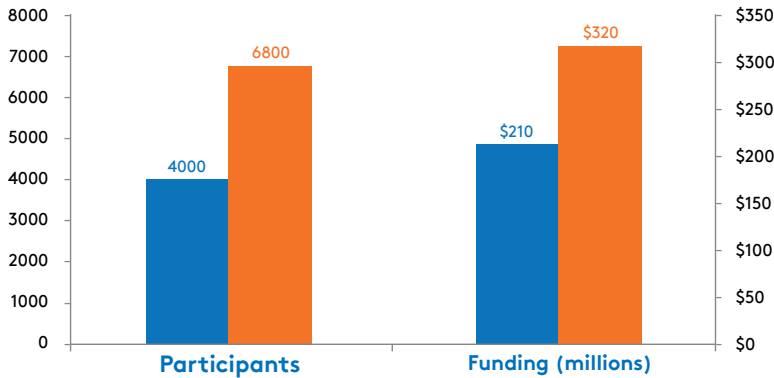
+2800

more people with disability supports

+\$110m

more in supports

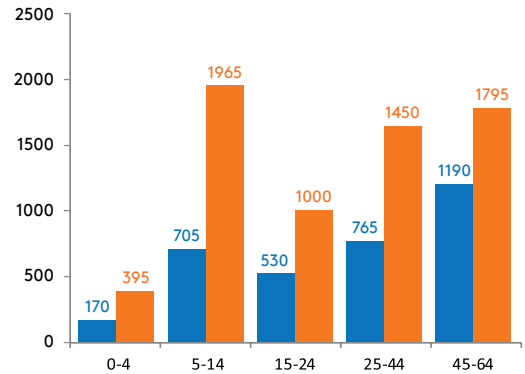
The Southern Adelaide market for disability supports is estimated to grow from 4,000 people accessing supports in 2016 to 6,800 in 2019.



Growth in participants by age

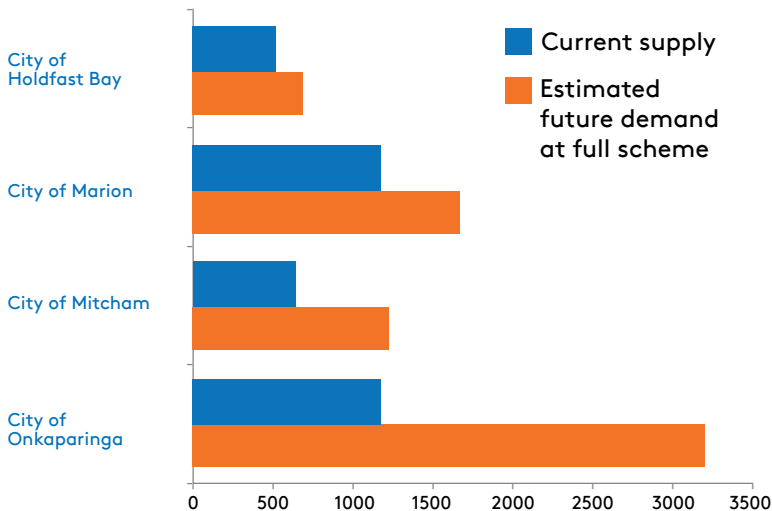


The largest increase of participants will be for those aged between 5 and 14 years of age.



Estimated current supply and expected future demand

Overall percentage growth is expected to be greatest in both the City of Onkaparinga and City of Mitcham LGAs, while the City of Onkaparinga is estimated to have the largest number of new entrants.



Data limitations

Data modelling was performed by KPMG using information from DCSI and other industry stakeholders. The profile and nature of service provision in the disability sector is expected to change under the NDIS and may influence these estimates.

Therefore, these estimates are subject to change as more information becomes available.



Government of South Australia



More information is available at: mysupportmychoice.sa.gov.au