



JCUSA SPORT SURVEY

INTRODUCTION

In November 2020, JCUSA Sport created a survey for JCU Students to complete. This survey was asking student's feedback on variety of areas including our facilities, programs and clubs across both our Townsville and Cairns Campuses. 224 students completed the survey throughout the month of November.

This data allows JCUSA Sport to get a better understanding from students what they would like to see with Sport and Recreation at JCU as well as where the department could improve.

The idea is to start implementing some of the feedback from 2021 while information from this survey will also help gain the support within the university as well as external stakeholders outside of JCU.



KEY FINDINGS

- JCU Students are more likely to hear about Sport and Recreation at JCU through O Week (45.54%), from fellow students (44.20%) and from living on campus (40.63%).
- Students are more likely to communicate and obtain news through Facebook (87.95%).
- The JCUSA Fitness Centre and the Joe Baker Field are the most used and important sporting facilities in Townsville meanwhile the JCU Gym is most important facility on the Cairns Campus.
- The top priority additions/improvements for sporting facilities in Townsville are improved pool facilities (30.43%) and an indoor facility (27.33%).
- The top priority additions/improvements for the Cairns Campus is an indoor facility (36.51%) and improved gym facilities (33.33%).
- 96.83% will or are likely to use the new JCU Cairns Gym once opened including 100.00% of respondents who used the previous facility.
- Students are more likely to sign up to Social Sport on both campuses for physical activity (78.48% in Townsville, 87.34% in Cairns), and/or continual engagement with friends (70.89% in Townsville, 75.00% in Cairns).
- A large percentage of students who did not play social sport this semester was due to clashes with their university schedule.
- Students agree or strongly agree that Fisher Shield (100.00%), Interfaculty Sport (88.89%) and Gunyarra Cup (83.33%) has allowed them to meet new people/friends.
- Students agree or strongly agree that Fisher Shield (98.36%) and Gunyarra Cup (72.22%) enhances the experience of living on campus.
- Students agree or strongly agree that Interfaculty Sport (86.11%) enhances their university experience.
- Students agree or strongly agree that Fisher Shield (98.36%), Interfaculty Sport (86.11%) and Gunyarra Cup (77.78%) are important programs to JCUSA Sport.

KEY FINDINGS

- With COVID-19 cancelling certain programs and events within Fisher Shield (84.21%), Interfaculty Sport (57.78%) and Gunyarra Cup (64.29%) students felt this impacted their over-all experience in those programs.
- 91.00% of respondents are currently not involved with an affiliated JCU Sporting Club. Of those respondents, 77.67% are currently not involved with a sporting club outside of JCU.
- Students who are involved in a sporting club outside of JCU, 70.00% stated they are not part of an affiliated club at JCU because a club for their sport does not exist at JCU/on campus.
- 72.50% of respondents who are not involved with a JCU sporting club state they are more likely to join a JCU Sporting Club if a club existed on campus. This number increases to 81.88% when you remove responses from students who have no interest in serious competition.
- 78.00% of respondents who are not involved with a JCU Sporting Club said they are more likely to join a JCU Sporting Club if a facility existed on campus. This number increases to 86.96% when you remove responses from students who have no interest in serious competition.
- 100.00% of students who are involved in affiliated JCU Sporting Clubs agree or strongly agree that being part of a JCU Sporting Club has allowed them to meet new people/friends, creating university spirit and culture as well as enhancing their university experience.
- 97.32% of respondents have not competed at UniSport Nationals with 48.62% of those respondents indicating that they were not aware that the event existed while 29.82% have no interest in competing at a serious competition.
- 71.43% of respondents would participate in events on campus where they could represent JCU in their chosen sport. This number increases to 85.55% when you remove responses from students who have no interest in serious competition.
- 72.77% of respondents would participate for JCU if other universities came to Townsville or Cairns to compete against the university. This number increases to 87.74% when you remove the responses from students who have no interest in serious competition.
- 82.14% of respondents (94.97% when removing the responses from students who have no interest in serious competition) would be interested in competing in different towns across North Queensland.
- 86.61% of respondents (95.60% when removing the responses from students who have no interest in serious competition) would be interested in participating in a Townsville v Cairns intercampus competition.
- Monday's is the most popular day in Townsville to play sport on campus while Wednesday's and Friday's are the most popular days to play sport in Cairns.
- Students prefer to play sport on campus at night.

KEY OVERVIEWS

Finding out about Sport & Recreation at JCU

From the survey, it has been identified that JCU Students hear about the existence of JCUSA Sport through a variety of channels however the most popular being from O Week (45.54%), from fellow JCU students (44.20%) as well as from living on college (40.63%). In Townsville, students hear about JCUSA Sport from O Week (48.45%) as well as from living on college (47.83%). Meanwhile in Cairns students hear about JCUSA Sport on campus from fellow students (47.62%) and from O Week (38.10%).

*You can find this data from **Page 10**.*

Social Media Platforms

87.95% of students said they use Facebook to communicate and obtain news. This was followed by emails (59.82%) and Instagram (47.76%).

*You can find this data from **Page 12**.*

Locations on Campus

Townsville

The most common places on campus where students will attend include University Central (47.83%), Health Sciences (46.58%) and Science and Engineering (40.37%).

*You can find this data from **Page 14**.*

Cairns

Precinct E (69.84%) is the area that students will most likely to attend while on campus. This is followed by Precinct B (46.03%) and Precinct A (41.27%).

*You can find this data from **Page 37**.*

Facilities

Townsville

The JCUSA Fitness Centre (49.69%) and the Joe Baker Field (49.07%) are the most used sporting facilities as well as being the most important facilities in Townsville (with a mean average rating of 3.86 and 3.75 respectively).

Just over 39% of students did not use the pool prior to the COVID-19 shutdown with the most common reasons either being an unreliable facility (22.45%) as well as students not having any interest in using pools (35.71%). Only 46.58% of students would use the facility under it's current conditions. Improved pool facilities (30.43%) and an indoor facility (27.33%) were seen as the top priorities for the Townsville Campus. There was also a strong importance amongst students for more drinking stations for water as well as more spectator seating and shade.

*You can find this data from **Page 15**.*

Cairns

All sporting facilities across the campus get used evenly with the JCU Oval being the most used sporting facility (52.38%) however the JCU Gym is deemed as the most important sporting facility in Cairns. This statement is reinforced as 96.83% of respondents will or may likely be using the facility when opened including 100% of respondents who selected that they have used the JCU Gym before. While evenly spread across all days of the week, Friday's is deemed to be the most popular day for students to use the new gym (74.60%) closely followed by Monday (69.84%) and Wednesday (68.25%). Students are also most likely be using the facility from 7:30pm-9:30pm (41.27%), 5:30am-7:30am (38.10%) and 5:30pm-7:30pm (36.51%).

An indoor facility (36.51%) and improved gym facilities (33.33%) were the top priorities amongst students however there was also a strong importance for a pool to be located on campus (mean average rating of 3.83).

*You can find this data from **Page 38**.*

KEY OVERVIEWS

Social Sport

Townsville

The two main reasons why students sign up to play social sport was for physical activity (78.48%) as well as continued social engagement with friends (70.89%). Of those who did previously play social sport, 65.82% did not sign up to play social sport this semester with 46.15% respondents said it was due to clashes with their university schedule while 34.62% said it was due to friends no longer playing social sport.

When asking if another sport was added to the program, basketball (26.58%) and AFL (16.46%) were deemed most popular. 87.34% indicated they are most likely to play social sport next semester with 36.71% indicating that it will dependent on their university schedule.

*You can find this data from **Page 22**.*

Cairns

Physical activity (92.86%) and continual engagement with friends (75.00%) were seen as the most popular reasons why students participate in Cairns Social Sport. Last than half of respondents (42.86%) indicated they played social sport this semester with 56.25% indicating that it was due to clashes to their university schedule.

When asking what sport they would prefer to be added, basketball (28.57%) was the most popular choice amongst students.

92.86% indicated they will likely play social sport next semester with 42.86% indicating that it will dependent on their university schedule.

*You can find this data from **Page 44**.*

Fisher Shield

Fisher Shield is seen as an important program to both JCUSA Sport and to students. 98.36% of students agreed or strongly agreed that Fisher Shield enhances the experience of living on campus. In addition, 98.36% of students agreed or strongly agreed that Fisher Shield is an important program to JCUSA Sport while 100.00% of respondents agree or strongly agree the program has allowed them to meet new people/friends.

84.21% of students who were living on campus also agreed that the cancellation of certain sports impacted on their overall experience of Fisher Shield.

While Soccer is deemed the most important sport amongst the students (19.67%), the results were evenly spread all sports. When asked if we were to include/replace a sport, the addition of AFL was seen as the most popular option (32.79%).

*You can find this data from **Page 26**.*

Interfaculty Sport

Students believe Interfaculty Sport is an important program with 86.11% agree or strongly agree that Interfaculty Sport enhances their university experience as well as being an important program to JCUSA Sport. In addition, the survey showed that Interfaculty Sport allowed them to meet new people/friends with 88.89% (32/36 respondents) agreeing or strongly agreeing with this statement.

Rugby league is seen as the most important sport in the program (36.11%) followed by touch football and basketball (both 25.00%). Only 57.78% of respondents felt the cancellation the touch football and soccer competitions affected their overall experience.

One area that has been identified is the lack of students who were involved in the program (22.36%) in comparison to Social Sport (49.07%) and Fisher Shield (37.8%) considering this a free program for all students in Townsville.

If another sport was added/replaced, AFL was deemed most popular (36.11%).

*You can find this data from **Page 32**.*

KEY OVERVIEWS

Gunyarra Cup

While a very young program first established in 2018, the program is starting to become an important part of the students university calendar. 72.22% (13/18 respondents) agree or strongly agree that the Gunyarra Cup enhances the experience of living on campus. In addition to this statement, 83.33% agree or strongly agree Gunyarra Cup has allowed them to meet new people/friends while 77.78% agree or strongly agree that the program is important to JCU SA Sport. 64.29% of respondents who were living on campus 2020 felt the cancellation of Gunyarra Cup impacted their overall experience.

Both basketball and soccer were seen as the most important sports to students within the program (both at 44.44%).

When asked which sport we they prefer to have added, it was evenly spread across a variety of sports however cricket and tennis were the most popular choices. Students also prefer the event to be held throughout the year with 72.22% indicating that (50.00% - Held throughout the semester, 22.22% happy with either option).

*You can find this data from **Page 49**.*

Clubs

89.29% said they were not apart of an affiliated JCU Sporting Club. This number increases to 91.00% as 6 respondents indicated they were members of clubs that were not an affiliated JCU Sporting Club. From those who are not apart of an affiliated club, 80.00% of respondents indicated that they are not involved with a sporting club outside of JCU (77.67% when reclassifying 6 responses). Basketball and soccer (both 17.39%) were seen as the most common sports that students will play outside of JCU. From the students who are members of clubs outside of JCU, 70.00% of respondents indicated that they were apart of that club because a club for their sport does not exist at JCU/on campus.

Students have identified the need to have a JCU sporting club and a facility located on cam-

pus. 72.50% of respondents say they are more likely to join a JCU sporting club on campus tailored to their sport meanwhile 78.00% of respondents are more likely to join the JCU sporting club if there was a facility based on campus.

While the number of students who were apart of clubs is small, those students have indicated the importance of sporting clubs particularly those that are located on campus. 100% of respondents agree or strongly agree that being part of a JCU Sporting Club has allowed them to meet new people/friends, created university spirit and culture and enhanced their university experience.

*You can find this data from **Page 55**.*

UniSport Nationals

97.32% of respondents indicated they have not competed at UniSport Nationals. Of those respondents, 48.62% said they were not aware that UniSport Nationals existed. In addition to this 29.82% of respondents said they have no interest in competing at a serious competition. Not knowing anyone on the team (21.56%) and having university assessment or placement at the same time of the event (20.18%) were also other reasons for not competing .

Respondents identified the importance of team spirit and team chemistry as a main focus of UniSport Nationals as that statement had the highest mean average rating (4.05). Football/ Soccer (11.16%) and basketball (9.82%) were seen as the most popular sports to competing at Nationals in 2021.

When it came to paying to compete at nationals \$200-\$300 (29.02%) was the most popular amount for a week event (taking into consideration of registration, flights, uniforms and accommodation). This was followed by \$301-\$400 (20.54%) and \$401-\$500 (16.52%).

*You can find this data from **Page 65**.*

KEY OVERVIEWS

Other Events

Students also indicated the interest of representing JCU in sport outside of UniSport Nationals. 71.43% said they would participate/compete in an event on campus where they can represent JCU in their chosen sport. 72.77% also said that they would also participate against other universities if they came to Townsville or Cairns to compete against JCU.

JCU students were also interested in playing for JCU if they went and compete in different towns across North Queensland with 82.14% indicating their interest. 50.45% did indicate it would depend on the costs while 41.96% also said it would also depend on what sports were played.

Students are also interested in an intercampus competition between Townsville and Cairns with 86.61% interested in participating. 41.52% of respondents said it would be dependent on the sports are played while 36.61% said it would depend on the costs.

*You can find this data from **Page 71**.*

Other Information

Monday's (50.45%) is the preferred day to play sport at JCU. This was closely followed with Wednesday's (48.21%). In Townsville, Monday is the most popular day to play sport on campus at 56.52% meanwhile Wednesday's and Friday's (both at 53.97%) were the preferred days to play sport at the Cairns campus.

Students prefer to play sport on campus at night with 51.34% of respondents indicating this. A further 20.09% are happy to play sport either during in the day or night while 18.30% would play sport both in the day and at night.

Students have also indicated the possibility of playing social sport during the day as 71.49% have some interest in participating however it is dependent on their university schedule (50.89%) and what day it is held as well as cost (29.01%).

*You can find this data from **Page 73**.*

KEY OVERVIEWS

Data involving serious competition

When asking why students have not competed at Nationals, 29.82% of respondents (65 students) indicated that they have no interest in competing in serious competition. From that information, we decide to remove those respondents when it came to other questions particularly around more serious competitions/events including Nationals, clubs and other JCU represented events.

With the removal of those 65 student responses, the data showed increased percentages or averages across all questions. If there was a JCU sporting club located on campus tailored to their sport the percentage rose from 72.50% to 81.88%. When broken down to separate campuses, the number in Townsville rose from 71.72% to 80.77% meanwhile in Cairns it increased from 74.54% to 85.29%.

When asking if a facility was based on campus for your sport, are you more likely to join the JCU Sporting Club, that number rose from 78.00% to 86.96% this includes rising from 75.17% to 85.58% amongst Townsville students and 85.45% to 91.18% for Cairns students.

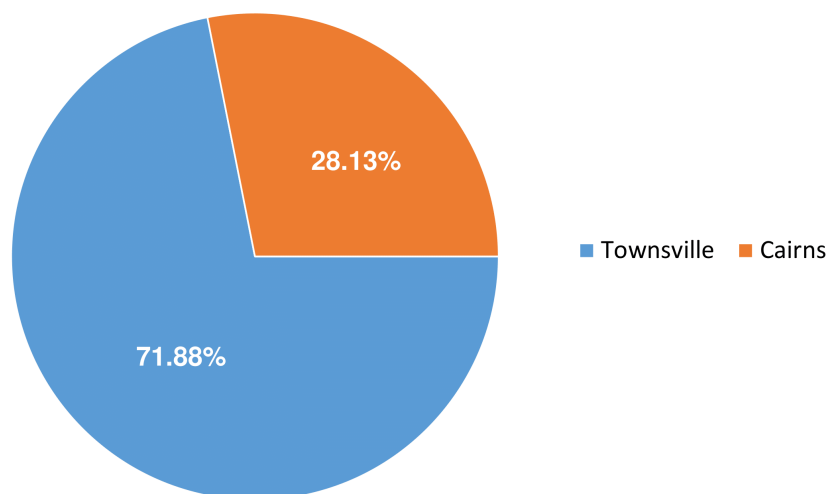
When it came to the statements regarding UniSport Nationals, the mean average rating rose across all statements with the statement *'If I am able to receive an extension/or exemption from university assessment/placement I am more likely to compete at Nationals'* having the biggest increase from a mean rating average of 3.87 to 4.11. *'Team spirit and team chemistry is important for enjoying nationals regardless of how well the team competes'* had the highest mean rating average across all statements with a rating of 4.23.

Students are also more likely to represent JCU in their chosen sport on campus as the percentage rose from 71.43% to 85.55%. Meanwhile if JCU were to compete against other universities, the percentage rose from 72.77% to 87.74%.

Students are also more likely to play for JCU teams in different towns throughout North Queensland with 94.97% willing to be involved (previously 82.14%) while the percentage of students willing to be involved in a intercampus event rose from 86.61% to 95.60%.

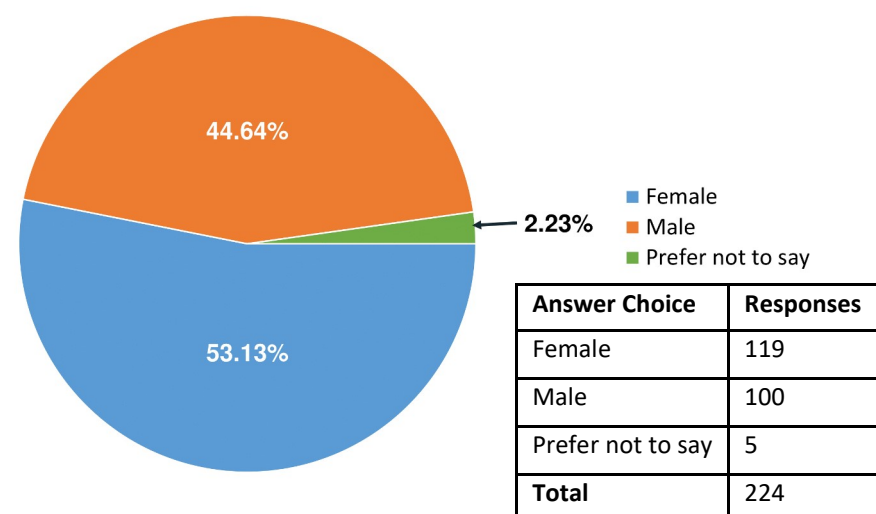
*You can find this data from **Page 76**.*

Which campus are you based at?



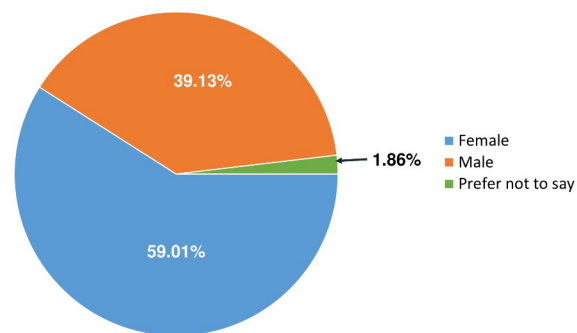
Answer Choice	Responses
Townsville	161
Cairns	63
Total	224

Please Identify Your Gender.



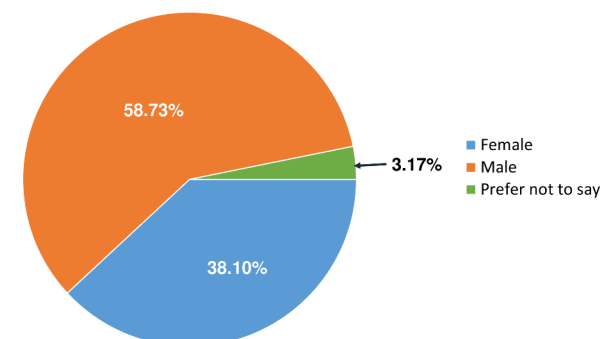
Answer Choice	Responses
Female	119
Male	100
Prefer not to say	5
Total	224

TOWNSVILLE



Answer Choice	Responses
Female	95
Male	63
Prefer not to say	3
Total	161

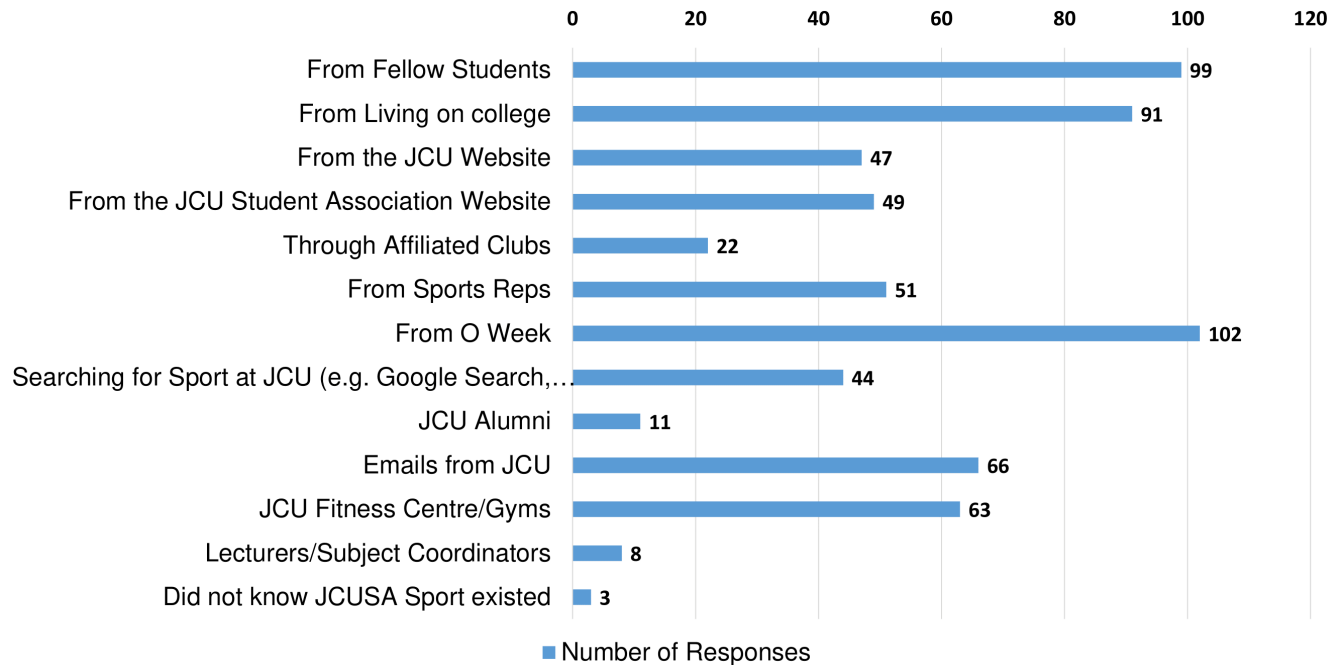
CAIRNS



Answer Choice	Responses
Female	24
Male	37
Prefer not to say	2
Total	63

How did you find out about Sport & Recreation at JCU?

(Tick as many that apply to you)

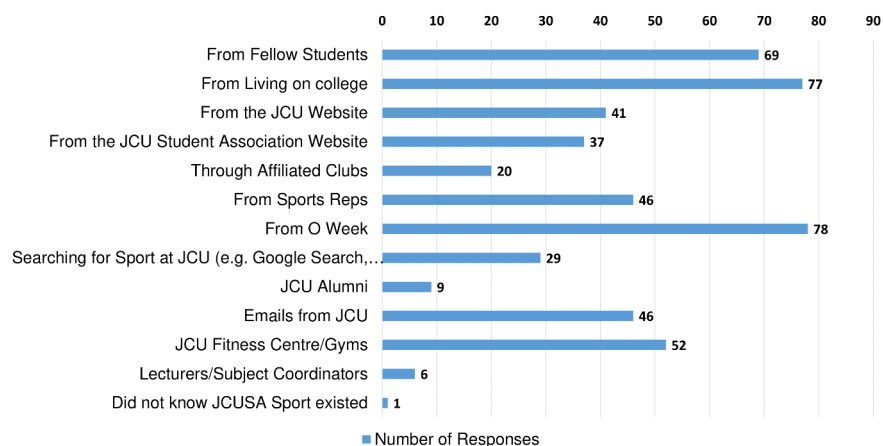


Answer Choice	Responses
From Fellow Students	44.20%
From Living on college	40.63%
From the JCU Website	20.98%
From the JCU Student Association Website	21.88%
Through Affiliated Clubs	9.82%
From Sports Reps	22.77%
From O Week	45.54%
Searching for Sport at JCU (e.g. Google Search, Facebook)	19.64%
JCU Alumni	4.91%
Emails from JCU	29.46%
JCU Fitness Centre/Gyms	28.13%
Lecturers/Subject Coordinators	3.57%
Did not know JCUSA Sport existed	1.34%
Responses	224

How did you find out about Sport & Recreation at JCU?

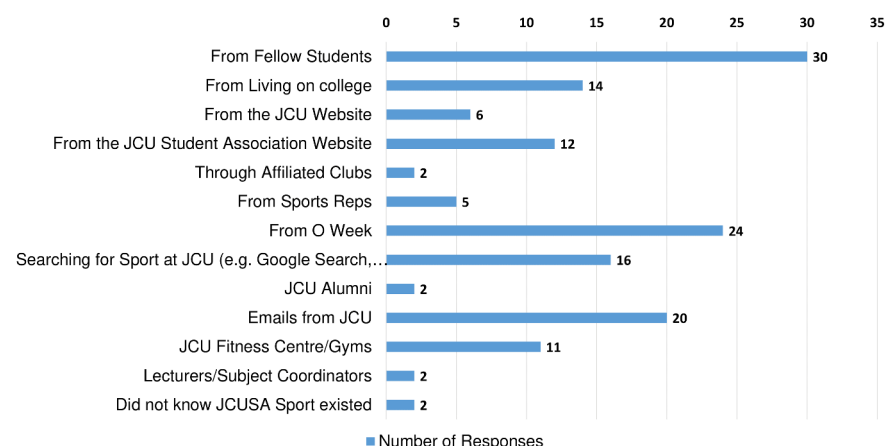
(Tick as many that apply to you)

TOWNSVILLE



Answer Choice	Responses
From Fellow Students	42.86%
From Living on college	47.83%
From the JCU Website	25.47%
From the JCU Student Association Website	22.98%
Through Affiliated Clubs	12.42%
From Sports Reps	28.57%
From O Week	48.45%
Searching for Sport at JCU (e.g. Google Search, Facebook)	18.01%
JCU Alumni	5.59%
Emails from JCU	28.57%
JCU Fitness Centre/Gyms	32.30%
Lecturers/Subject Coordinators	3.73%
Did not know JCUSA Sport existed	0.62%
Responses	161

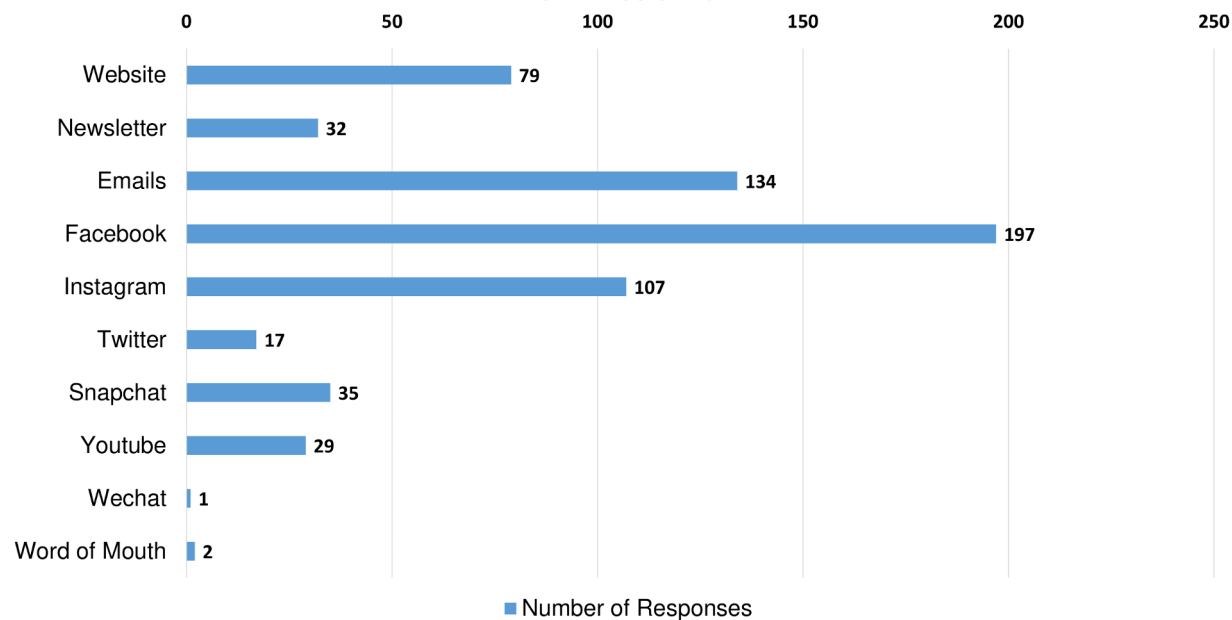
CAIRNS



Answer Choice	Responses
From Fellow Students	47.62%
From Living on college	22.22%
From the JCU Website	9.52%
From the JCU Student Association Website	19.05%
Through Affiliated Clubs	3.17%
From Sports Reps	7.94%
From O Week	38.10%
Searching for Sport at JCU (e.g. Google Search, Facebook)	25.40%
JCU Alumni	3.17%
Emails from JCU	31.75%
JCU Fitness Centre/Gyms	17.46%
Lecturers/Subject Coordinators	3.17%
Did not know JCUSA Sport existed	3.17%
Responses	63

What social media platforms do you use to communicate and obtain news?

(Tick as many that apply to you)

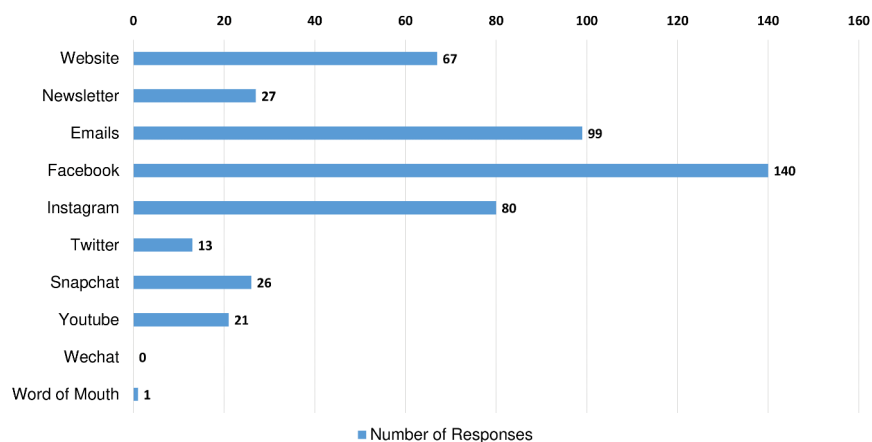


Answer Choice	Responses
Website	35.26%
Newsletter	14.29%
Emails	59.82%
Facebook	87.95%
Instagram	47.76%
Twitter	7.59%
Snapchat	15.63%
Youtube	12.95%
Wechat	0.45%
Word Of Mouth	0.89%
Responses	224

How did you find out about Sport & Recreation at JCU?

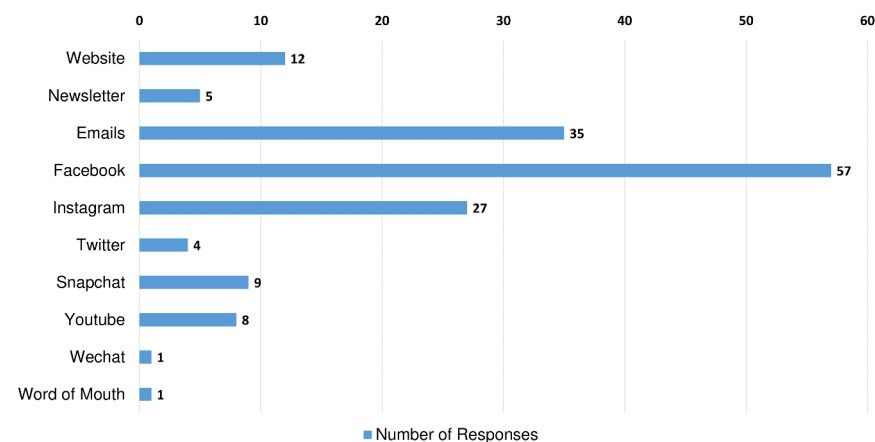
(Tick as many that apply to you)

TOWNSVILLE



Answer Choice	Responses
Website	41.61%
Newsletter	16.77%
Emails	61.49%
Facebook	86.96%
Instagram	49.69%
Twitter	8.07%
Snapchat	16.15%
Youtube	13.04%
Wechat	0.00%
Word Of Mouth	0.62%
Responses	161

CAIRNS



Answer Choice	Responses
Website	19.05%
Newsletter	7.94%
Emails	55.56%
Facebook	90.48%
Instagram	42.86%
Twitter	6.35%
Snapchat	14.29%
Youtube	12.70%
Wechat	1.59%
Word Of Mouth	1.59%
Responses	63

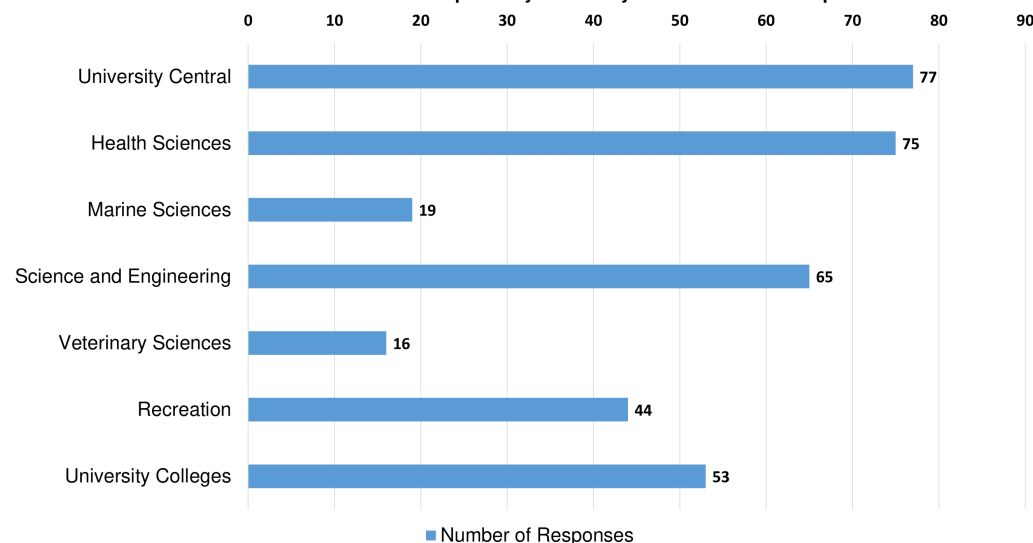
TOWNSVILLE CAMPUS

Which areas on the JCU Campus do you usually attend while on campus?

(Tick as many that apply to you)



Which areas on the JCU Campus do you usually attend while on campus?



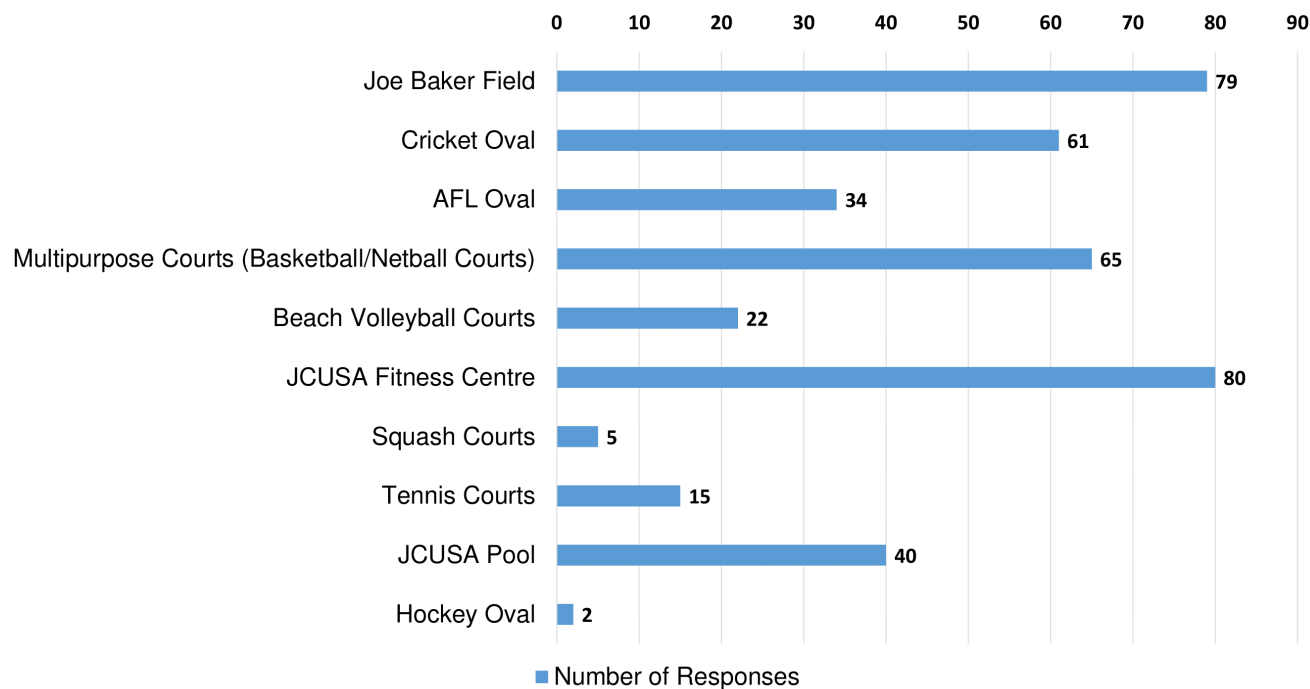
Answer Choice	Responses
University Central	47.83%
Health Sciences	46.58%
Marine Sciences	11.80%
Science and Engineering	40.37%
Veterinary Sciences	9.94%
Recreation	27.33%
University Colleges	32.92%
Invalid Response (Not added to graph)	1
Responses	161

Note: There was one invalid response and therefore was not added to the percentage.

TOWNSVILLE CAMPUS

Which Facilities do you use at JCU in Townsville?

(Tick as many that apply to you)

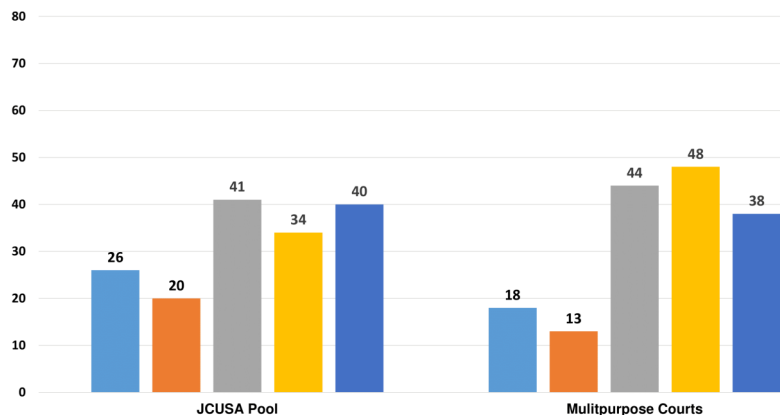
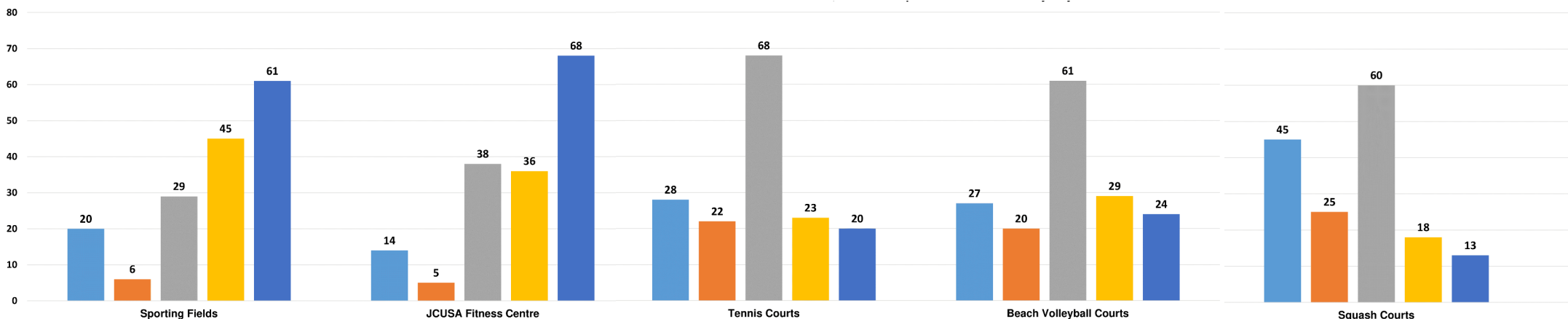


Answer Choice	Responses
Joe Baker Field	49.07%
Cricket Oval	37.89%
AFL Oval	21.12%
Multipurpose Courts (Basketball/Netball Courts)	40.38%
Beach Volleyball Courts	13.66%
JCUSA Fitness Centre	49.69%
Squash Courts	3.11%
Tennis Courts	9.32%
JCUSA Pool	24.84%
Hockey Oval	1.24%
Responses	161

TOWNSVILLE CAMPUS

On a scale from 1-5, rank the importance of each facility to you?

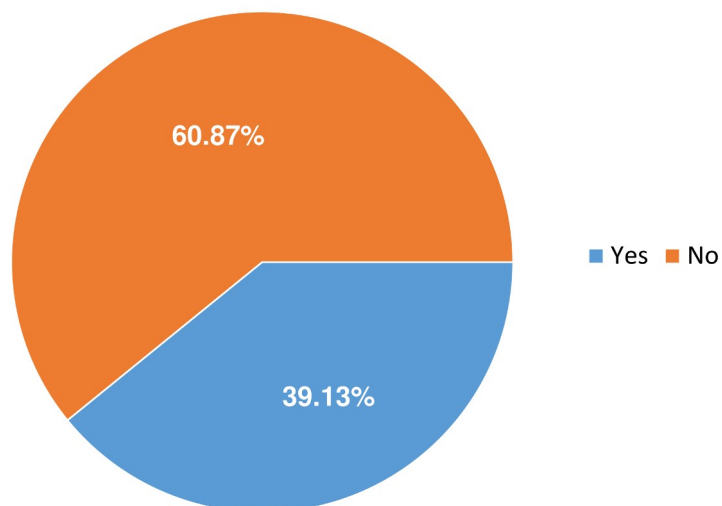
■ Not At All Important ■ Not Important ■ Neutral ■ Important ■ Very Important



Facility	Responses					Mean Rating	Median Rating
	1	2	3	4	5		
Sporting Fields	12.42%	3.3%	18.01%	27.95%	37.89%	3.75	4
JCUSA Fitness Centre	8.70%	3.11%	23.60%	22.36%	42.24%	3.86	4
JCU Pool	16.15%	12.42%	25.47%	21.12%	24.84%	3.26	3
Multipurpose Courts (Basketball/Netball Courts)	11.18%	8.07%	27.33%	29.81%	23.60%	3.47	4
Tennis Courts	17.39%	13.66%	42.24%	14.29%	12.42%	2.91	3
Beach Volleyball Courts	16.77%	12.42%	37.89%	18.01%	14.91%	3.02	3
Squash Courts	27.95%	15.53%	37.27%	11.18%	8.07%	2.56	3
Responses	161						

TOWNSVILLE CAMPUS

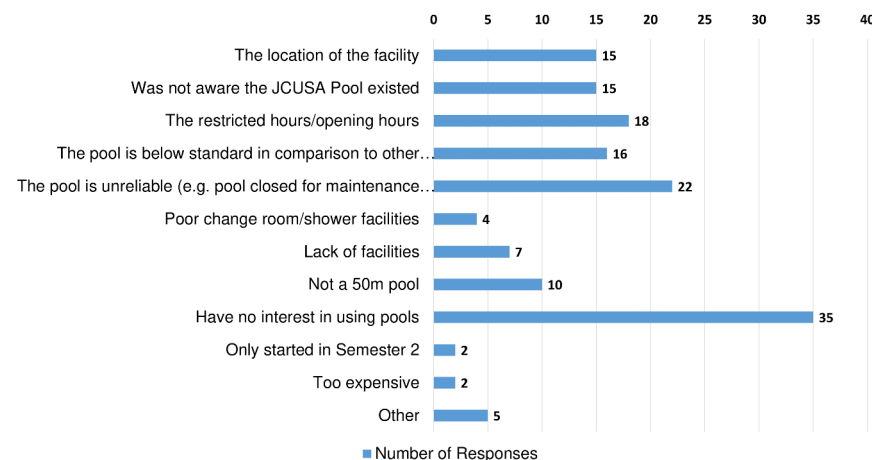
Before the COVID-19 Shutdown,
did you use the JCUSA Pool?



Answer Choice	Responses
Yes	63
No	98
Total	161

What was the reason(s) why you did
not use the JCUSA Pool?

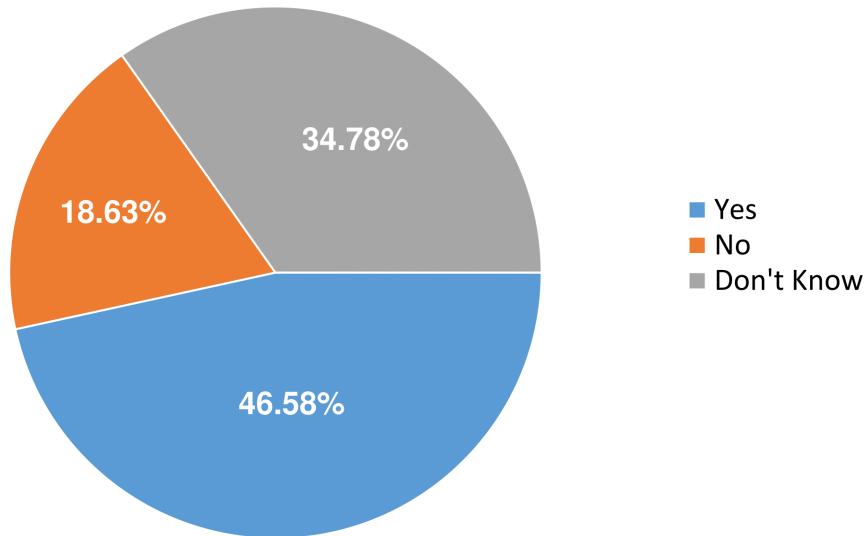
(Tick as many applied)



Answer Choice	Responses
The location of the facility	15.31%
Was not aware the JCUSA Pool existed	15.31%
The restricted hours/opening hours	18.37%
The pool is below standard in comparison to other facilities around Townsville	16.33%
The pool is unreliable (e.g. pool closed for maintenance issues)	22.45%
Poor change room/shower facilities	4.08%
Lack of facilities	7.14%
Not a 50m pool	10.20%
Have no interest in using pools	35.71%
Only started in Semester 2	2.04%
Too expensive	2.04%
Other	5.10%
Responses	98

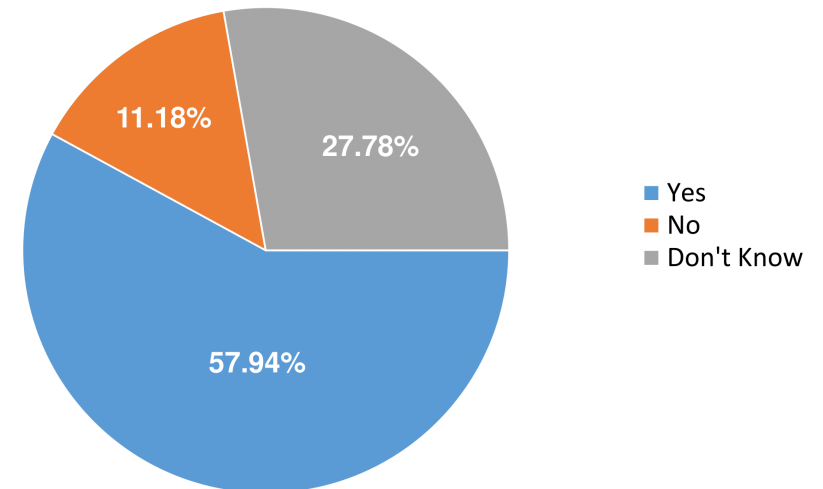
TOWNSVILLE CAMPUS

If the current pool was fixed so there were no more maintenance problems, would you use the current facility in its current state?



Answer Choice	Responses
Yes	75
No	30
Don't Know	56
Total	161

Results after removing those respondents who have no interest for pools.

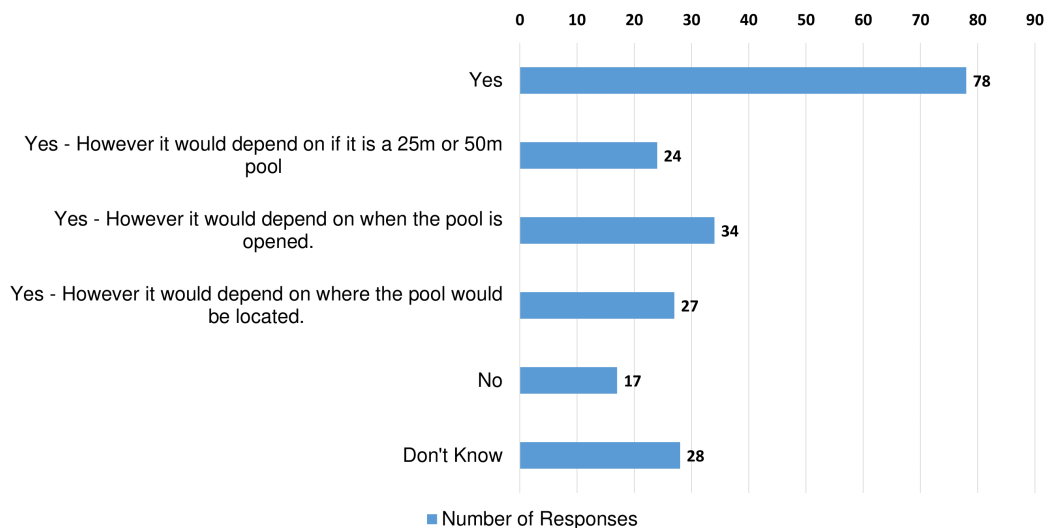


Answer Choice	Responses
Yes	73
No	18
Don't Know	35
Total	126

TOWNSVILLE CAMPUS

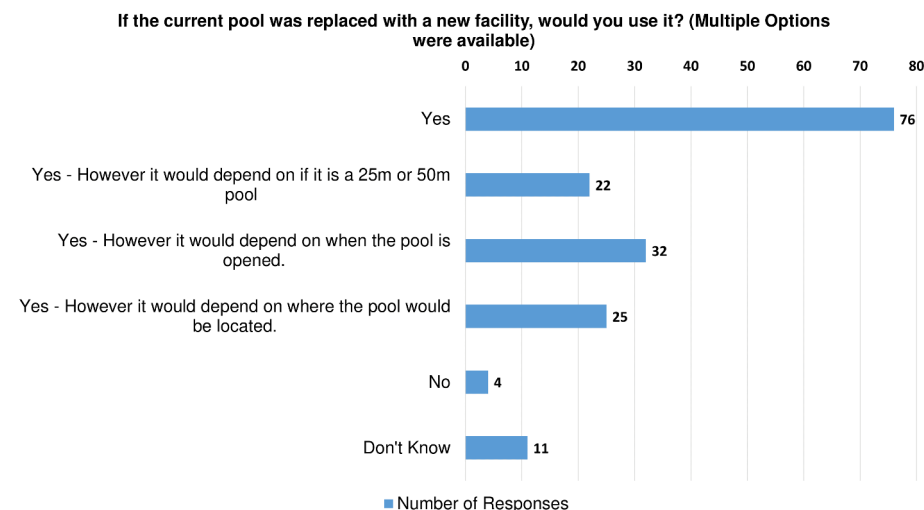
If the current pool was replaced with a new facility, would you use it?

(Multiple Options were available)



Answer Choice	Responses
Yes	48.44%
Yes – However it would depend on if it is a 25m or 50m pool	14.91%
Yes – However it would depend on when the pool is opened	21.12%
Yes – However it would depend on where the pool would be located.	16.77%
No	10.56%
Don't Know	17.39%
Total	161

Results after removing those respondents who have no interest for pools.

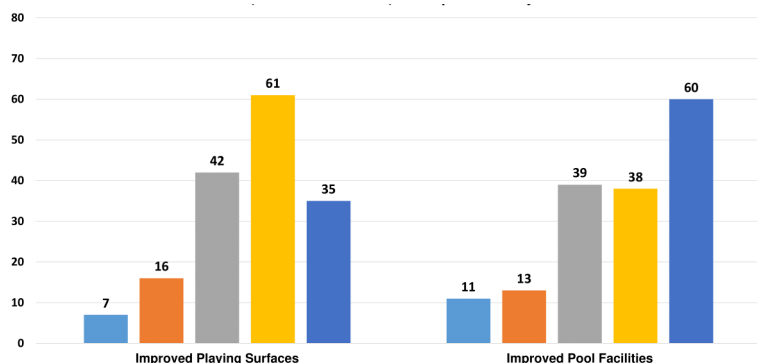
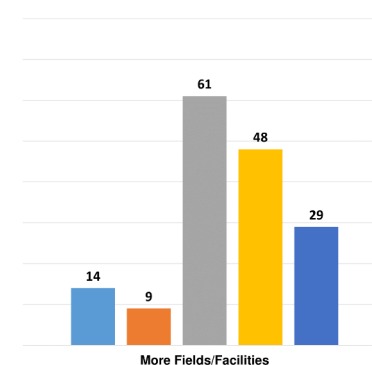
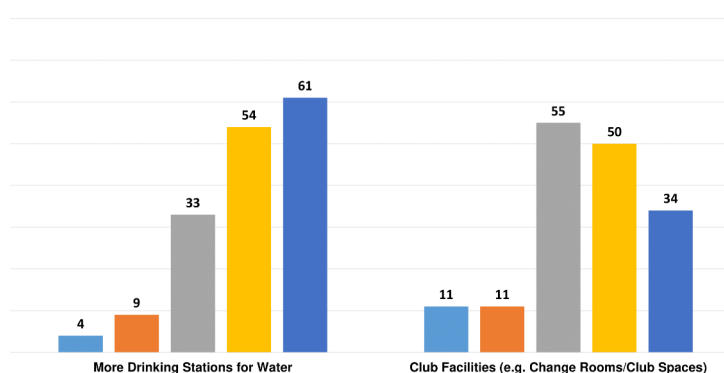
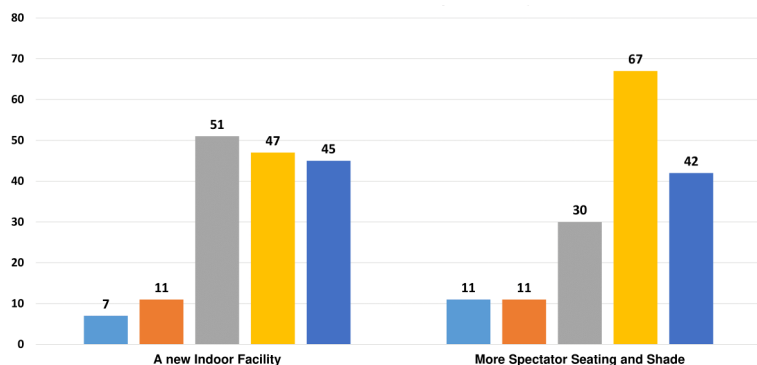


Answer Choice	Responses
Yes	60.32%
Yes – However it would depend on if it is a 25m or 50m pool	17.46%
Yes – However it would depend on when the pool is opened	19.88%
Yes – However it would depend on where the pool would be located.	19.84%
No	3.17%
Don't Know	8.73%
Total	126

TOWNSVILLE CAMPUS

In terms of improvements or additions to our current facilities in Townsville, please rank (on a scale from 1-5) the importance to you?

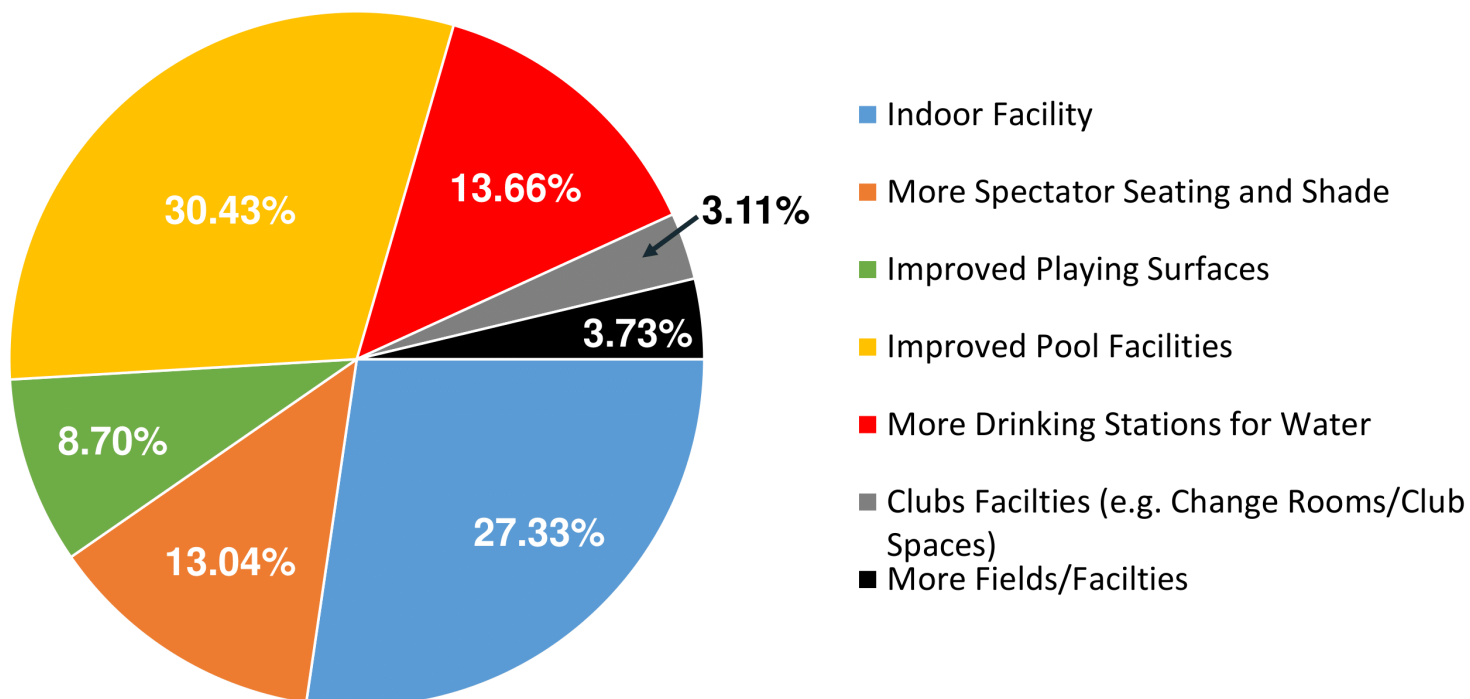
■ Not At All Important ■ Not Important ■ Neutral ■ Important ■ Very Important



Facility	Responses					Mean Rating	Median Rating
	1	2	3	4	5		
A new Indoor Facility	4.35%	6.83%	31.68%	29.19%	27.95%	3.70	4
More Spectator Seating and Shade	6.83%	6.83%	18.63%	41.61%	26.09%	3.73	4
Improved Playing Surfaces	4.35%	9.94%	26.09%	37.89%	21.74%	3.63	4
Improved Pool Facilities	6.83%	8.07%	24.22%	23.60%	37.27%	3.76	4
More Drinking Stations for Water	2.48%	5.59%	20.50%	33.54%	37.89%	3.99	4
Club Facilities (e.g. Change Rooms/Club Spaces)	6.83%	6.83%	34.16%	31.06%	21.12%	3.53	4
More Fields/Facilities	8.70%	5.59%	37.89%	29.8%	18.01%	3.43	3
Responses	161						

TOWNSVILLE CAMPUS

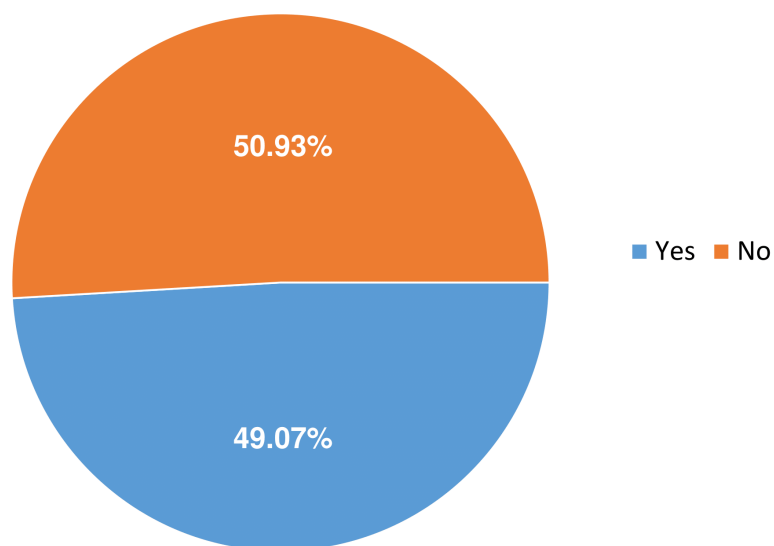
Which improvement/addition is your top priority?



Answer Choice	Responses
A new Indoor Facility	44
More Spectator Seating and Shade	21
Improved Playing Surfaces	14
Improved Pool Facilities	49
More Drinking Stations for Water	22
Club Facilities (e.g. Change Rooms/ Club Spaces)	5
More Fields/Facilities	6
Responses	161

TOWNSVILLE CAMPUS

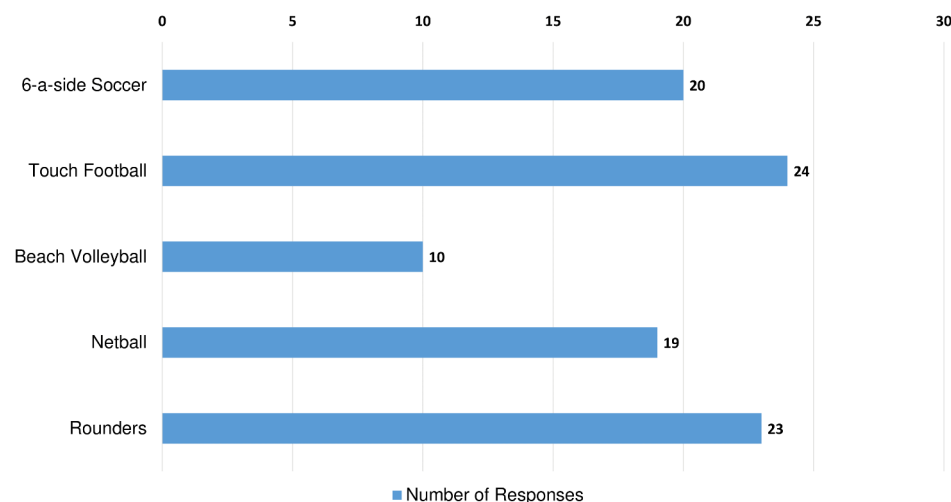
Are you involved in or have been previously involved in Social Sport?



Answer Choice	Responses
Yes	79
No	82
Total	161

Which sport(s) have you participated in Social Sport?

(Tick as many that apply to you)

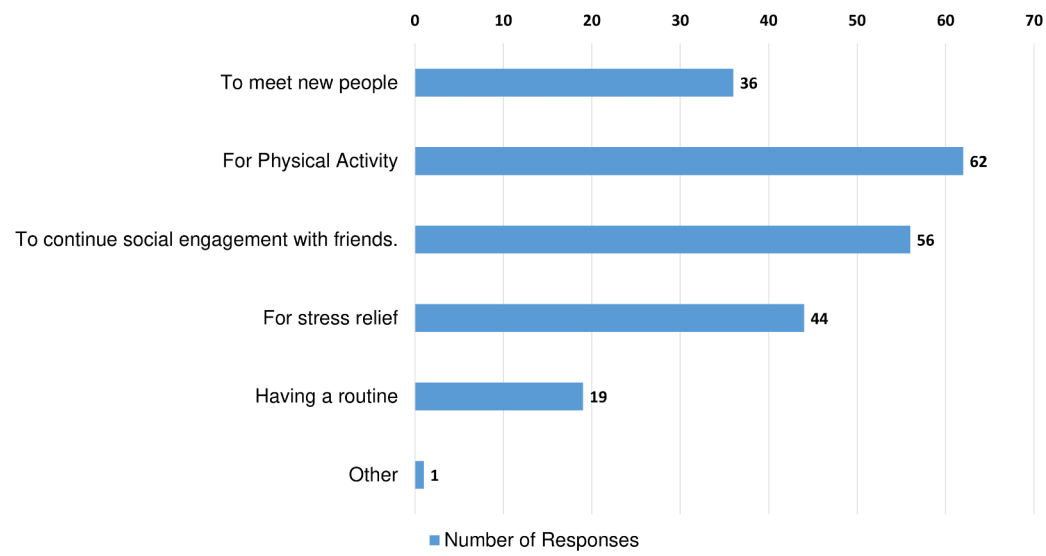


Answer Choice	Responses
6-a-side Soccer	28.57%
Touch Football	34.29%
Beach Volleyball	14.29%
Netball	27.14%
Rounders	32.86%
Invalid Responses	9
Responses	79

Note: There were nine invalid responses and therefore was not added to the percentage.

TOWNSVILLE CAMPUS

Why did you previously sign up to play Social Sport?
(Tick as many that apply to you)

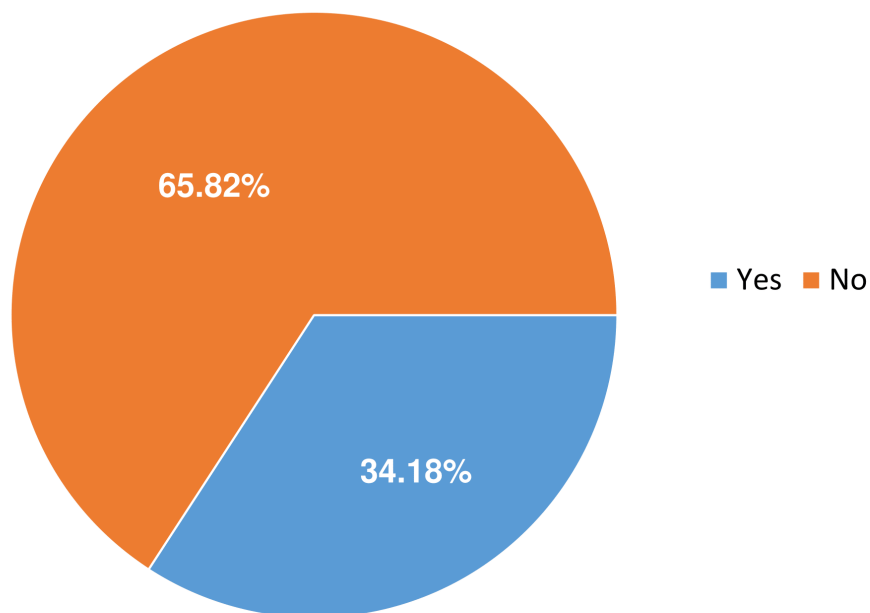


Answer Choice	Responses
To meet new people	45.57%
For Physical Activity	78.48%
To continue social engagement with friends.	70.89%
For stress relief	55.70%
Having a routine	24.05%
Other	1.27%
Responses	79



TOWNSVILLE CAMPUS

Did you sign up to play Social Sport this semester?

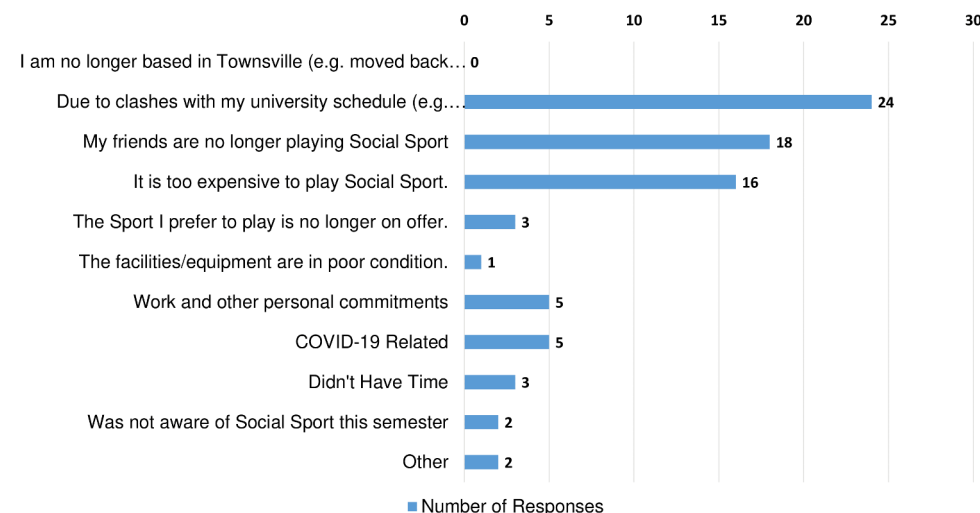


Answer Choice	Responses
Yes	27
No	52
Total	79



Why did you not play Social Sport this Semester?

(Tick as many that apply to you)

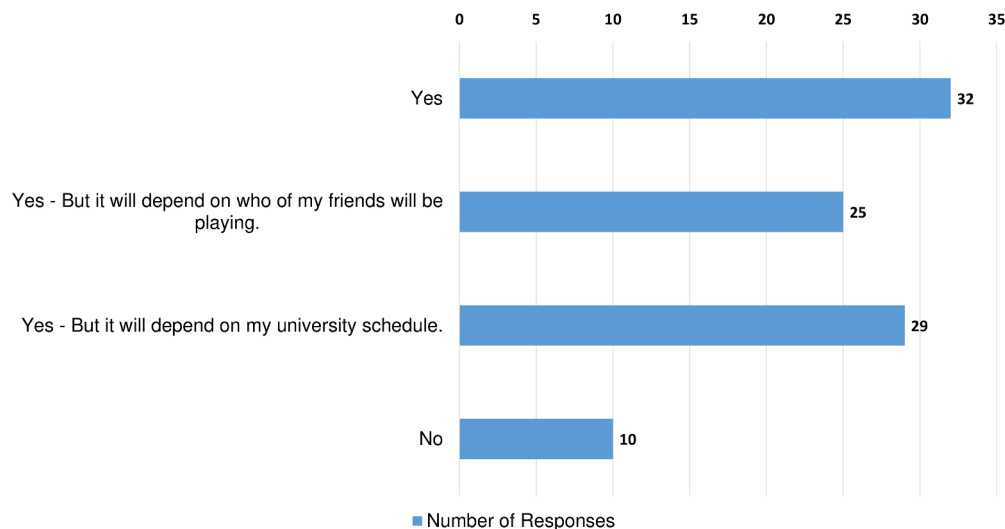


Answer Choice	Responses
I am no longer based in Townsville (e.g. moved back home)	0.00%
Due to clashes with my university schedule (e.g. currently on placement, lectures at that time).	46.15%
My friends are no longer playing Social Sport	34.62%
It is too expensive to play Social Sport.	30.77%
The Sport I prefer to play is no longer on offer.	5.77%
The facilities/equipment are in poor condition.	1.92%
Work and other personal commitments	9.62%
COVID-19 Related	9.62%
Didn't Have Time	5.77%
Was not aware of Social Sport this semester	3.85%
Other	3.85%
Responses	52

TOWNSVILLE CAMPUS

Are you likely to play Social Sport in 2021?

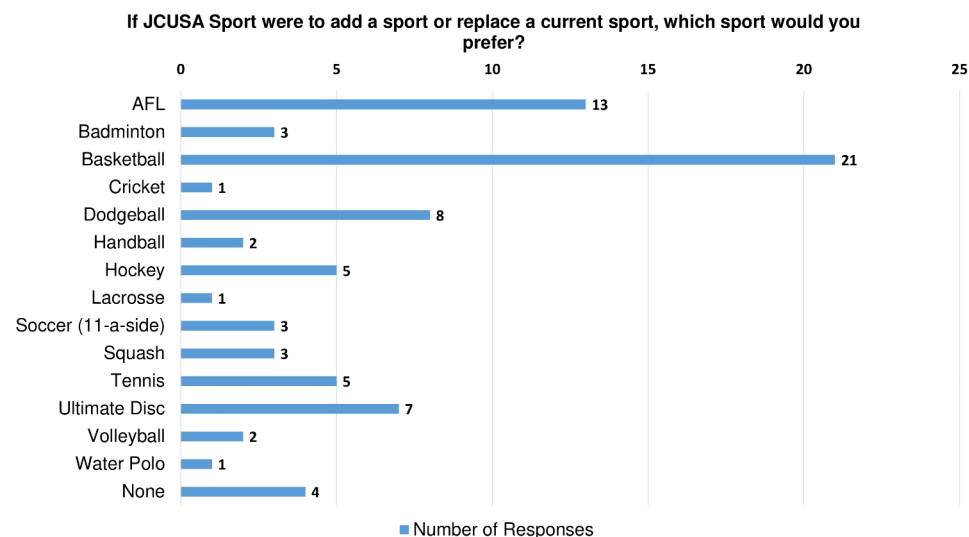
(Multiple Options were available)



Answer Choice	Responses
Yes	40.51%
Yes - But it will depend on who of my friends will be playing.	31.65%
Yes - But it will depend on my university schedule.	36.71%
No	12.66%
Total	79



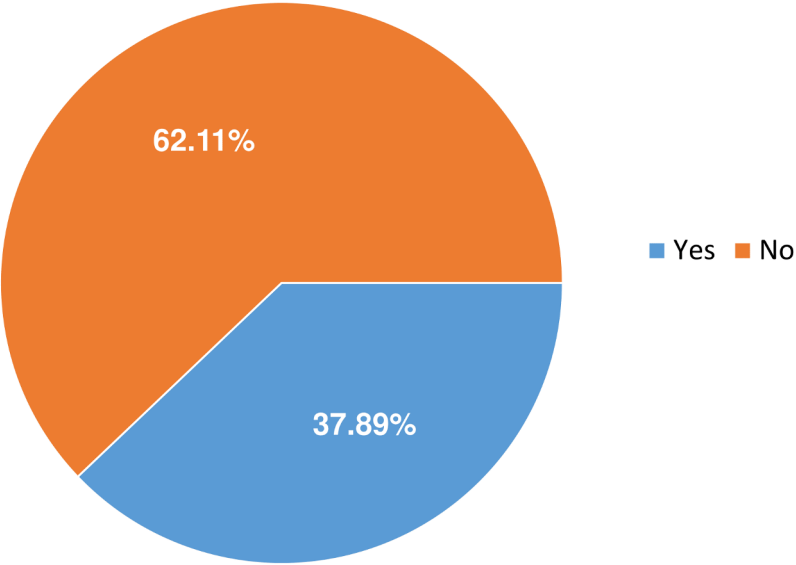
If JCUSA Sport were to add a sport or replace a current sport, which sport would you prefer?



Answer Choice	Responses
AFL	16.46%
Badminton	3.80%
Basketball	26.58%
Cricket	1.27%
Dodgeball	10.13%
Handball	2.53%
Hockey	6.33%
Lacrosse	1.27%
Soccer (11-a-side)	3.80%
Squash	3.80%
Tennis	6.33%
Ultimate Disc	8.86%
Volleyball	2.53%
Water Polo	1.27%
None	5.06%
Responses	79

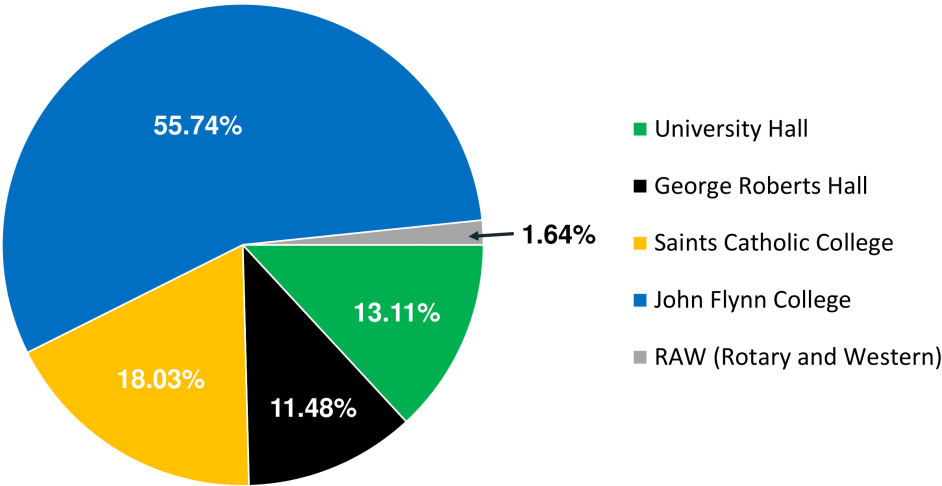
TOWNSVILLE CAMPUS

Are you involved in or have been previously involved in Fisher Shield?



Answer Choice	Responses
Yes	61
No	100
Total	161

Which College/Hall have you previously competed for?

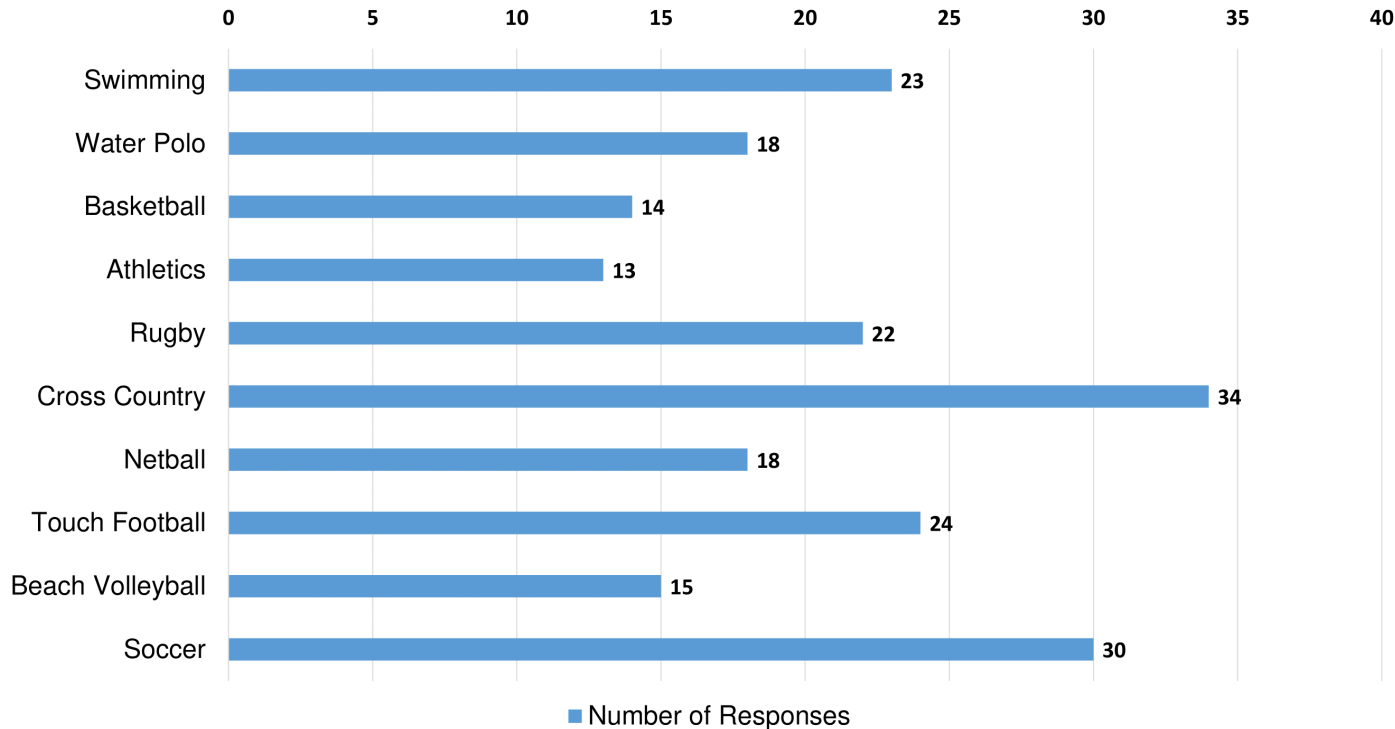


Answer Choice	Responses
University Hall	8
George Roberts Hall	7
Saints Catholic College	11
John Flynn College	34
RAW (Rotary and Western)	1
Responses	61

TOWNSVILLE CAMPUS

Which sport(s) have you participated in Fisher Shield?

(Tick as many that apply to you)

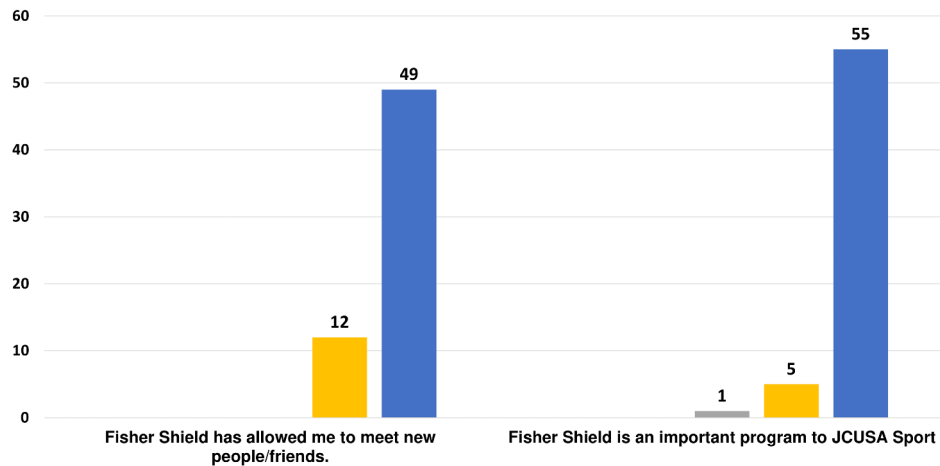
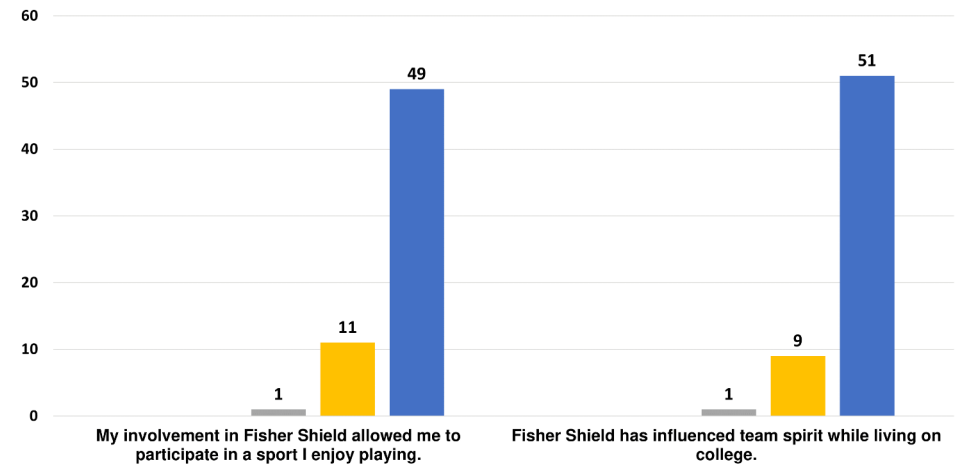
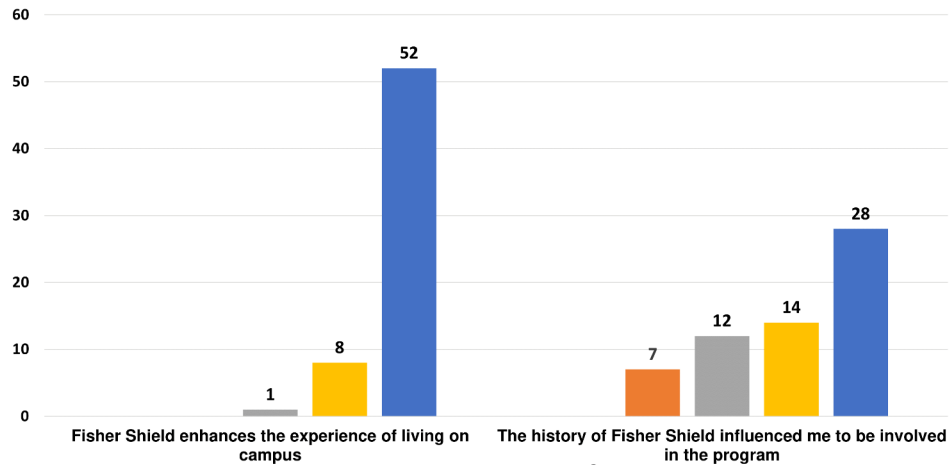


Answer Choice	Responses
Swimming	37.70%
Water Polo	29.51%
Basketball	22.95%
Athletics	21.31%
Rugby	36.07%
Cross Country	55.73%
Netball	29.51%
Touch Football	39.34%
Beach Volleyball	24.59%
Soccer	49.18%
Responses	61

TOWNSVILLE CAMPUS

On a scale from 1-5, rank the following statements?

Strongly Disagree Disagree Neutral Agree Strongly Agree

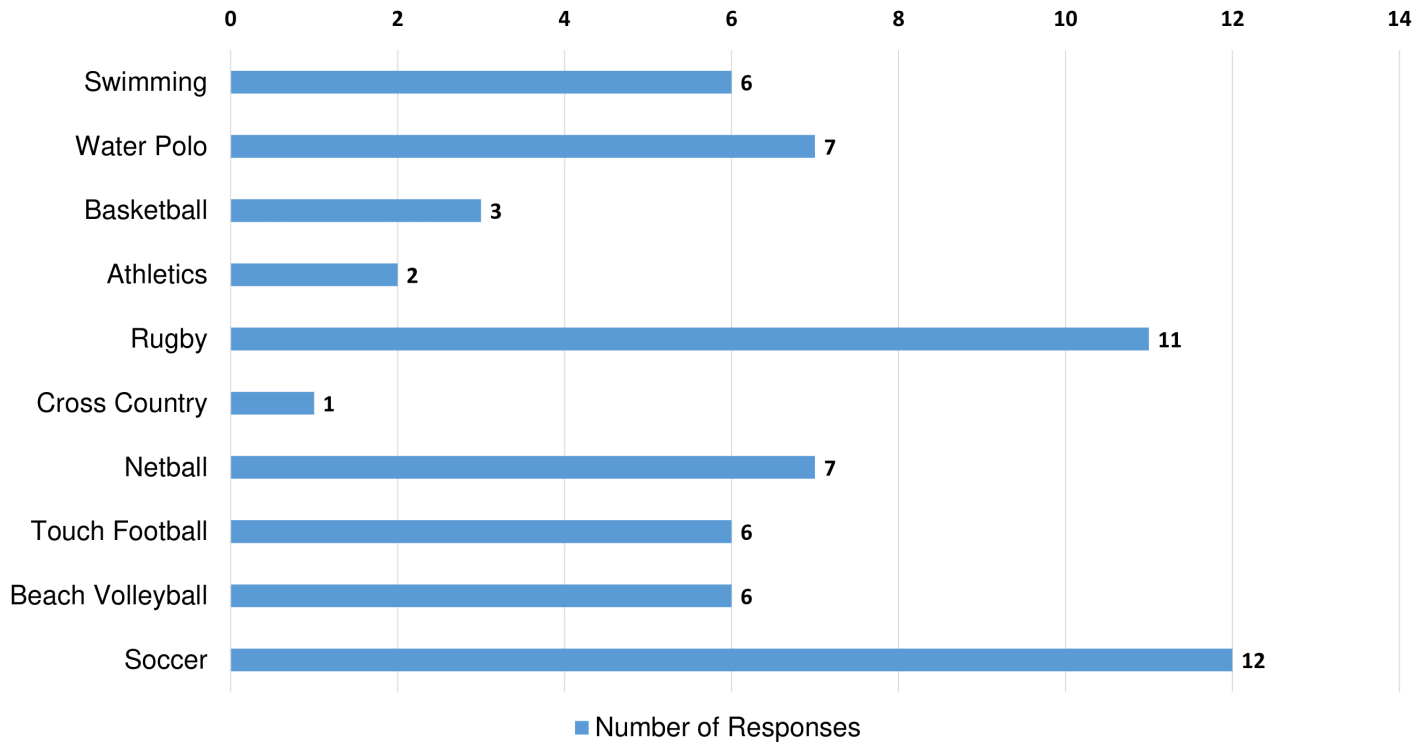


Facility	Responses					Mean Rating	Median Rating
	1	2	3	4	5		
Fisher Shield enhances the experience of living on campus	0.00%	0.00%	1.64%	13.11%	85.25%	4.84	5
The history of Fisher Shield influenced me to be involved in the program	0.00%	11.48%	19.67%	22.95%	45.90%	4.03	4
My involvement in Fisher Shield allowed me to participate in a sport I enjoy playing.	0.00%	0.00%	1.64%	18.03%	80.33%	4.79	5
Fisher Shield has influenced team spirit while living on college.	0.00%	0.00%	1.64%	14.75%	83.61%	4.82	5
Fisher Shield has allowed me to meet new people/friends.	0.00%	0.00%	0.00%	19.67%	80.33%	4.80	5
Fisher Shield is an important program to JCUSA Sport	0.00%	0.00%	1.64%	8.20%	90.16%	4.89	5
Responses	61						



TOWNSVILLE CAMPUS

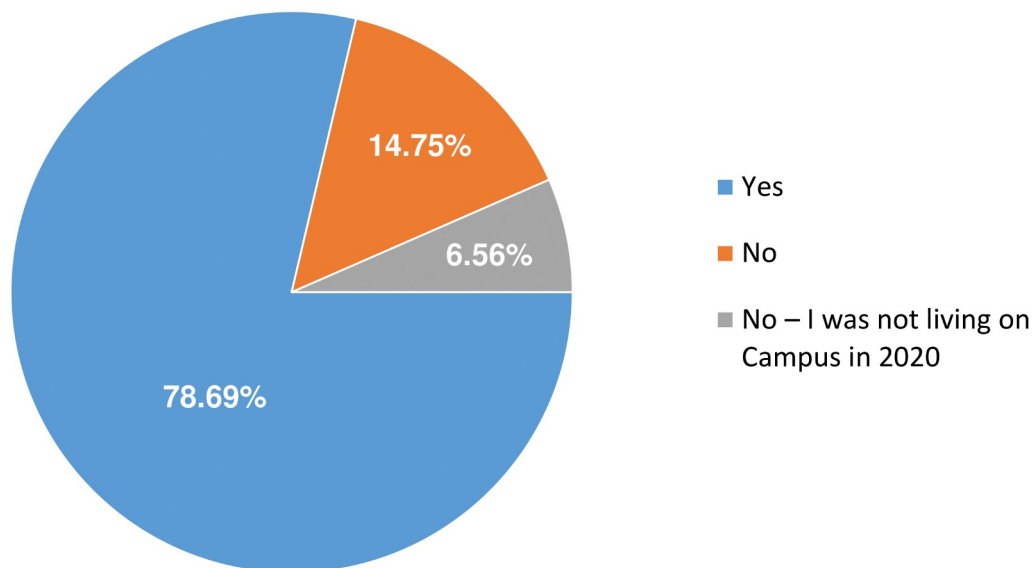
Which Fisher Shield sport is most important to you?



Answer Choice	Responses
Swimming	9.84%
Water Polo	11.48%
Basketball	4.92%
Athletics	3.28%
Rugby	18.03%
Cross Country	1.64%
Netball	11.48%
Touch Football	9.84%
Beach Volleyball	9.84%
Soccer	19.67%
Responses	61

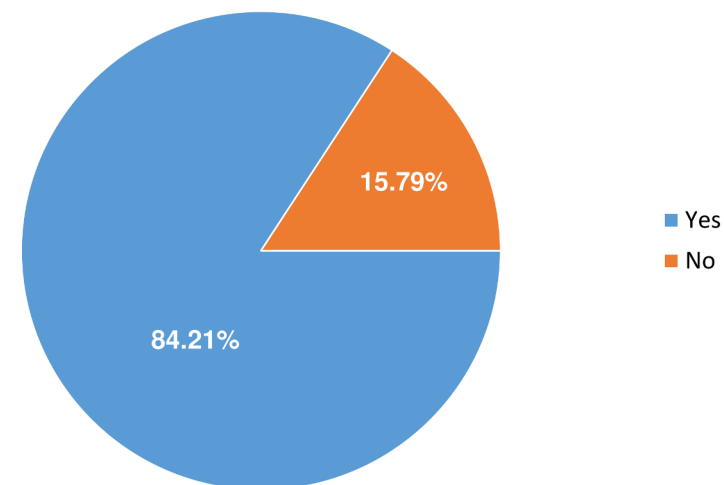
TOWNSVILLE CAMPUS

With COVID-19 forcing the cancellation of the Water Polo, Basketball and Rugby competitions, did this impact the overall experience of Fisher Shield?



Answer Choice	Responses
Yes	48
No	9
No – I was not living on Campus in 2020	4
Total	61

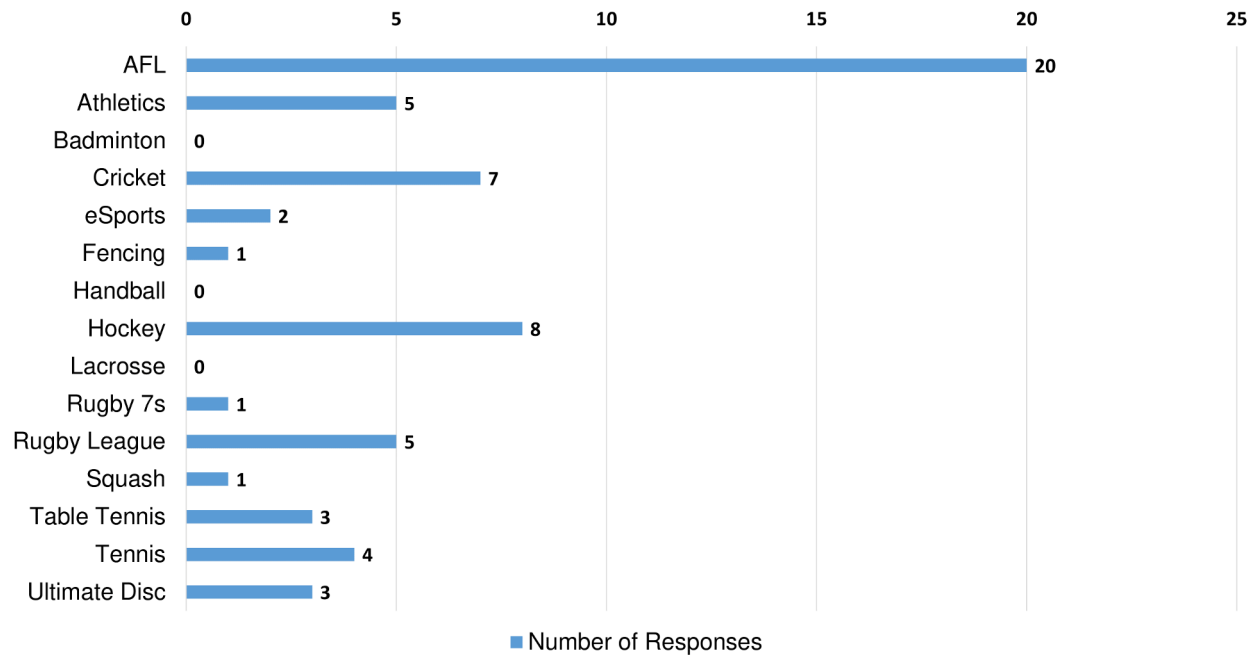
Results after removing those respondents who were not living on campus in 2020.



Answer Choice	Responses
Yes	48
No	9
Total	57

TOWNSVILLE CAMPUS

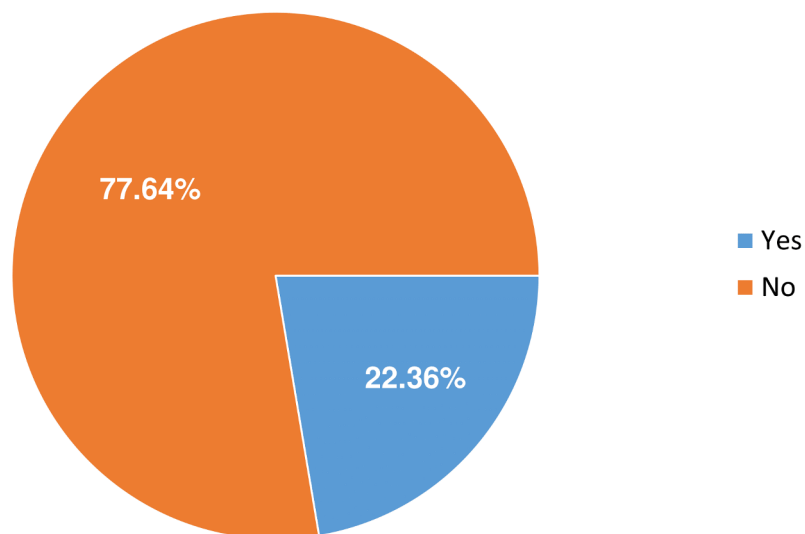
If JCUSA Sport were to include/replace a sport, which sport would you prefer?



Answer Choice	Responses
AFL	32.79%
Athletics	8.20%
Badminton	0.00%
Cricket	11.48%
eSports	3.28%
Fencing	1.64%
Handball	0.00%
Hockey	13.11%
Lacrosse	0.00%
Rugby 7s	1.64%
Rugby League	8.20%
Squash	1.64%
Table Tennis	4.92%
Tennis	6.66%
Ultimate Disc	4.92%
Responses	61

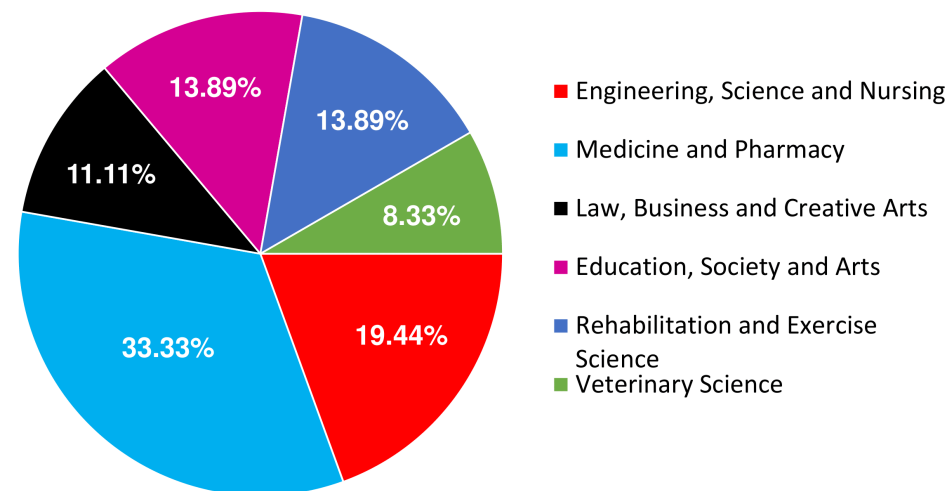
TOWNSVILLE CAMPUS

Are you involved in or have been previously involved in Interfaculty Sport?



Answer Choice	Responses
Yes	36
No	125
Total	161

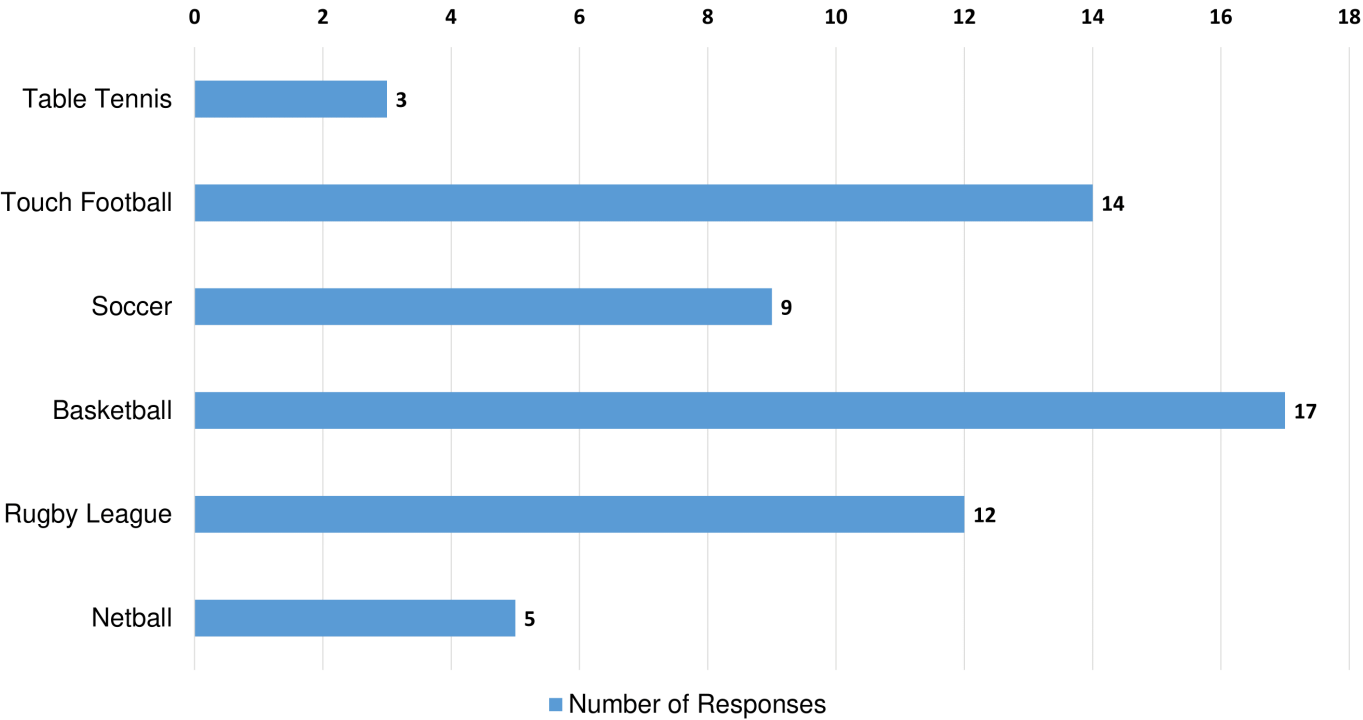
Which faculty have you previously participated for?



Answer Choice	Responses
Engineering, Science and Nursing	7
Medicine and Pharmacy	12
Law, Business and Creative Arts	4
Education, Society and Arts	5
Rehabilitation and Exercise Science	5
Veterinary Science	3
Responses	36

TOWNSVILLE CAMPUS

Which sport(s) have you participated in Interfaculty Sport?

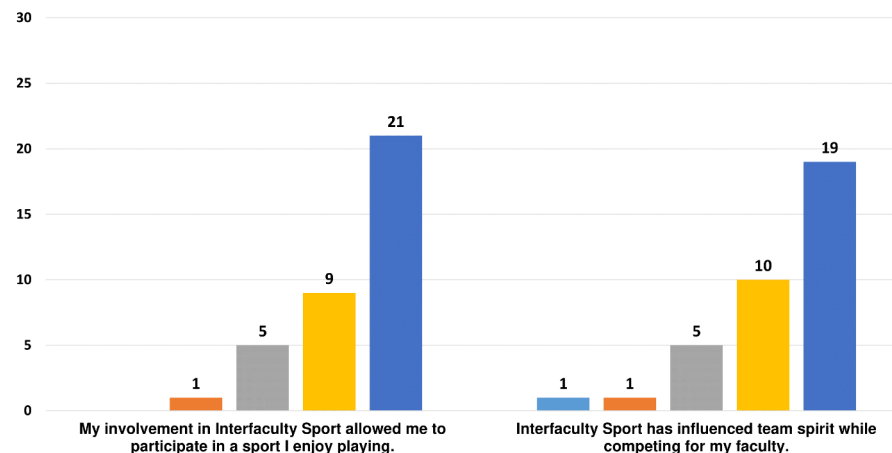
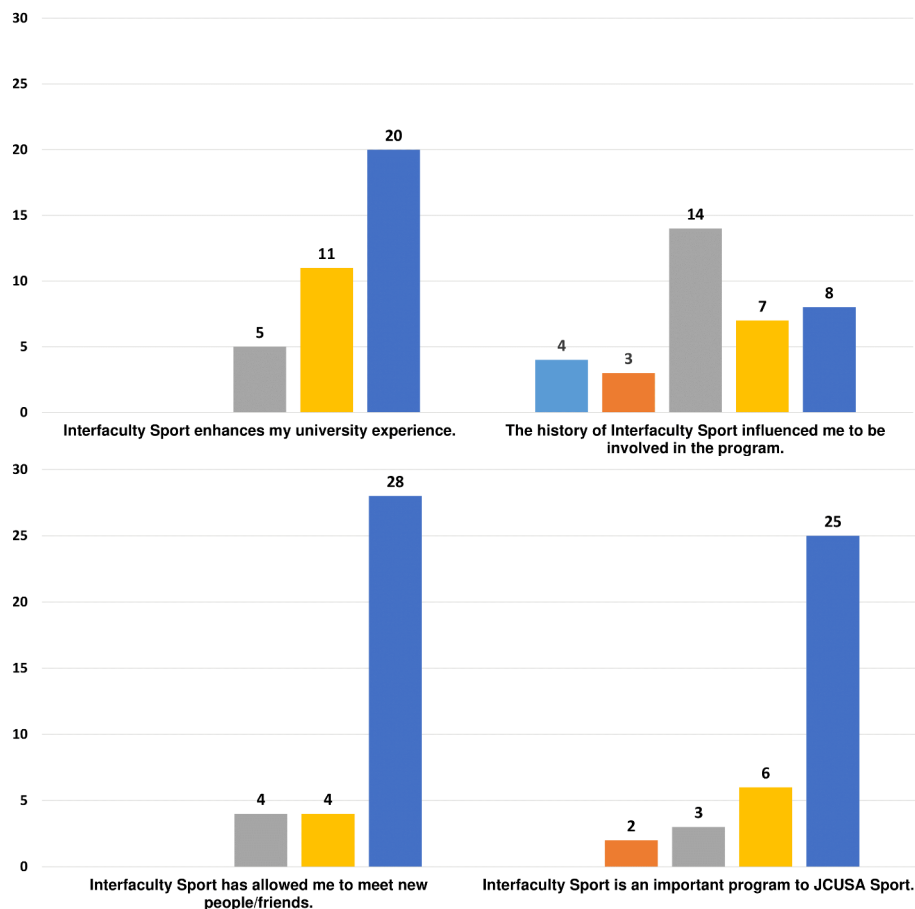


Answer Choice	Responses
Table Tennis	8.33%
Touch Football	38.89%
Soccer	25.00%
Basketball	47.22%
Rugby League	33.33%
Netball	13.89%
Responses	36

TOWNSVILLE CAMPUS

On a scale from 1-5, rank the following statements?

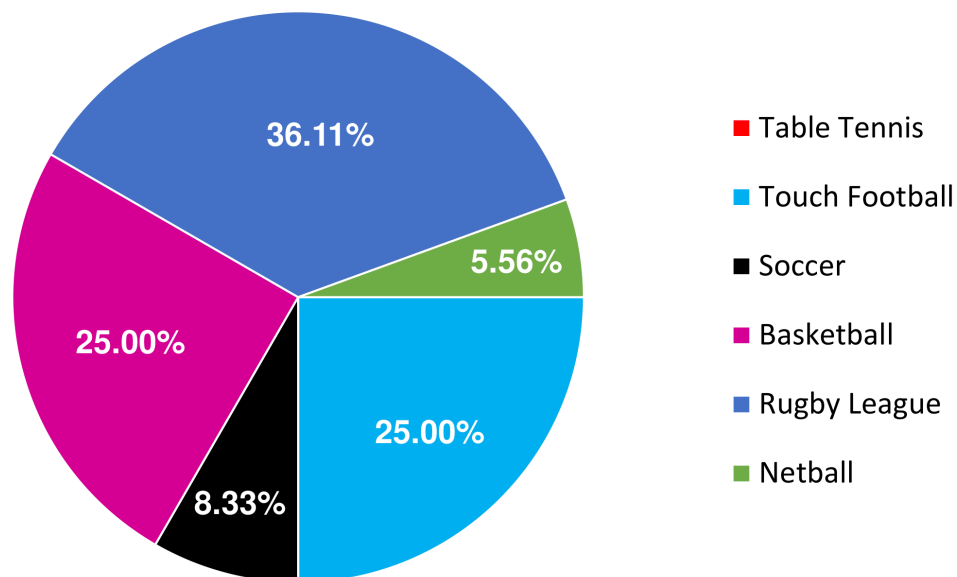
Strongly Disagree Disagree Neutral Agree Strongly Agree



Statement	Responses					Mean Rating	Median Rating
	1	2	3	4	5		
Interfaculty Sport enhances my university experience.	0.00%	0.00%	13.89%	30.56%	55.56%	4.42	5
The history of Interfaculty Sport influenced me to be involved in the program.	11.11%	8.33%	38.89%	19.44%	22.22%	3.33	3
My involvement in Interfaculty Sport allowed me to participate in a sport I enjoy playing.	0.00%	2.78%	13.89%	25.00%	58.33%	4.39	5
Interfaculty Sport has influenced team spirit while competing for my faculty.	2.78%	2.78%	13.89%	27.78%	52.78%	4.25	5
Interfaculty Sport has allowed me to meet new people/friends.	0.00%	0.00%	11.11%	11.11%	77.78%	4.67	5
Interfaculty Sport is an important program to JCUSA Sport.	0.00%	5.56%	8.33%	16.67%	69.44%	4.50	5
Responses	36						

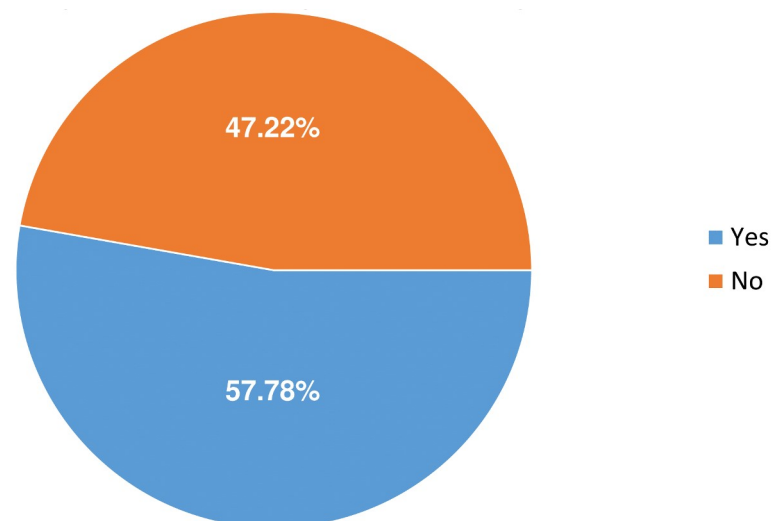
TOWNSVILLE CAMPUS

Which Interfaculty Sport is most important to you?



Answer Choice	Responses
Table Tennis	0
Touch Football	9
Soccer	3
Basketball	9
Rugby League	13
Netball	2
Responses	36

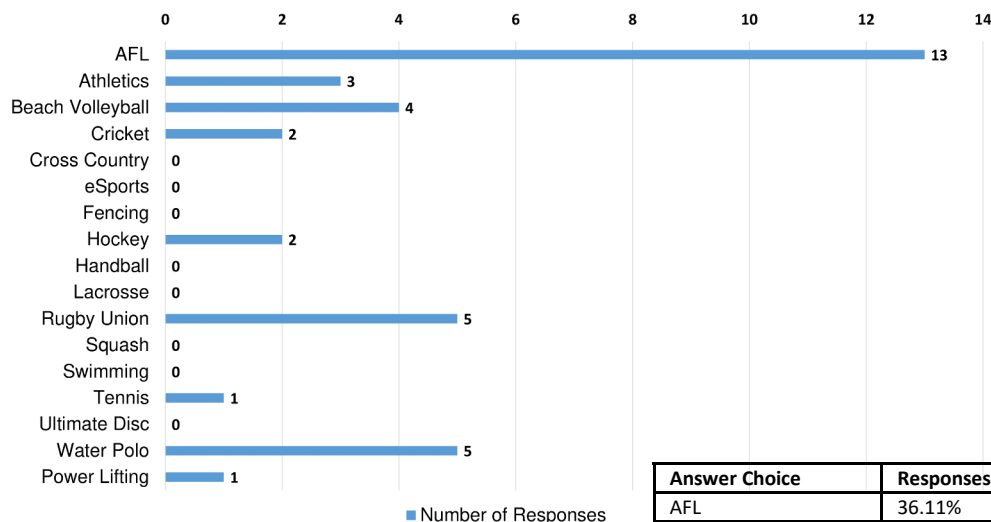
With COVID-19 forcing the cancellation of the Touch Football and Soccer competitions, did this impact the overall experience for Inter-faculty Sport?



Answer Choice	Responses
Yes	19
No	17
Total	36

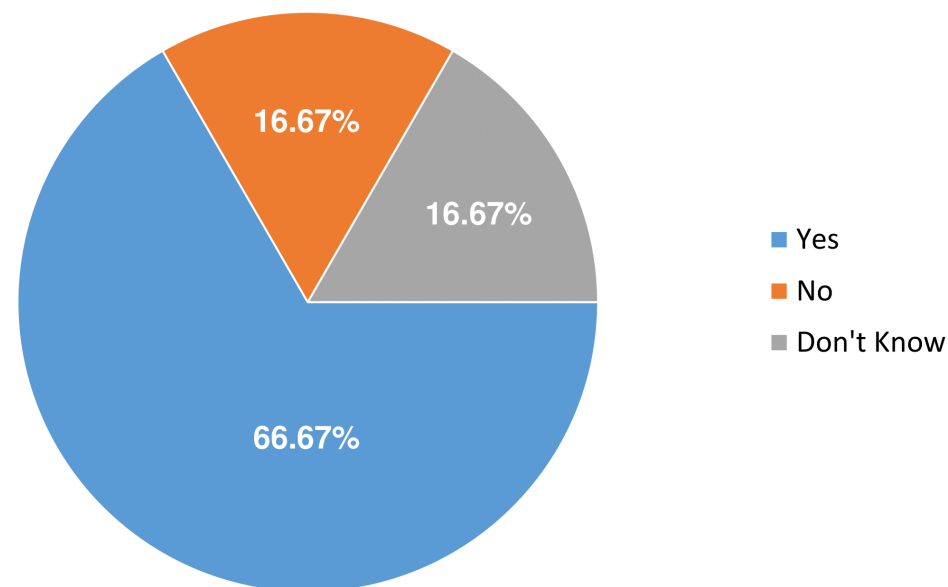
TOWNSVILLE CAMPUS

If JCUSA Sport were to include/
replace a sport, which sport would
you prefer?



Answer Choice	Responses
AFL	36.11%
Athletics	8.33%
Beach Volleyball	11.11%
Cricket	5.56%
Cross Country	0.00%
eSports	0.00%
Fencing	0.00%
Hockey	5.56%
Handball	0.00%
Lacrosse	0.00%
Rugby Union	13.89%
Squash	0.00%
Swimming	0.00%
Tennis	2.78%
Ultimate Disc	0.00%
Water Polo	13.89%
Power Lifting	2.78%
Responses	36

Would you support Interfaculty Sport if the
program allowed JCU Staff
(e.g. subject coordinators, lecturers) to
participate/compete?

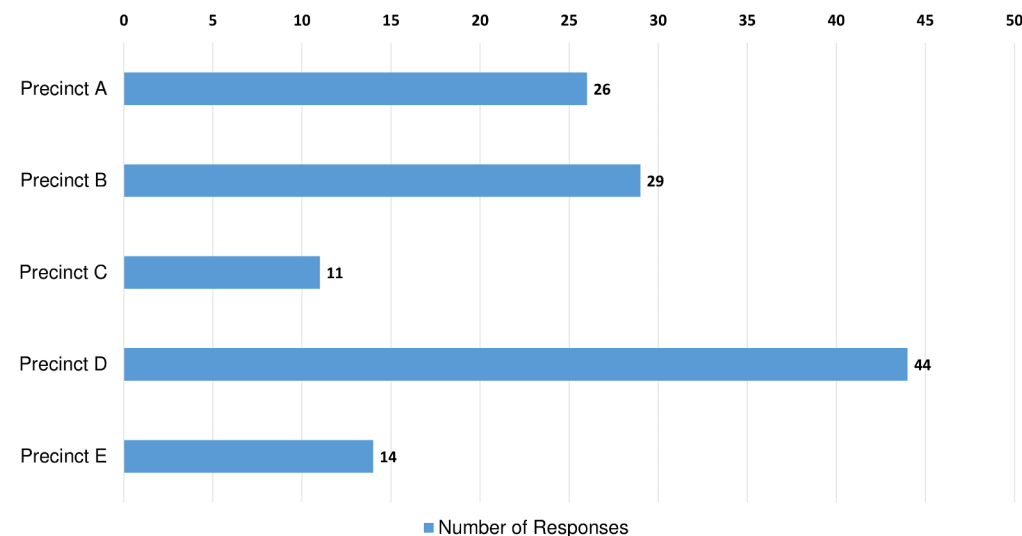
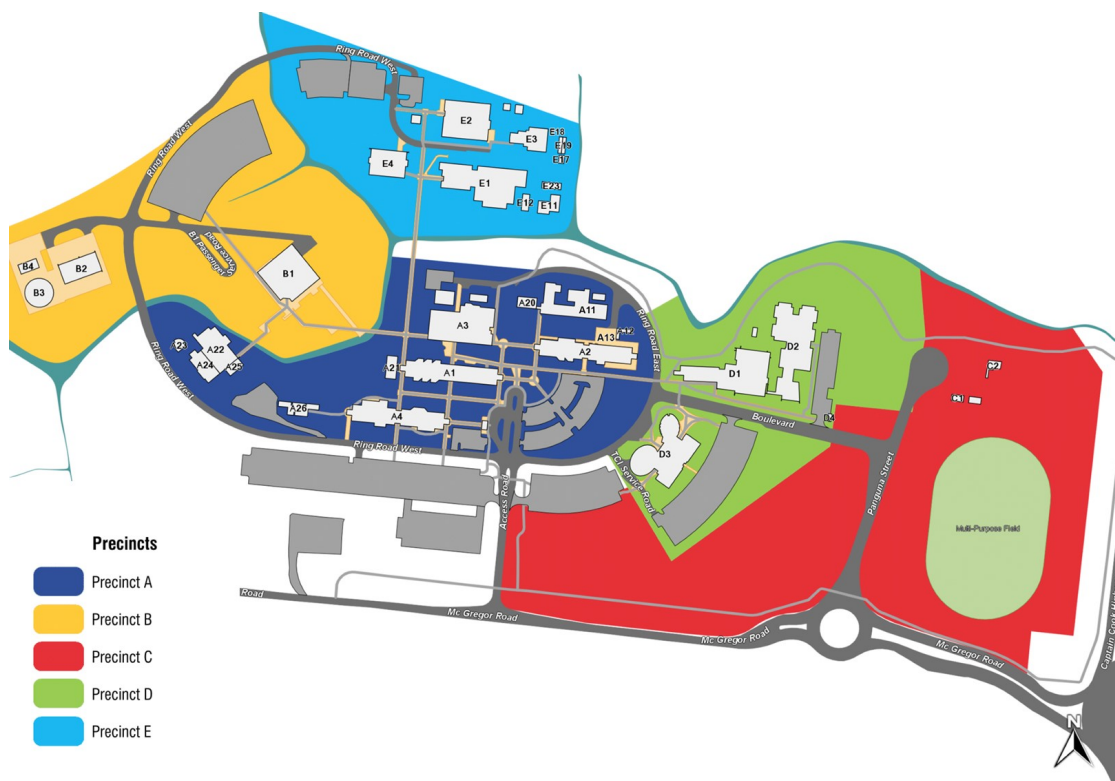


Answer Choice	Responses
Yes	24
No	6
Don't Know	6
Total	36

CAIRNS CAMPUS

Which areas on the JCU Campus do you usually attend while on campus?

(Tick as many that apply to you)

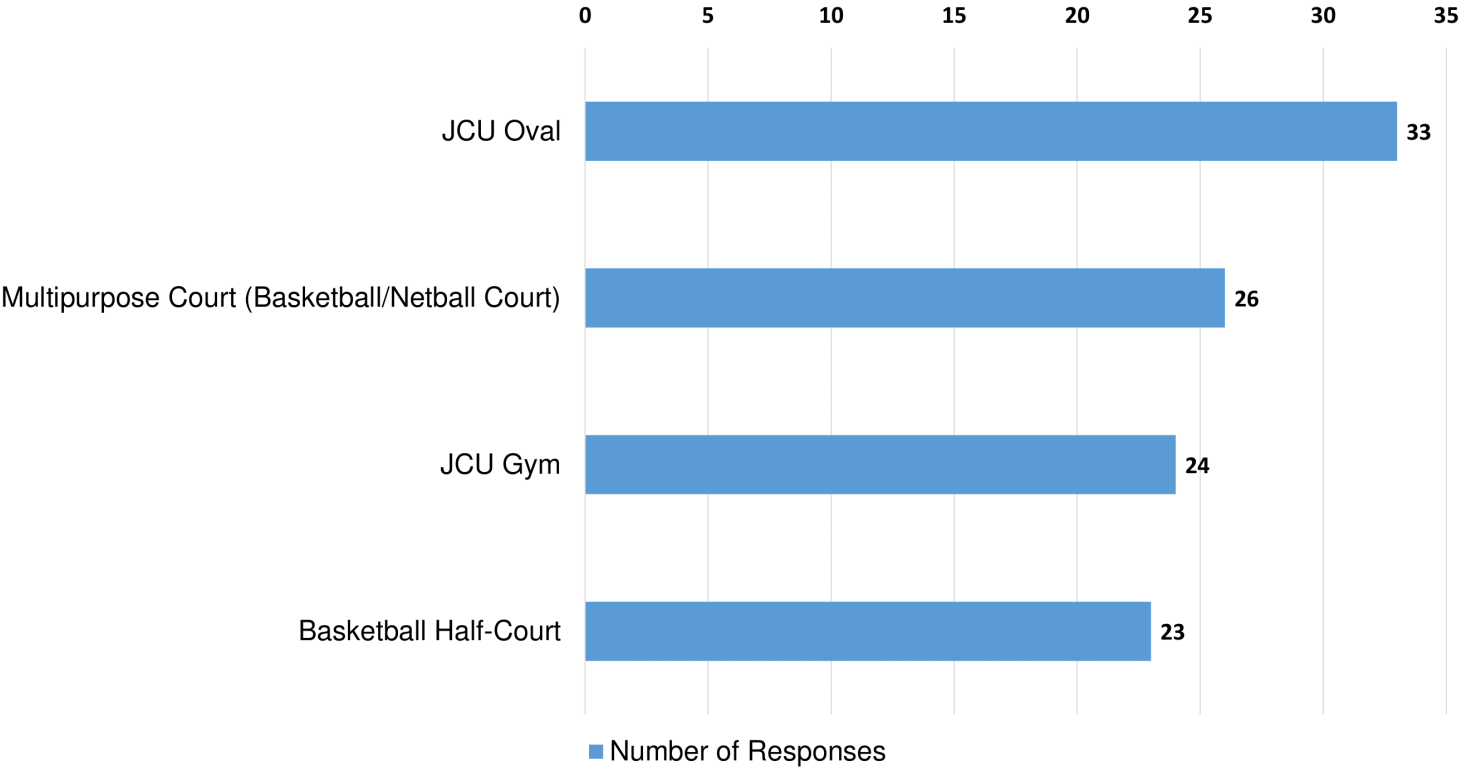


Answer Choice	Responses
Precinct A	41.27%
Precinct B	46.03%
Precinct C	17.46%
Precinct D	69.84%
Precinct E	22.22%
Invalid Response (Not added to graph)	1
Responses	63

Note: There was one invalid response and therefore was not added to the percentage.

CAIRNS CAMPUS

Which Facilities do you use at JCU in Cairns? *(Tick as many that apply to you)*

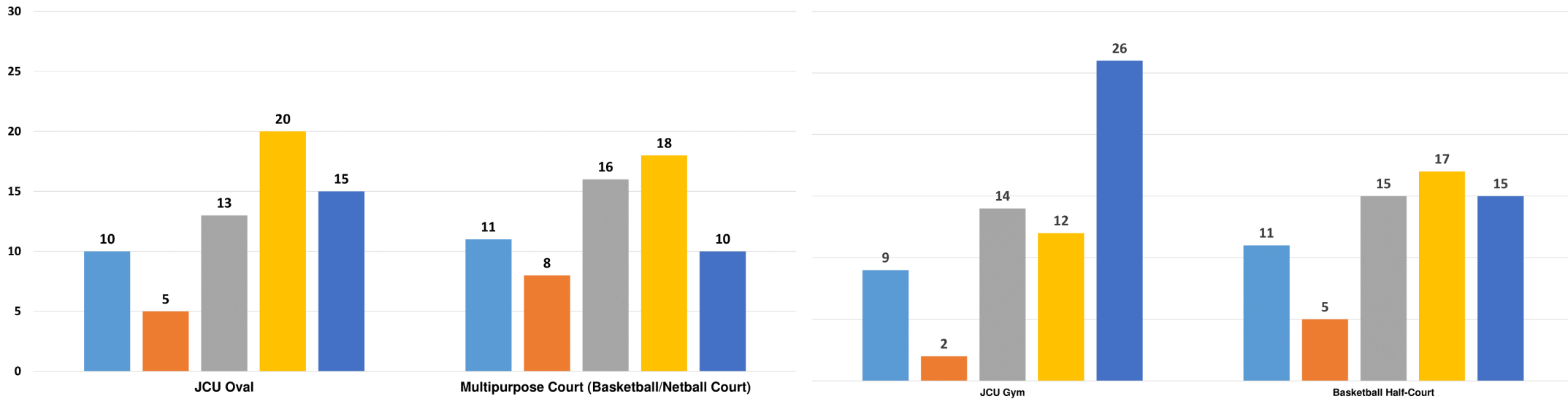


Answer Choice	Responses
JCU Oval	52.38%
Multipurpose Court (Basketball/ Netball Court)	41.27%
JCU Gym	38.10%
Basketball Half-Court	36.51%
Responses	63

CAIRNS CAMPUS

On a scale from 1-5, rank the importance of each facility to you?

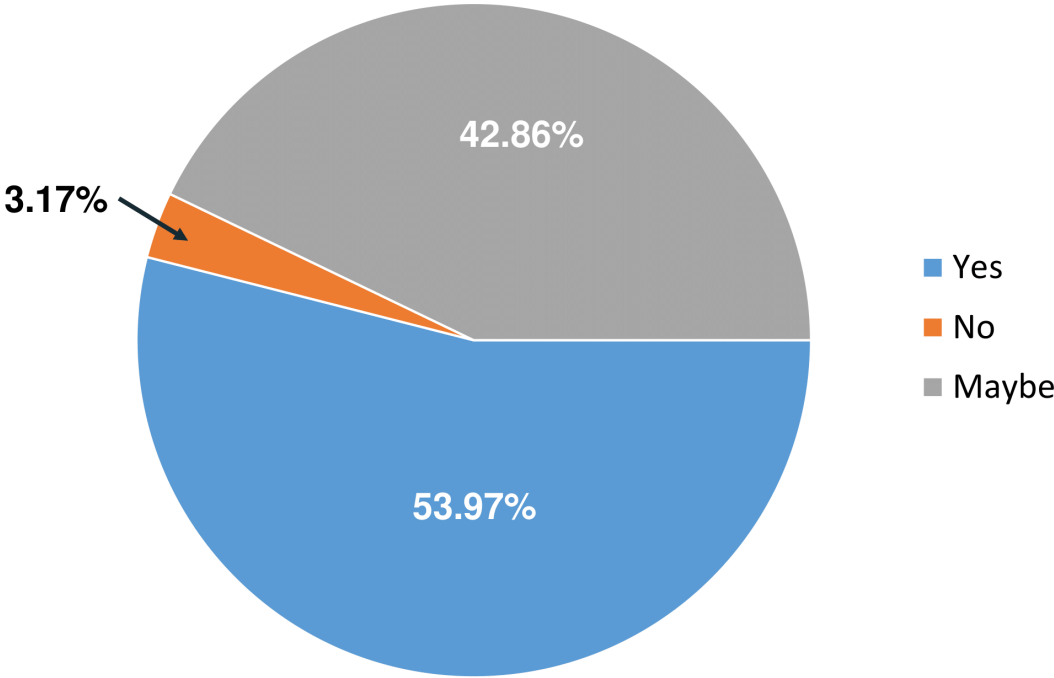
■ Not At All Important ■ Not Important ■ Neutral ■ Important ■ Very Important



Facility	Responses					Mean Rating	Median Rating
	1	2	3	4	5		
JCU Oval	15.87%	7.94%	20.63%	31.75%	23.81%	3.40	4
Multipurpose Court (Basketball/Netball Court)	17.46%	12.70%	25.40%	28.57%	15.87%	3.13	3
JCU Gym	14.29%	3.17%	22.22%	19.05%	41.27%	3.70	4
Basketball Half-Court	17.46%	7.94%	23.81%	26.98%	23.81%	3.32	4
Responses	63						

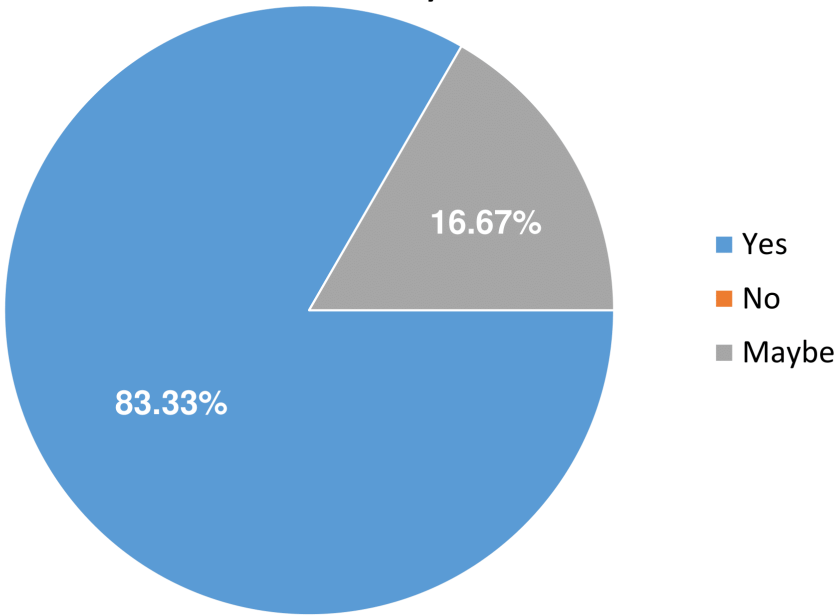
CAIRNS CAMPUS

With the new gym opening on the Cairns Campus, will you be using the facility?



Answer Choice	Responses
Yes	34
No	2
Maybe	27
Total	63

Results of those who are or have previously used the JCU Cairns Gym.

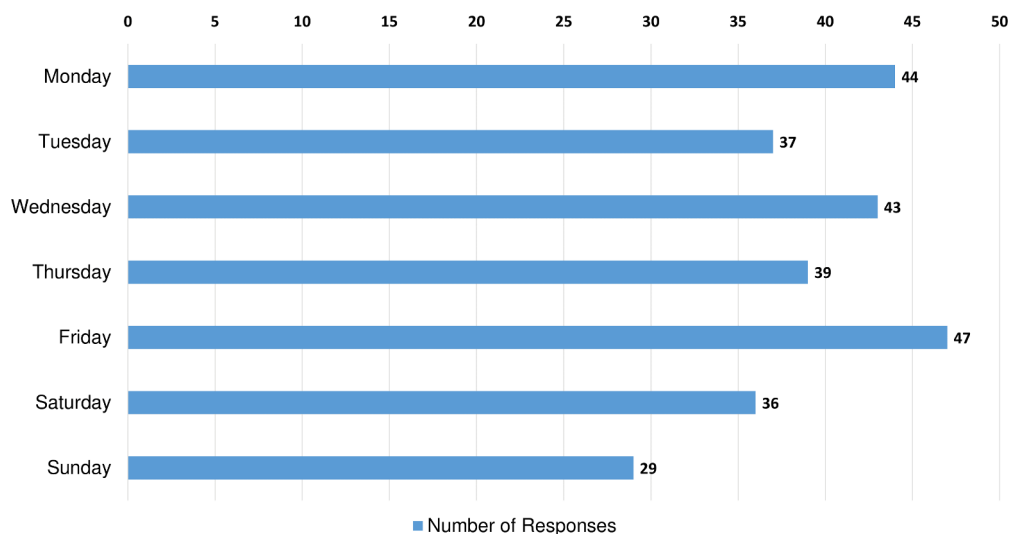


Answer Choice	Responses
Yes	20
No	0
Maybe	4
Total	24

CAIRNS CAMPUS

Which day(s) are you likely going to use the facility?

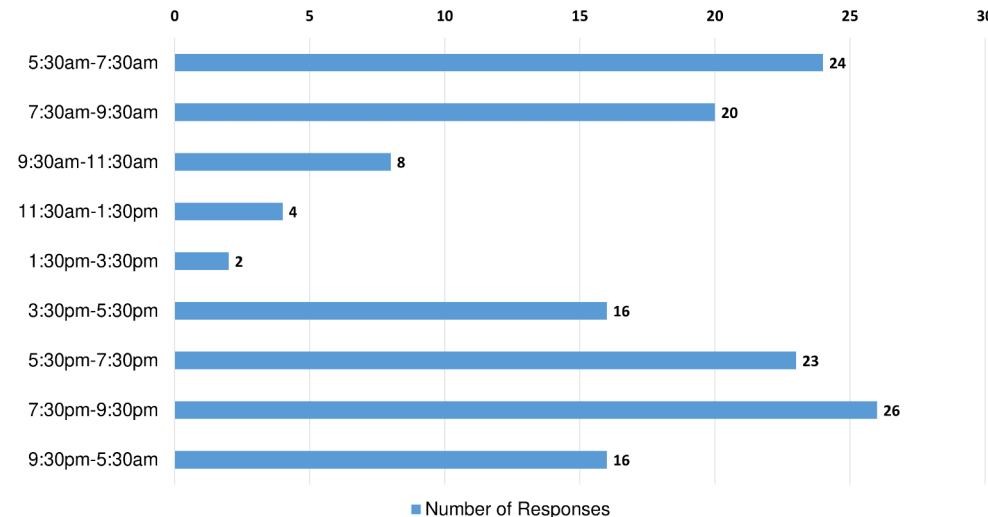
(Tick as many that apply to you)



Answer Choice	Responses
Monday	69.84%
Tuesday	58.73%
Wednesday	68.25%
Thursday	61.90%
Friday	74.60%
Saturday	57.14%
Sunday	46.03%
Total	63

What time(s) of the day are you most likely going to use the facility?

(Tick as many that apply to you)

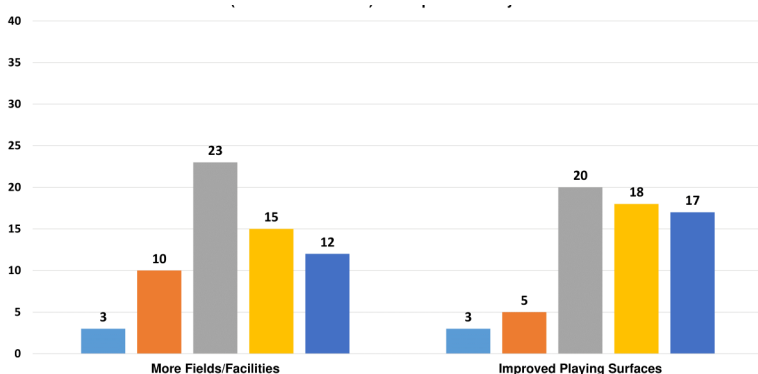
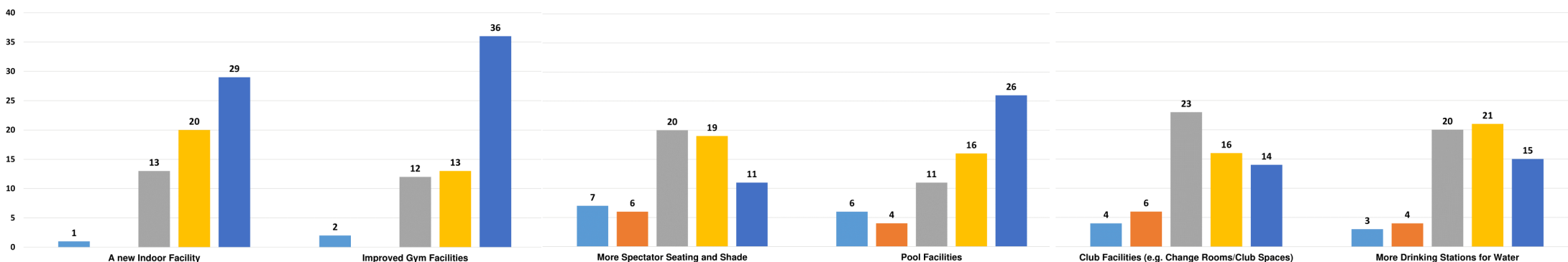


Answer Choice	Responses
5:30am-7:30am	38.10%
7:30am-9:30am	31.75%
9:30am-11:30am	12.70%
11:30am-1:30pm	6.35%
1:30pm-3:30pm	3.17%
3:30pm-5:30pm	25.40%
5:30pm-7:30pm	36.51%
7:30pm-9:30pm	41.27%
9:30pm-5:30am	25.40%
Respondents	63

CAIRNS CAMPUS

In terms of improvements or additions to our current facilities in Cairns, please rank (on a scale from 1-5) the importance to you?

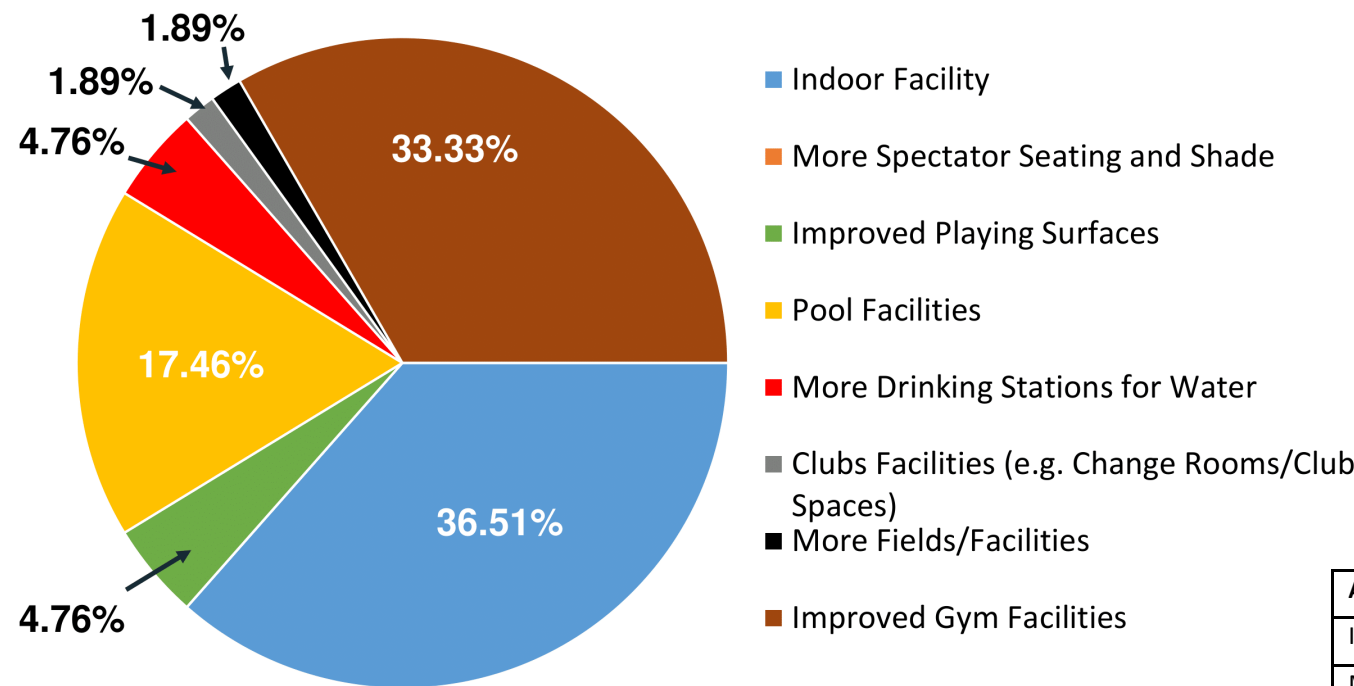
■ Not At All Important ■ Not Important ■ Neutral ■ Important ■ Very Important



Facility	Responses					Mean Rating	Median Rating
	1	2	3	4	5		
A new Indoor Facility	1.59%	0.00%	20.63%	31.75%	46.03%	4.21	4
Improved Gym Facilities	3.17%	0.00%	19.05%	20.63%	57.14%	4.29	5
More Spectator Seating and Shade	11.11%	9.52%	31.75%	30.16%	17.46%	3.33	3
Pool Facilities	9.52%	6.35%	17.46%	25.40%	41.27%	3.83	4
Club Facilities (e.g. Change Rooms/Club Spaces)	6.35%	9.52%	36.51%	25.40%	22.22%	3.48	3
More Drinking Stations for Water	4.76%	6.35%	31.75%	33.33%	23.81%	3.65	4
More Fields/Facilities	4.76%	15.87%	36.51%	23.81%	19.05%	3.37	4
Improved Playing Surfaces	4.76%	7.94%	31.75%	28.57%	26.98%	3.65	4
Respondents	63						

CAIRNS CAMPUS

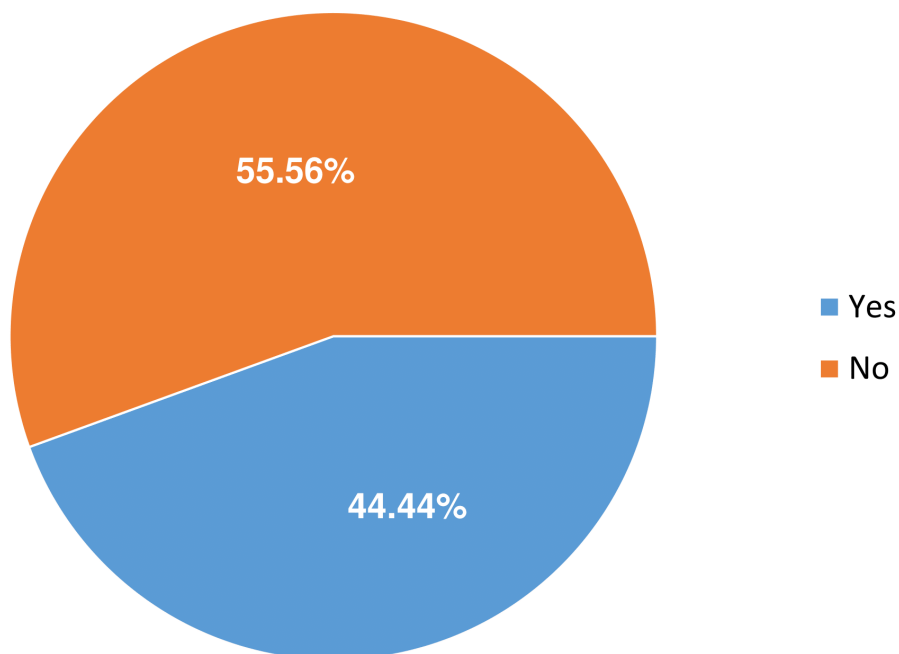
Which improvement/addition is your top priority?



Answer Choice	Responses
Indoor Facility	23
More Spectator Seating and Shade	0
Improved Playing Surfaces	3
Pool Facilities	11
More Drinking Stations for Water	3
Clubs Facilities (e.g. Change Rooms/Club Spaces)	1
More Fields/Facilities	1
Improved Gym Facilities	21
Respondents	63

CAIRNS CAMPUS

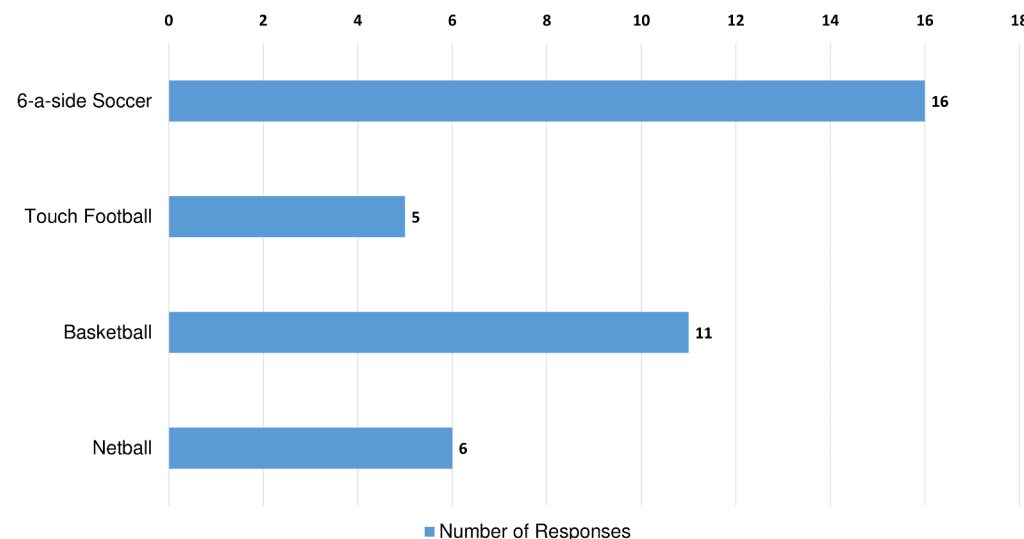
Are you involved in or have been previously involved in Social Sport?



Answer Choice	Responses
Yes	28
No	35
Total	63

Which sport(s) have you participated in Social Sport?

(Tick as many that apply to you)



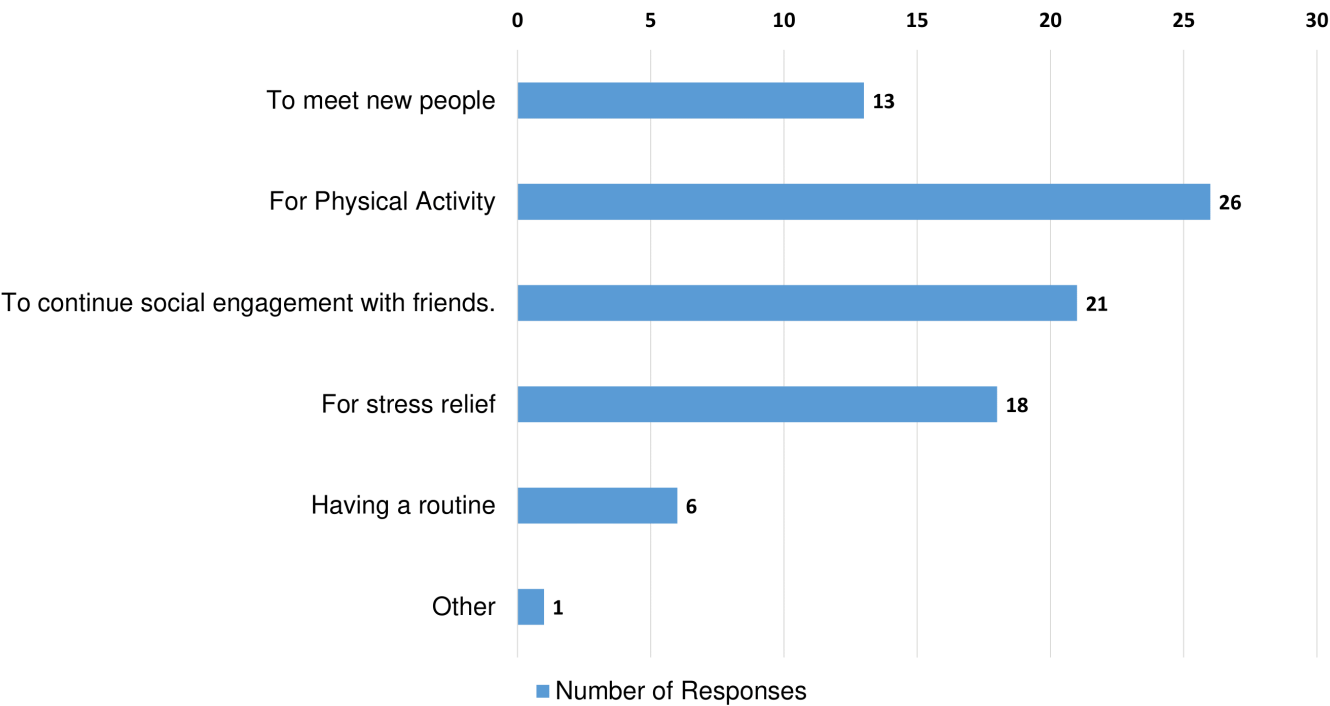
Answer Choice	Responses
6-a-side Soccer	59.26%
Touch Football	18.52%
Basketball	40.74%
Netball	22.22
Invalid Responses	1
Responses	28

Note: There was one invalid response and therefore was not added to the percentage.

CAIRNS CAMPUS

Why did you previously sign up to play Social Sport?

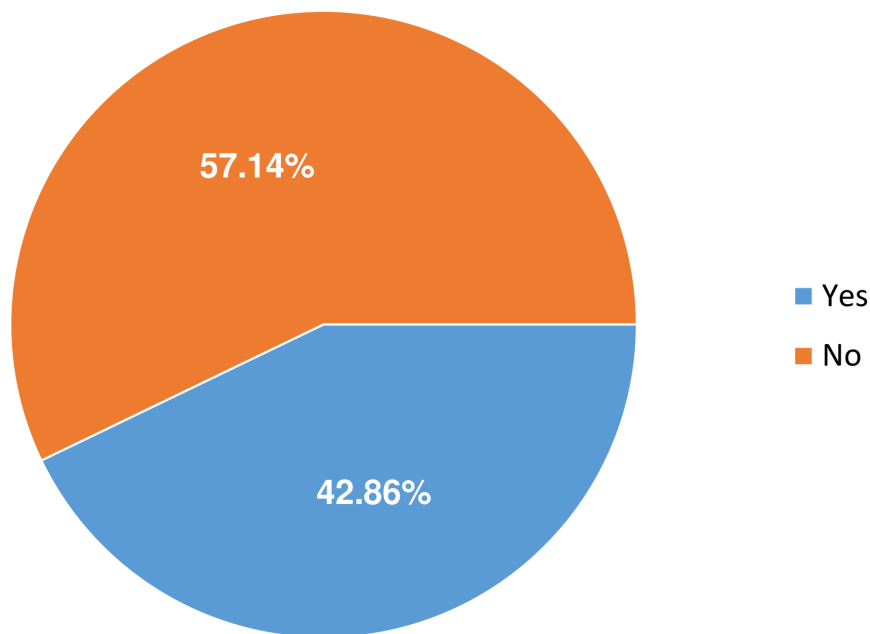
(Tick as many that apply to you)



Answer Choice	Responses
To meet new people	46.43%
For Physical Activity	92.86%
To continue social engagement with friends.	75.00%
For stress relief	64.29%
Having a routine	21.43%
Other	3.57%
Responses	28

CAIRNS CAMPUS

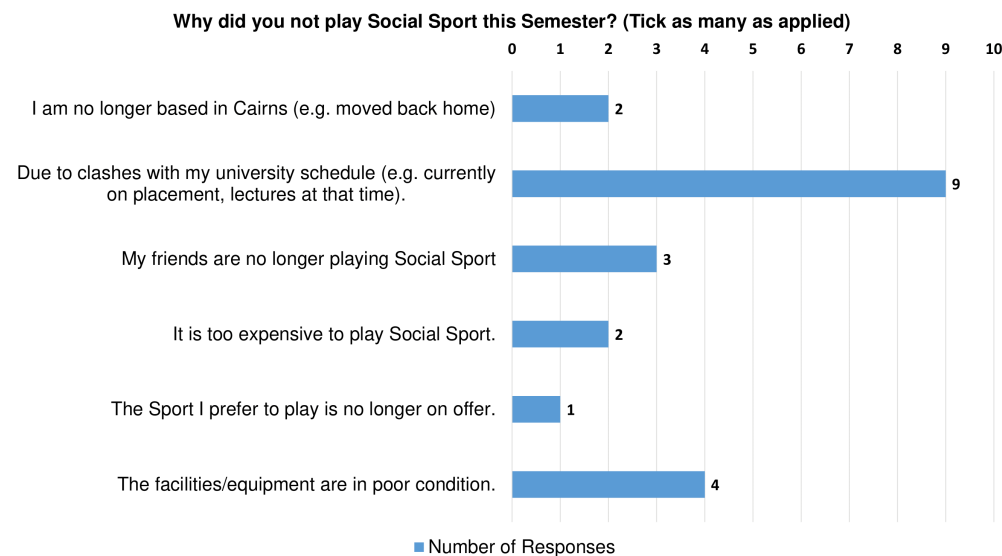
Did you sign up to play Social Sport this semester?



Answer Choice	Responses
Yes	12
No	16
Total	28

Why did you not play Social Sport this Semester?

(Tick as many that apply to you)

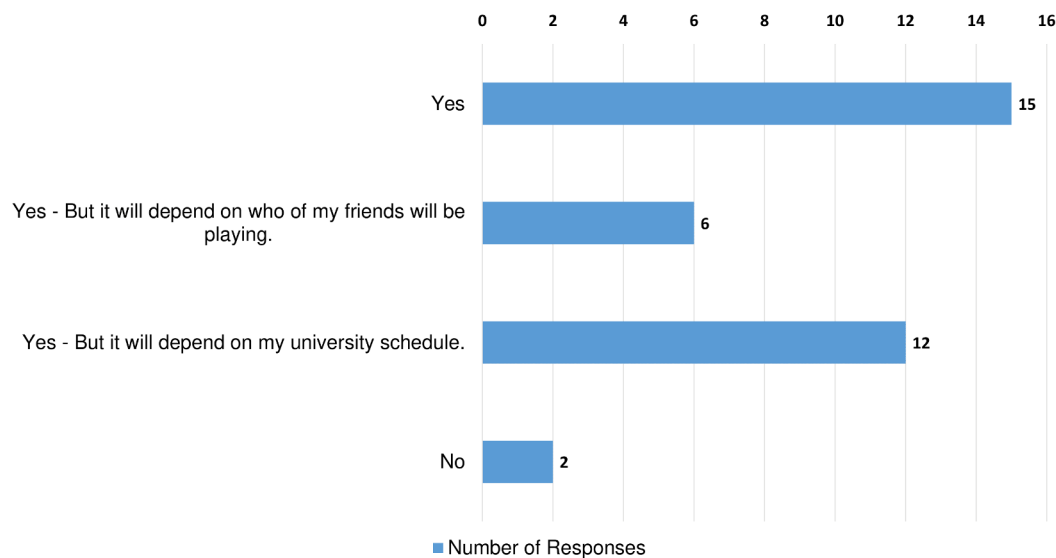


Answer Choice	Responses
I am no longer based in Cairns (e.g. moved back home)	12.5%
Due to clashes with my university schedule (e.g. currently on placement, lectures at that time).	56.25%
My friends are no longer playing Social Sport	18.75%
It is too expensive to play Social Sport.	12.5%
The Sport I prefer to play is no longer on offer.	6.25%
The facilities/equipment are in poor condition.	25.00%
Responses	16

CAIRNS CAMPUS

Are you likely to play Social Sport in 2021?

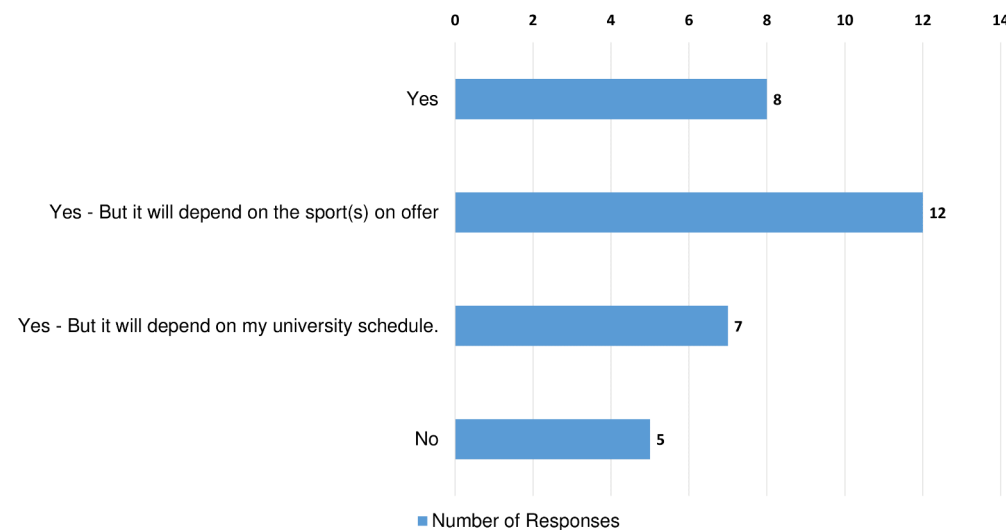
(Multiple Options were available)



Answer Choice	Responses
Yes	53.57%
Yes - But it will depend on who of my friends will be playing.	21.43%
Yes - But it will depend on my university schedule.	42.86%
No	7.14%
Total	28

If more sports were on offer in Social Sport, would you register to play?

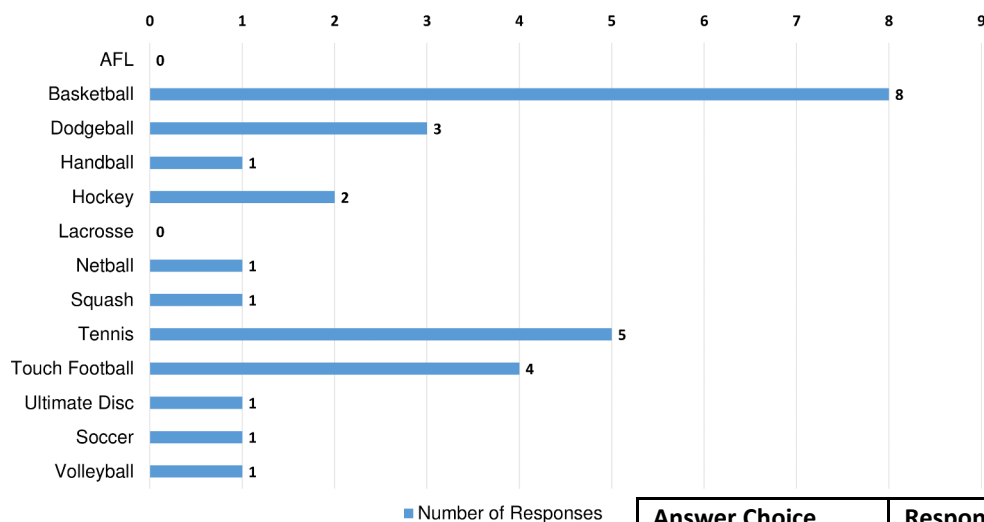
(Multiple Options were available)



Answer Choice	Responses
Yes	28.57%
Yes - But it will depend on the sport(s) on offer	42.86%
Yes - But it will depend on my university schedule.	25.00%
No	17.86%
Total	28

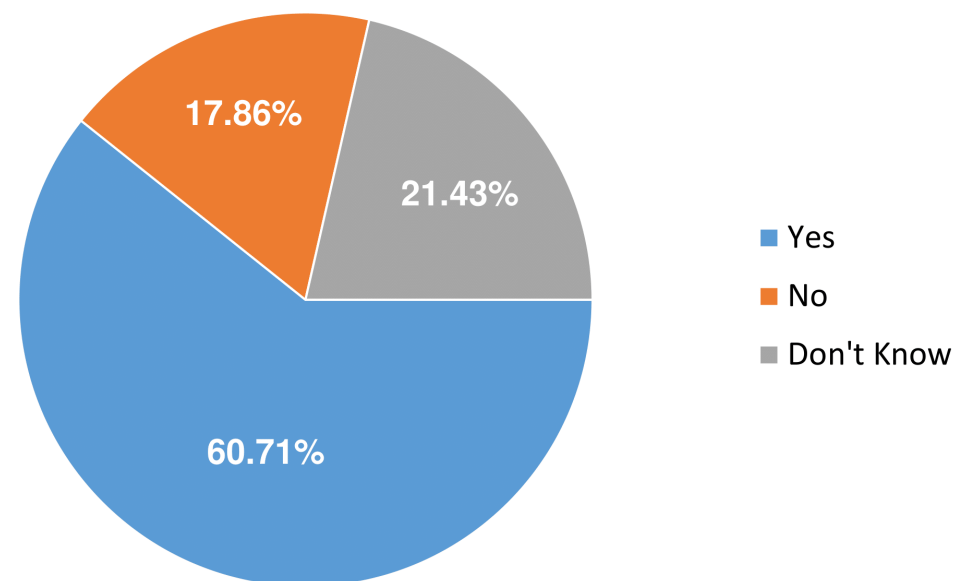
CAIRNS CAMPUS

If JCUSA Sport were to add a sport, which one would you prefer?



Answer Choice	Responses
AFL	0.00%
Basketball	28.57%
Dodgeball	10.71%
Handball	3.57%
Hockey	7.14%
Lacrosse	0.00%
Netball	3.57%
Squash	3.57%
Tennis	17.86%
Touch Football	14.29%
Ultimate Disc	3.57%
Soccer	3.57%
Volleyball	3.57%
Responses	28

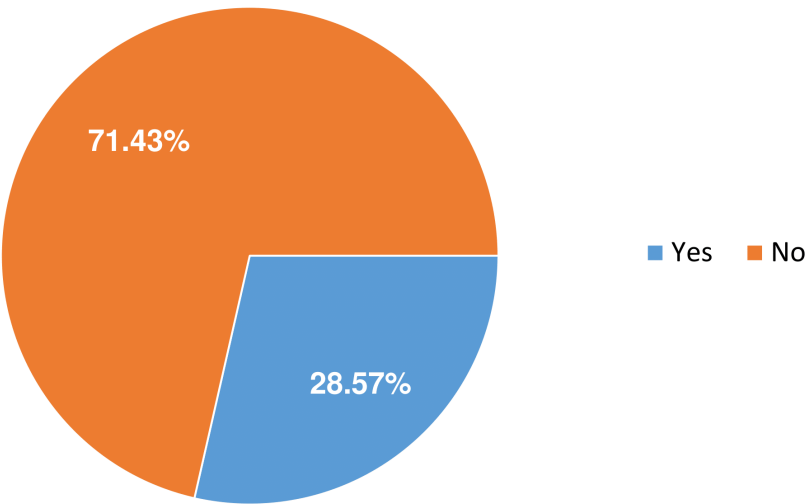
If we were to add a social sport competition where you play a different sport each week (also known as rounders), would you be interested in participating?



Answer Choice	Responses
Yes	17
No	5
Don't Know	6
Total	28

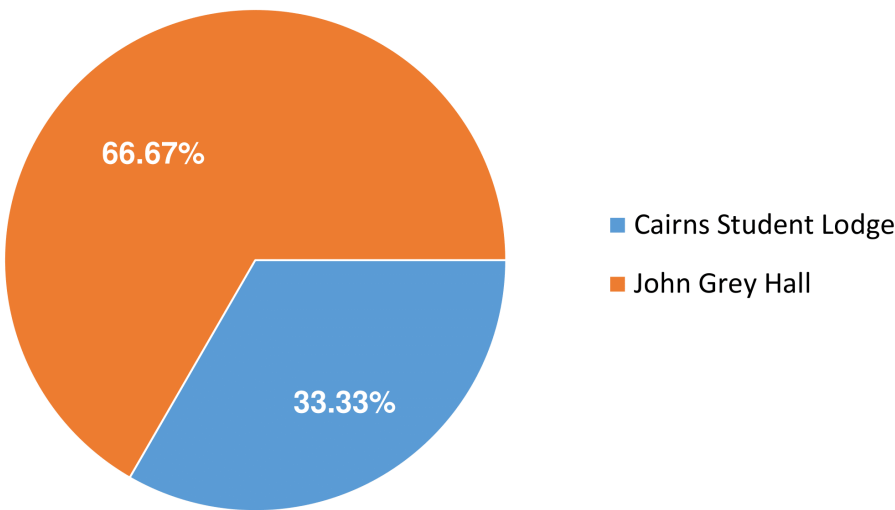
CAIRNS CAMPUS

Are you involved in or have been previously involved in Gunyarra Cup?



Answer Choice	Responses
Yes	18
No	45
Total	63

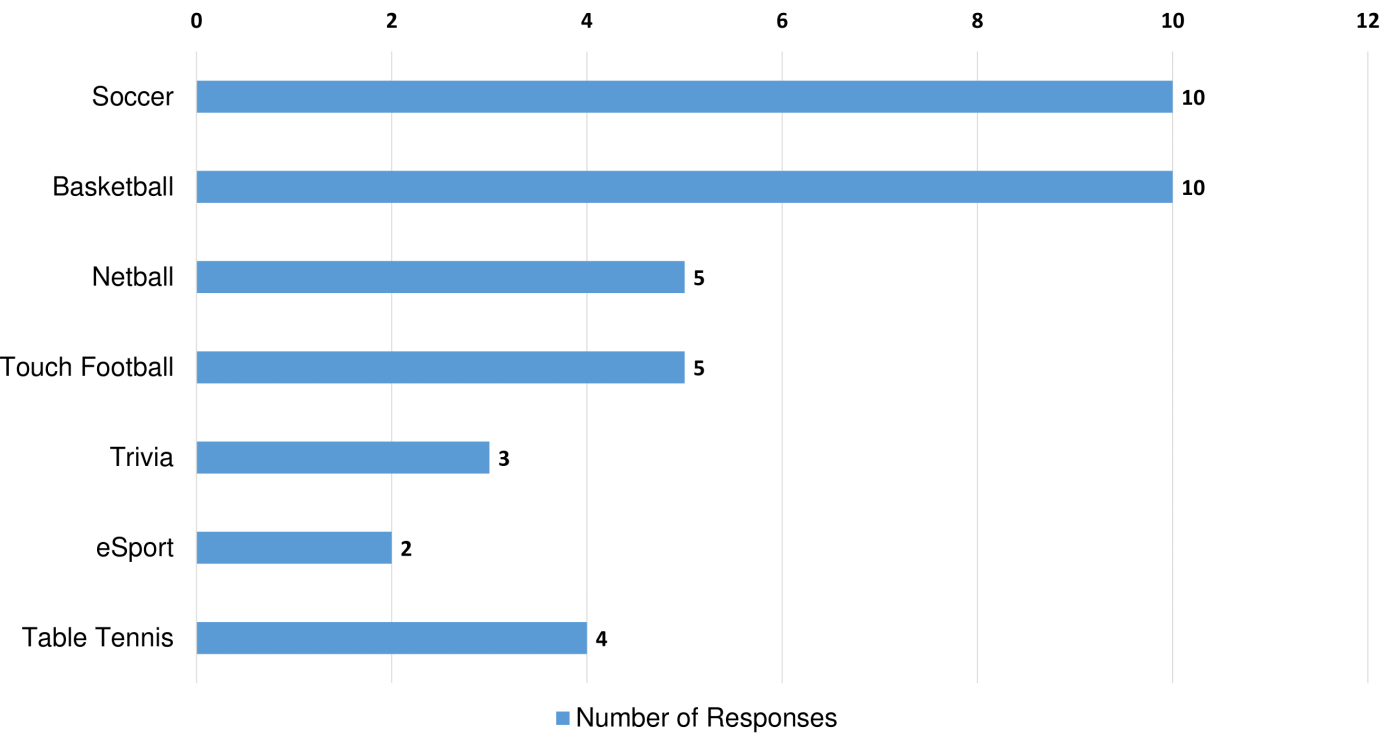
Which College/Hall have you previously competed for?



Answer Choice	Responses
Cairns Student Lodge	6
John Grey Hall	12
Total	18

CAIRNS CAMPUS

Which sport(s) have you participated in Gunyarra Cup?
(Tick as many that apply to you)

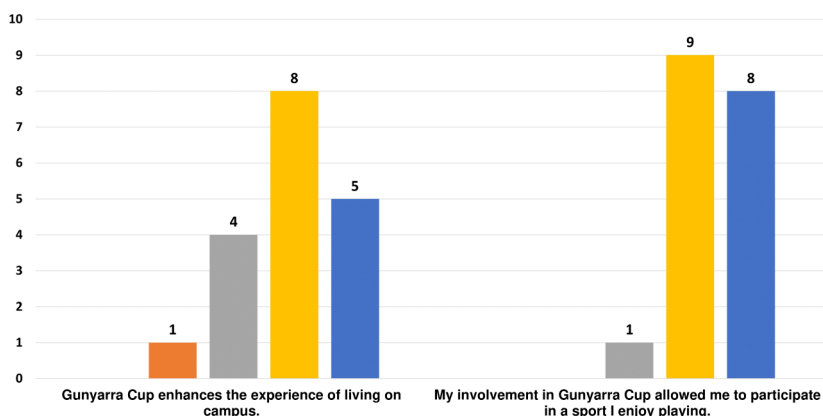


Answer Choice	Responses
Soccer	55.56%
Basketball	55.56%
Netball	27.78%
Touch Football	27.78%
Trivia	16.67%
eSport	11.11%
Table Tennis	22.22%
Responses	18

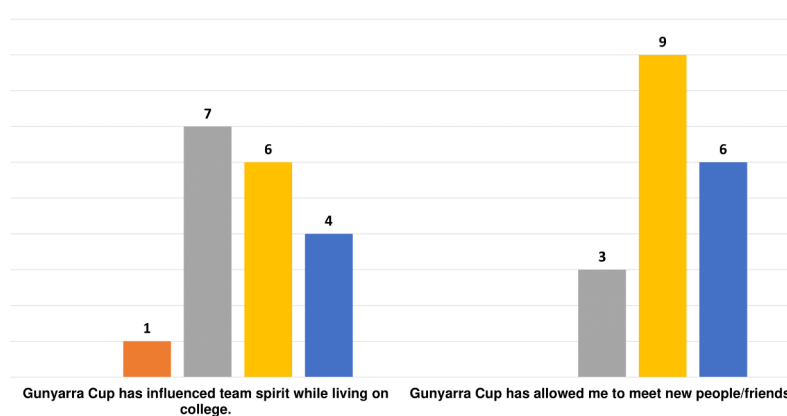
CAIRNS CAMPUS

On a scale from 1-5, rank the following statements?

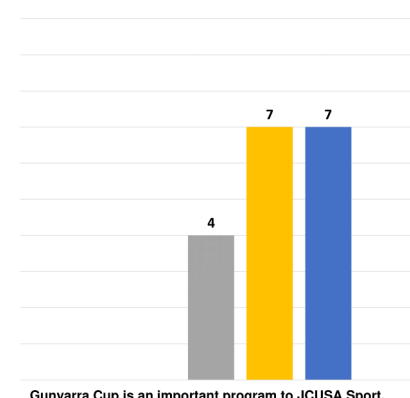
■ Strongly Disagree ■ Disagree ■ Neutral ■ Agree ■ Strongly Agree



My involvement in Gunyarra Cup allowed me to participate in a sport I enjoy playing.



Gunyarra Cup has allowed me to meet new people/friends.

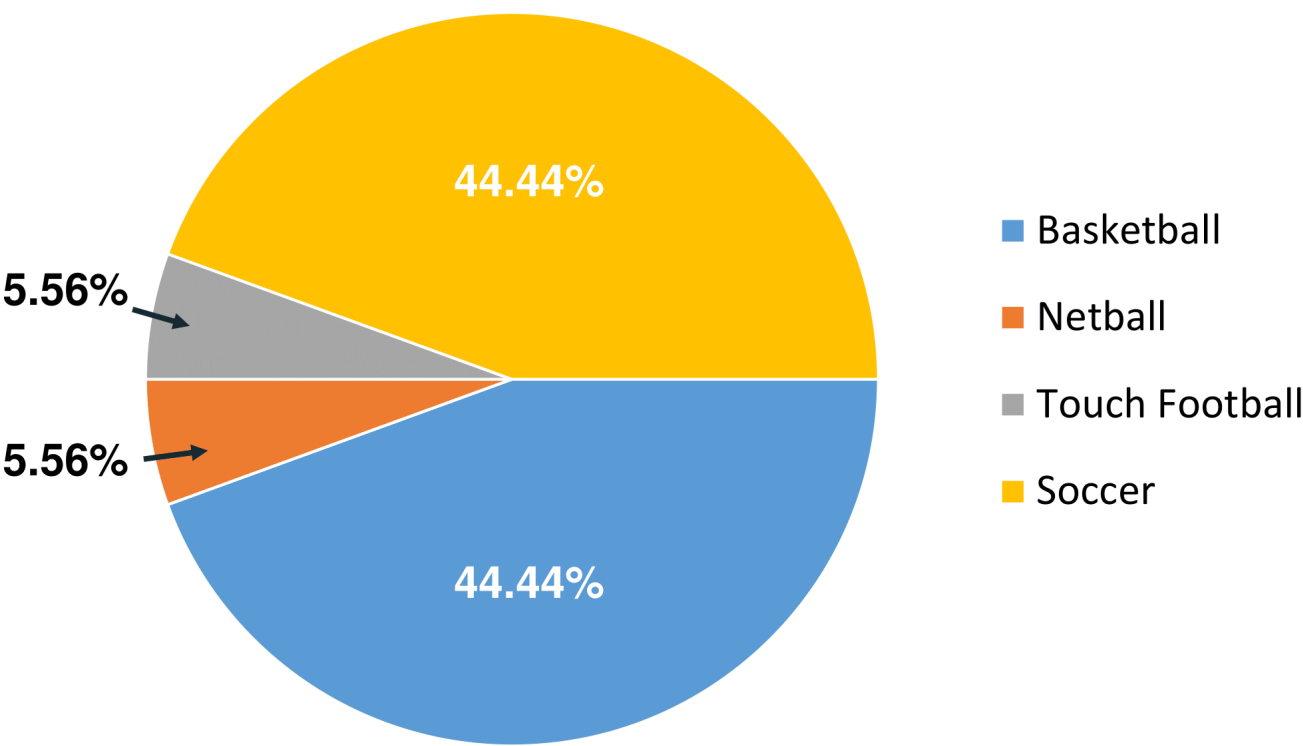


Gunyarra Cup is an important program to JCUSA Sport.

Statement	Responses					Mean Rating	Median Rating
	1	2	3	4	5		
Gunyarra Cup enhances the experience of living on campus.	0.00%	5.56%	22.22%	44.44%	27.78%	3.94	4
My involvement in Gunyarra Cup allowed me to participate in a sport I enjoy playing.	0.00%	0.00%	5.56%	50.00%	44.44%	4.39	4
Gunyarra Cup has influenced team spirit while living on college.	0.00%	5.56%	38.89%	33.33%	22.22%	3.72	4
Gunyarra Cup has allowed me to meet new people/friends.	0.00%	0.00%	16.67%	50.00%	33.33%	4.17	4
Gunyarra Cup is an important program to JCUSA Sport.	0.00%	0.00%	22.22%	38.89%	38.89%	4.17	4
Respondents	18						

CAIRNS CAMPUS

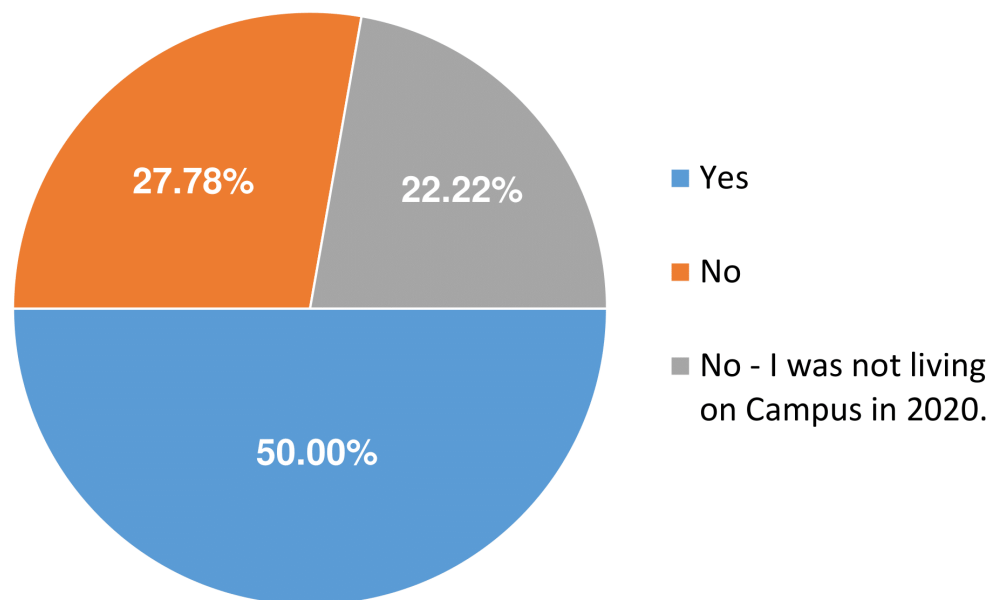
Which Gunyarra Cup sport is most important to you?



Answer Choice	Responses
Basketball	8
Netball	1
Touch Football	1
Soccer	8
Trivia	0
eSports	0
Table Tennis	0
Responses	18

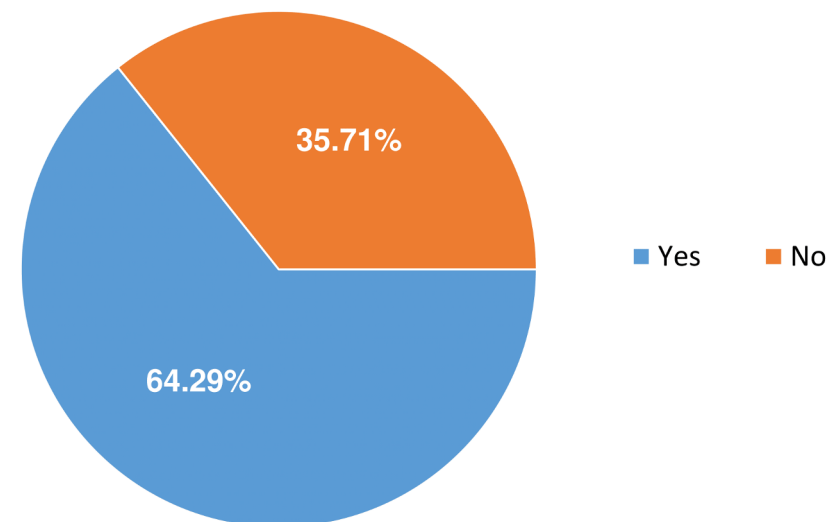
CAIRNS CAMPUS

With COVID-19 forcing the cancellation of Gunyarra Cup, did this impact the overall experience?



Answer Choice	Responses
Yes	9
No	5
No – I was not living on Campus in 2020	4
Total	18

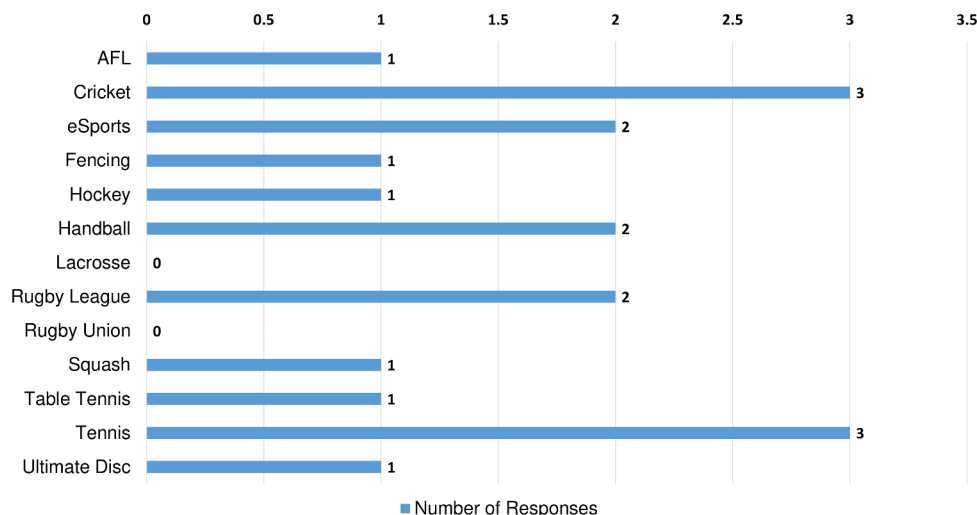
Results after removing those respondents who were not living on campus in 2020.



Answer Choice	Responses
Yes	9
No	5
Total	14

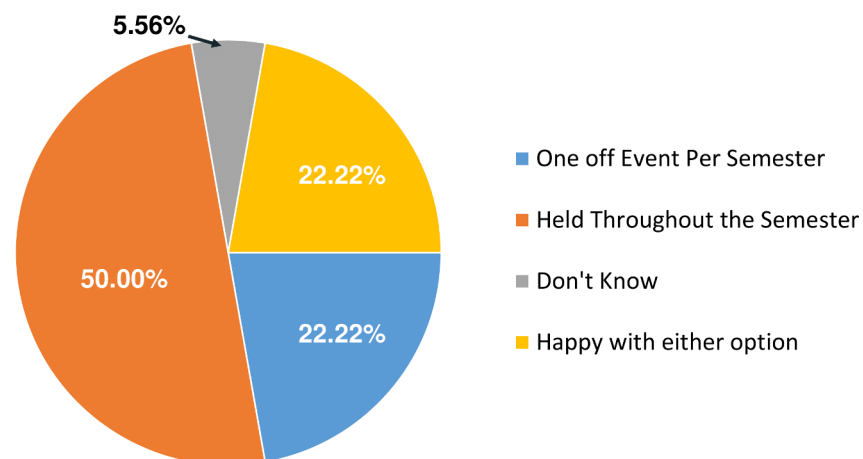
CAIRNS CAMPUS

If JCUSA Sport were to include/replace a sport, which sport would you prefer?



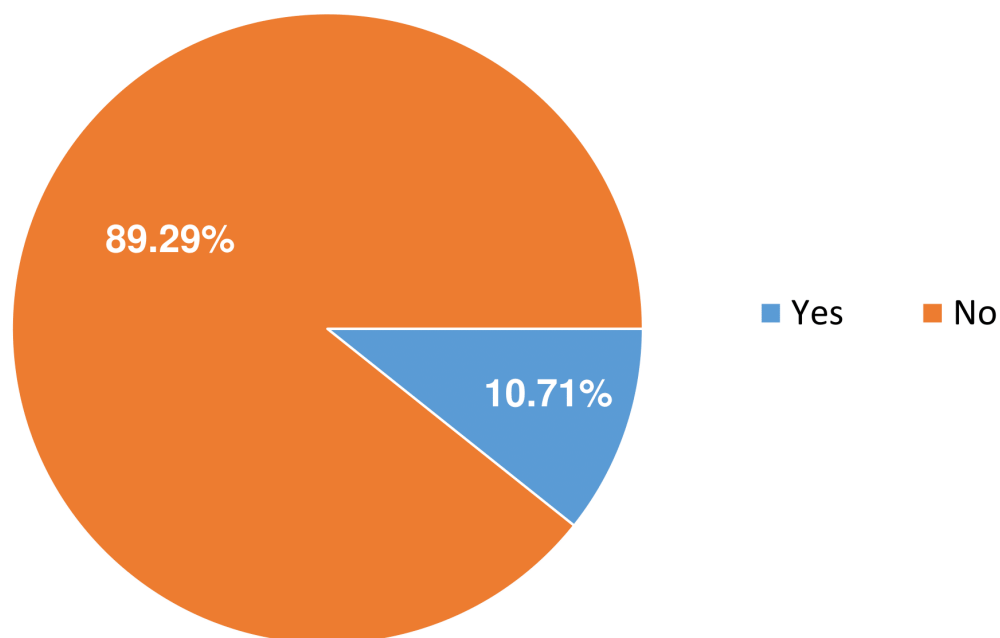
Answer Choice	Responses
AFL	5.56%
Cricket	16.67%
eSports	11.11%
Fencing	5.56%
Hockey	5.56%
Handball	11.11%
Lacrosse	0.00%
Rugby League	11.11%
Rugby Union	0.00%
Squash	5.56%
Table Tennis	5.56%
Tennis	16.67%
Ultimate Disc	5.56%
Responses	18

Do you prefer the Gunyarra Cup to be a one off event per semester or a competition held throughout the semester?

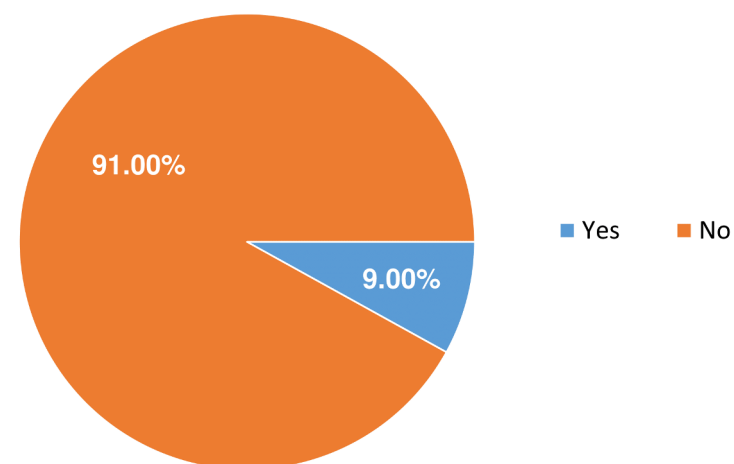


Answer Choice	Responses
One off Event Per Semester	4
Held Throughout the Semester	9
Don't Know	1
Happy with either option	4
Total	18

Are you currently involved with a current affiliated JCU Sporting Club?



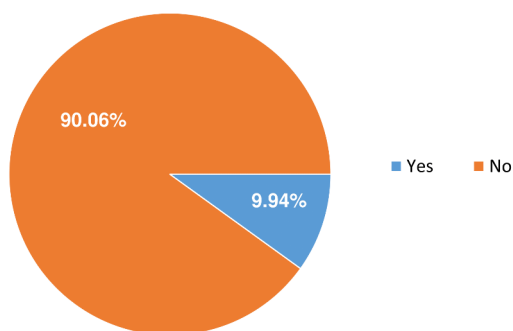
After identifying in the question 'Which JCU Affiliated sporting club(s) are you currently a member of?', 6 participants (4 from Townsville and 2 from Cairns) named clubs that are not an affiliated JCU Sporting Club. Therefore we have reclassified those 6 participants answers.



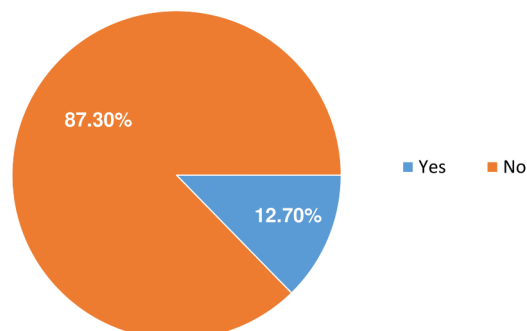
Are you currently involved with a current affiliated JCU Sporting Club?

ORIGINAL RESULTS

TOWNSVILLE



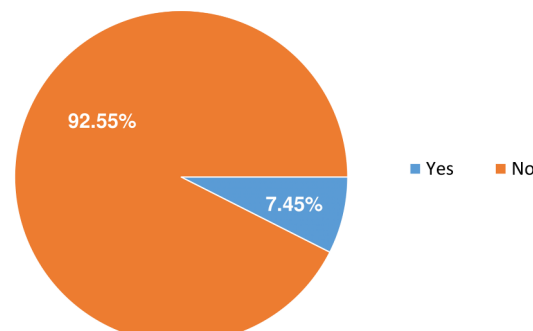
CAIRNS



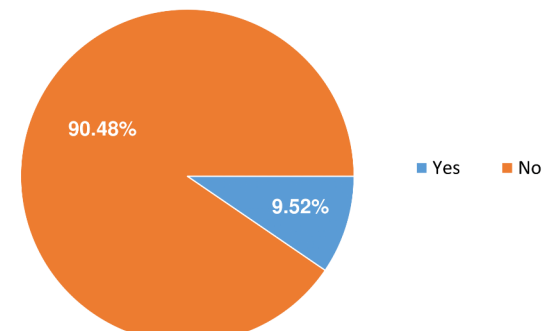
RECLASSIFICATION RESULTS

4 results from Townsville, 2 from Cairns

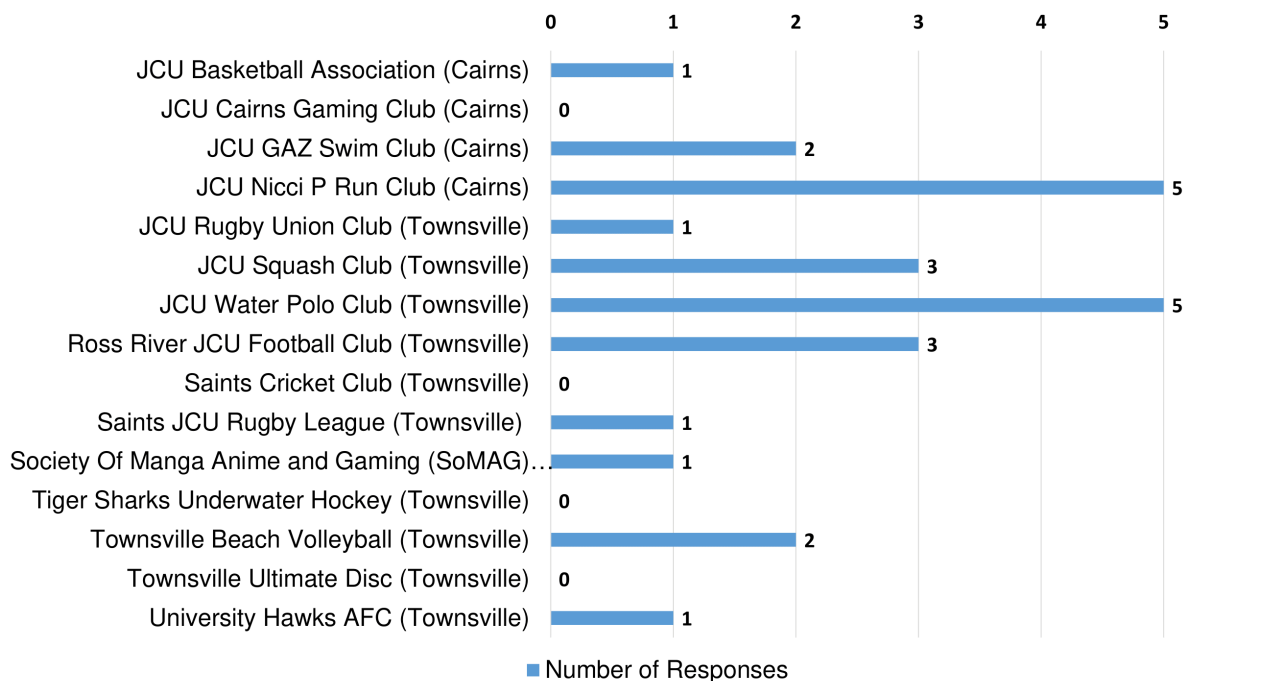
TOWNSVILLE



CAIRNS



Which JCU Affiliated sporting club(s) are you currently a member of?

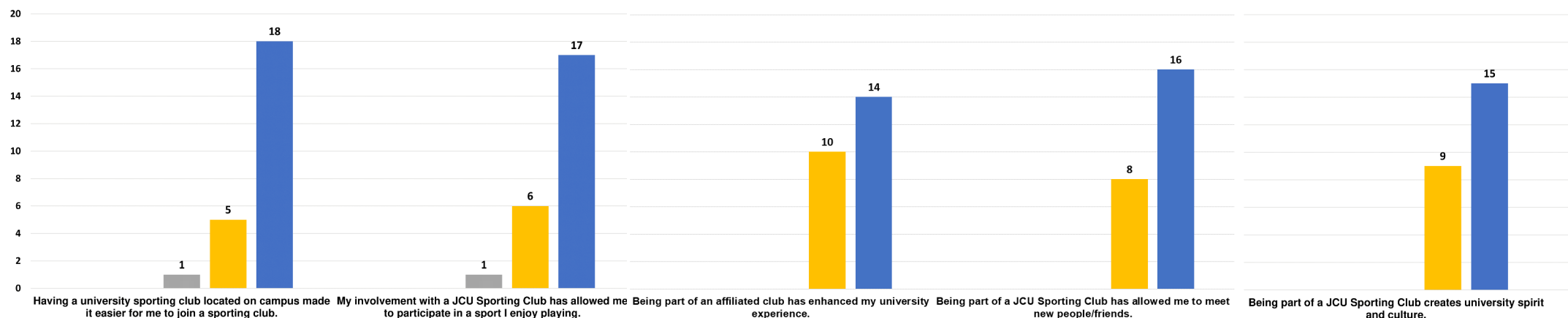


Note: These results and percentages are based on the reclassification results.

Answer Choice	Responses
JCU Basketball Association (Cairns)	5.56%
JCU Cairns Gaming Club (Cairns)	0.00%
JCU GAZ Swim Club (Cairns)	11.11%
JCU Nicci P Run Club (Cairns)	27.78%
JCU Rugby Union Club (Townsville)	5.56%
JCU Squash Club (Townsville)	16.67%
JCU Water Polo Club (Townsville)	27.78%
Ross River JCU Football Club (Townsville)	16.67%
Saints Cricket Club (Townsville)	0.00%
Saints JCU Rugby League (Townsville)	5.56%
Society Of Manga Anime and Gaming (SoMAG) (Townsville)	5.56%
Tiger Sharks Underwater Hockey (Townsville)	0.00%
Townsville Beach Volleyball (Townsville)	11.11%
Townsville Ultimate Disc (Townsville)	0.00%
University Hawks AFC (Townsville)	5.56%
Responses	18

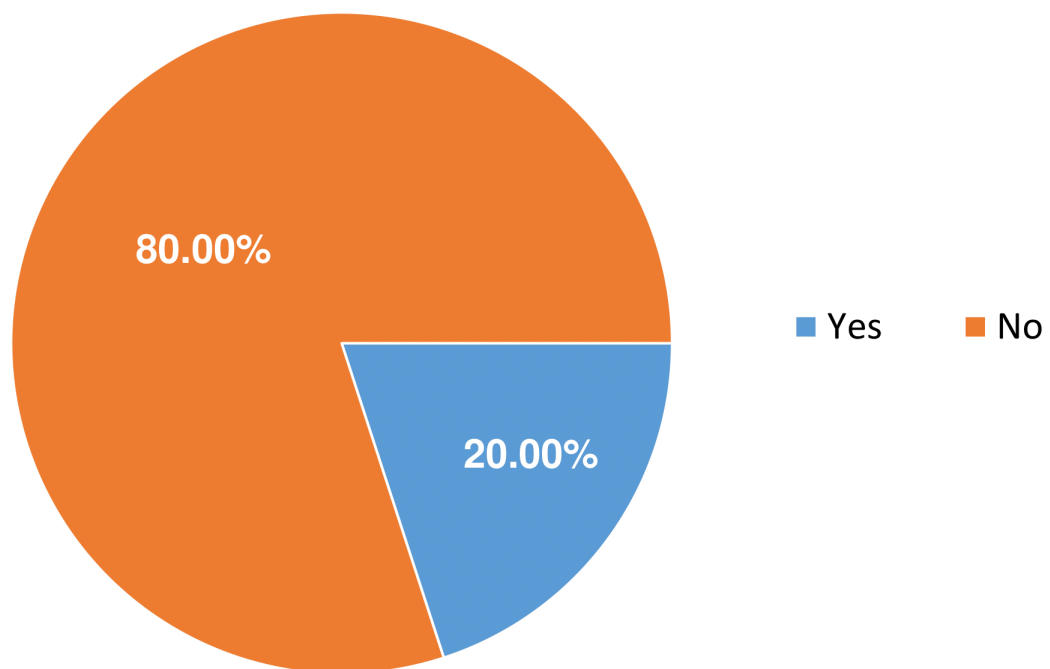
On a scale from 1-5, rank the following statements?

■ Strongly Disagree ■ Disagree ■ Neutral ■ Agree ■ Strongly Agree



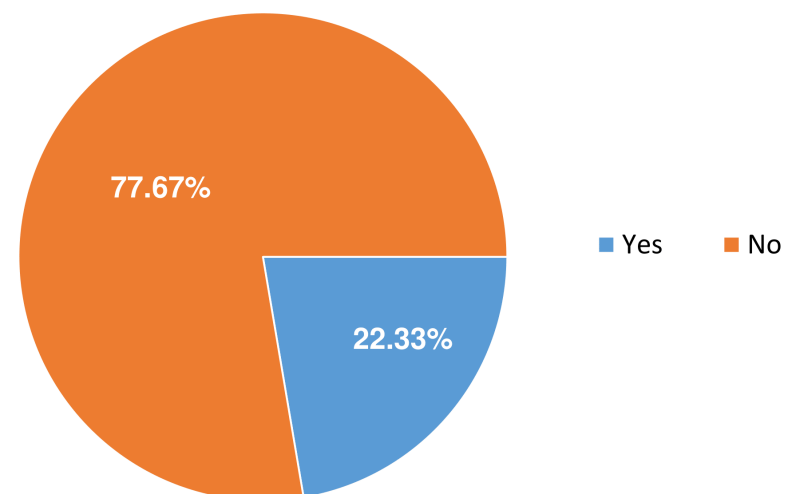
Statement	Responses					Mean Rating	Median Rating
	1	2	3	4	5		
Having a university sporting club located on campus made it easier for me to join a sporting club.	0.00%	0.00%	4.17%	20.83%	75.00%	4.71	5
My involvement with a JCU Sporting Club has allowed me to participate in a sport I enjoy playing.	0.00%	0.00%	4.17%	25.00%	70.83%	4.67	5
Being part of a JCU Sporting Club has allowed me to meet new people/friends.	0.00%	0.00%	0.00%	41.67%	58.33%	4.58	5
Being part of a JCU Sporting Club creates university spirit and culture.	0.00%	0.00%	0.00%	33.33%	66.67%	4.67	5
Being part of a JCU Sporting Club creates university spirit and culture.	0.00%	0.00%	0.00%	37.50%	62.50%	4.63	5
Respondents	24						

Are you currently involved with a sporting club outside JCU?



Answer Choice	Responses
Yes	40
No	160
Total	200

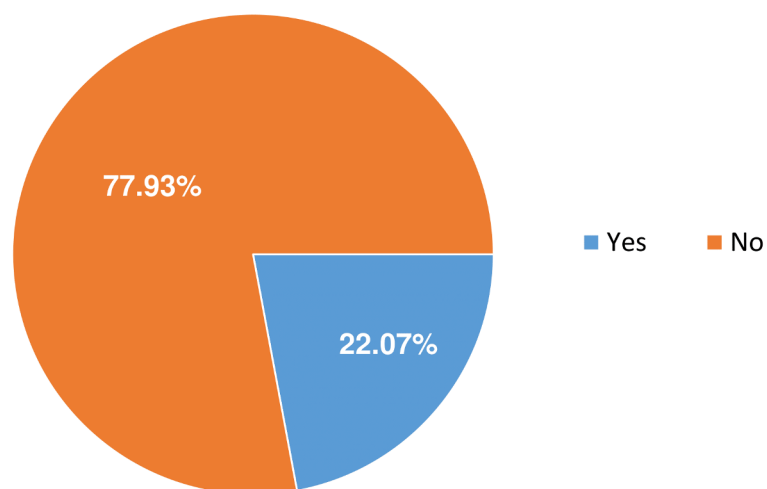
After reclassifying 6 responses.



Answer Choice	Responses
Yes	46
No	160
Total	206

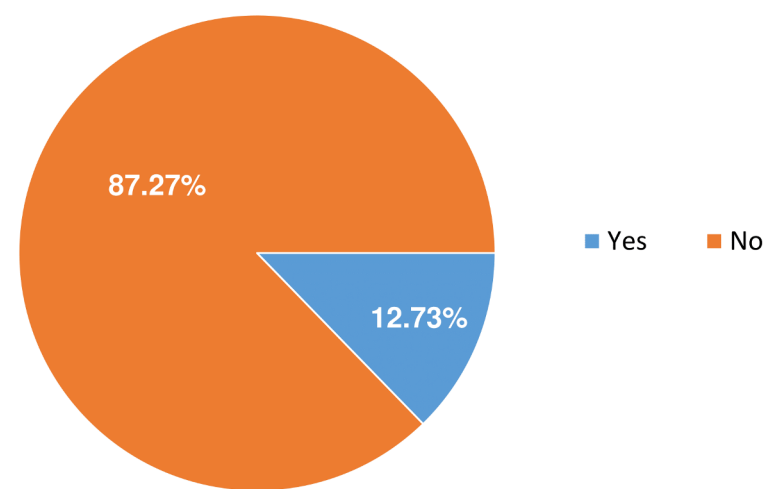
Are you currently involved with a sporting club outside JCU?

TOWNSVILLE



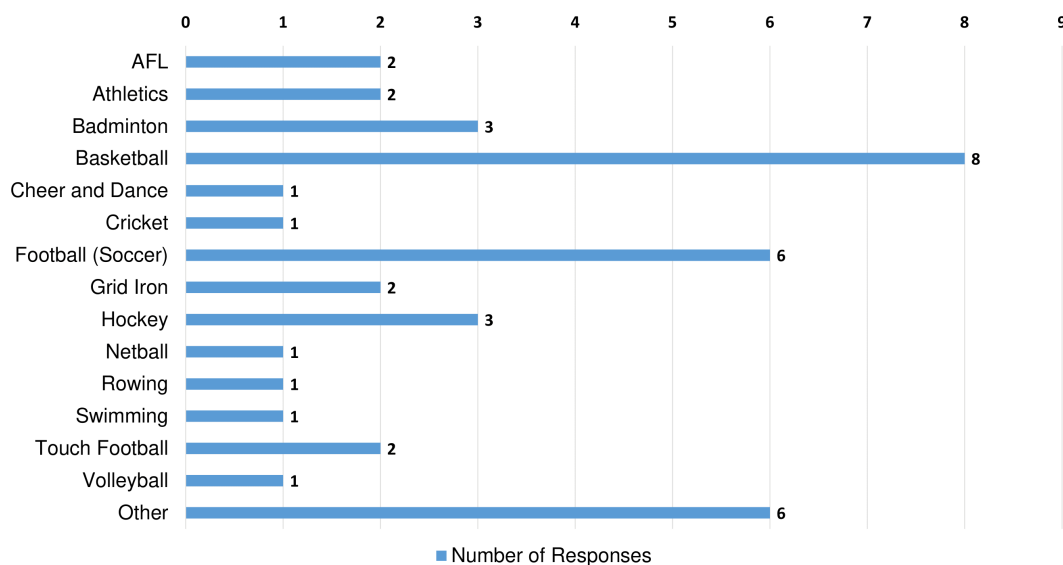
Answer Choice	Responses
Yes	32
No	113
Total	145

CAIRNS



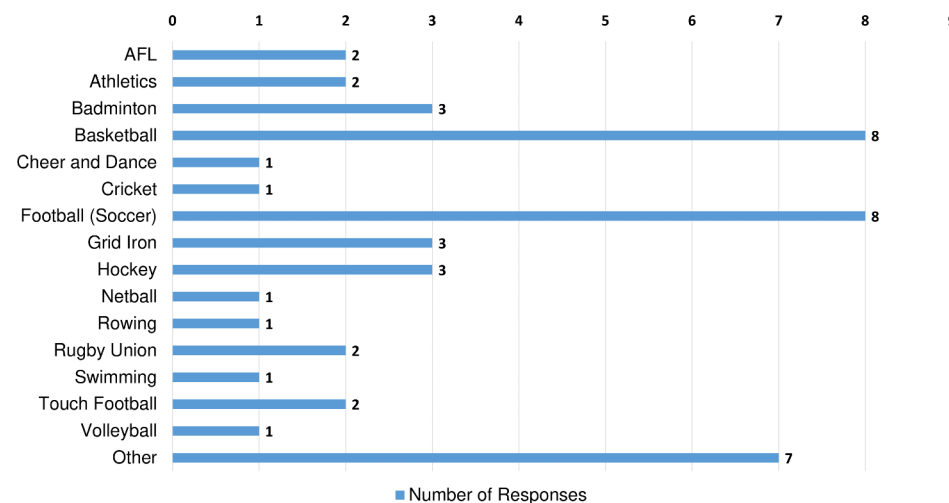
Answer Choice	Responses
Yes	7
No	48
Total	55

What sport does your club play?



Answer Choice	Responses
AFL	5.00%
Athletics	5.00%
Badminton	7.50%
Basketball	20.00%
Cheer and Dance	2.50%
Cricket	2.50%
Football (Soccer)	15.00%
Grid Iron	5.00%
Hockey	7.50%
Netball	2.50%
Rowing	2.50%
Swimming	2.50%
Touch Football	5.00%
Volleyball	2.50%
Other	15.00%
Responses	40

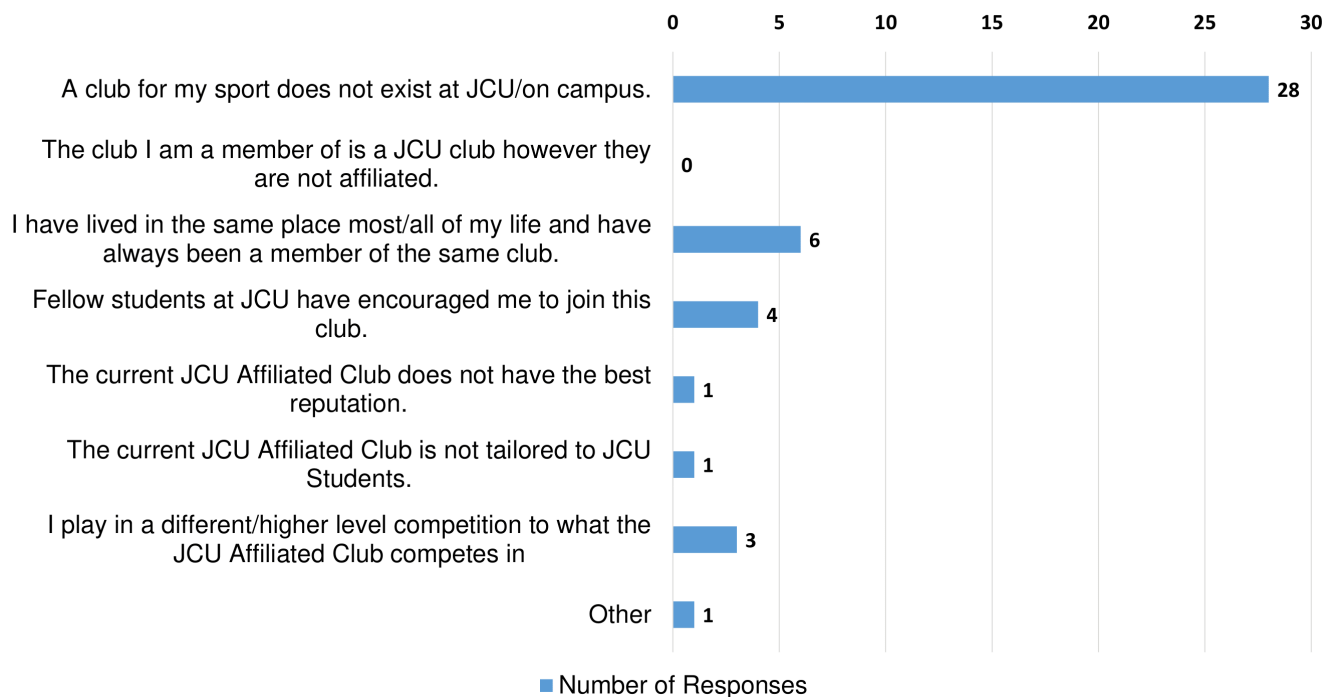
After reclassifying 6 responses.



Answer Choice	Responses
AFL	4.35%
Athletics	4.35%
Badminton	6.52%
Basketball	17.39%
Cheer and Dance	2.17%
Cricket	2.17%
Football (Soccer)	17.39%
Grid Iron	6.52%
Hockey	6.52%
Netball	2.17%
Rowing	2.17%
Rugby Union	4.35%
Swimming	2.17%
Touch Football	4.35%
Volleyball	2.17%
Other	15.22%
Responses	46

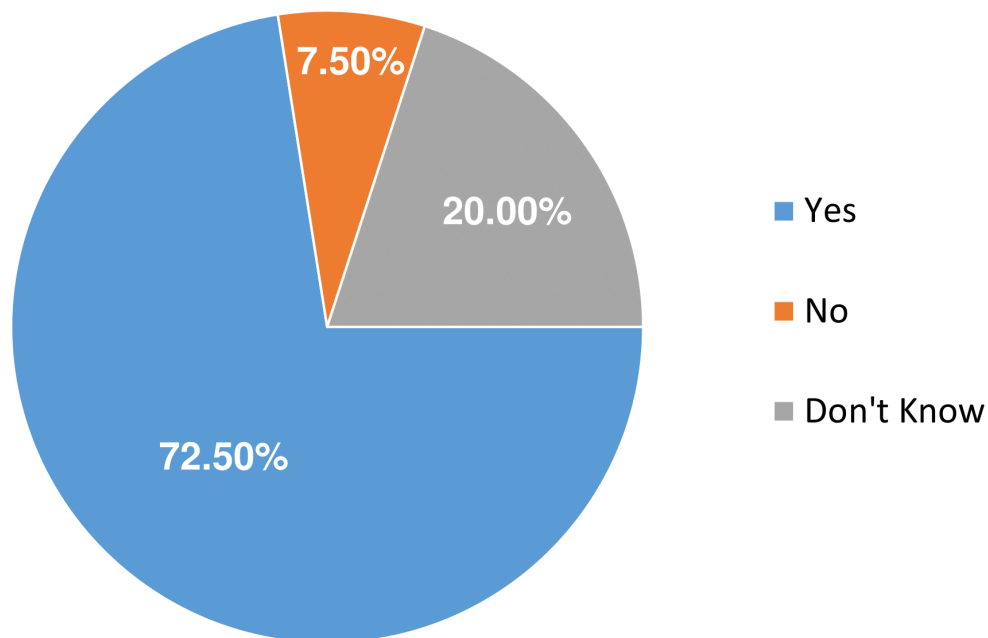
What are the reason(s) why you are not involved with a current JCU Affiliated Sporting Club?

(Tick as many as applied)

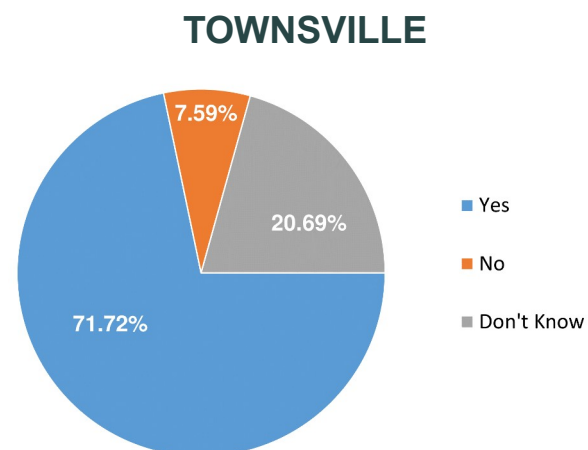


Answer Choice	Responses
A club for my sport does not exist at JCU/on campus.	70.00%
The club I am a member of is a JCU club however they are not affiliated.	0.00%
I have lived in the same place most/all of my life and have always been a member of the same club.	15.00%
Fellow students at JCU have encouraged me to join this club.	10.00%
The current JCU Affiliated Club does not have the best reputation.	2.50%
The current JCU Affiliated Club is not tailored to JCU Students.	2.50%
I play in a different/higher level competition to what the JCU Affiliated Club competes in	7.50%
Other	2.50%
Responses	40

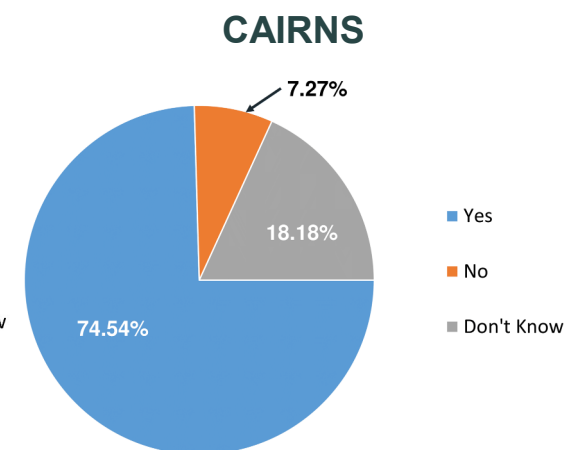
If there was a JCU sporting club located on campus tailored to your sport, are you more likely to join that club?



Answer Choice	Responses
Yes	145
No	15
Don't Know	40
Total	200

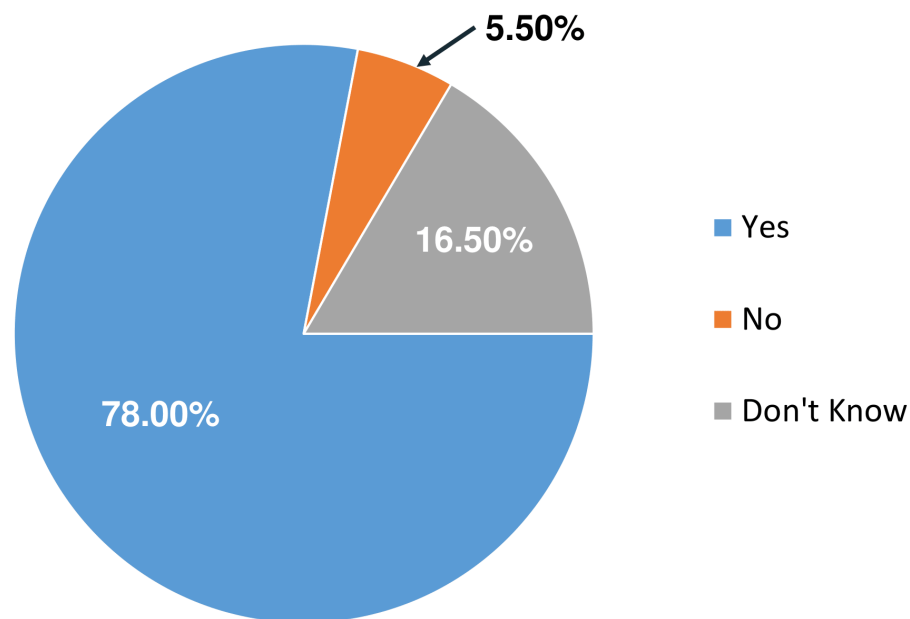


Answer Choice	Responses
Yes	104
No	11
Don't Know	30
Total	145

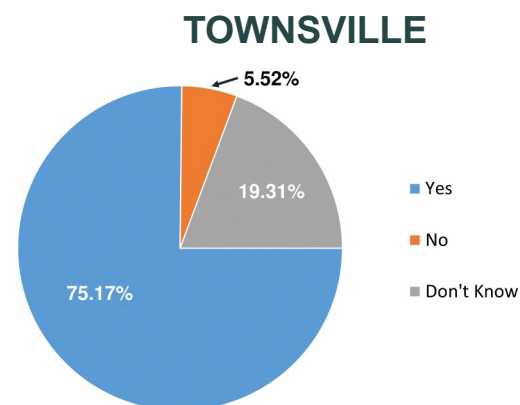


Answer Choice	Responses
Yes	41
No	4
Don't Know	10
Total	55

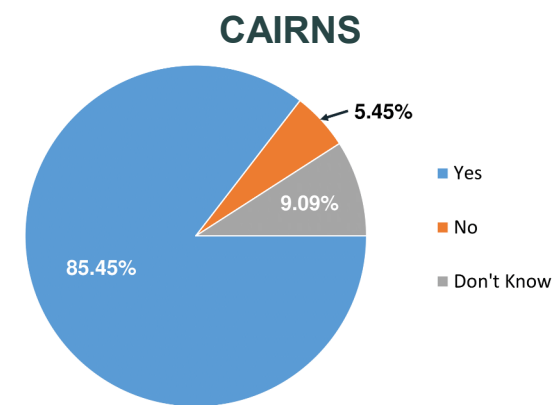
If we have a facility based on campus for your sport, are you more likely to join the JCU Sporting Club?



Answer Choice	Responses
Yes	156
No	11
Don't Know	33
Total	200

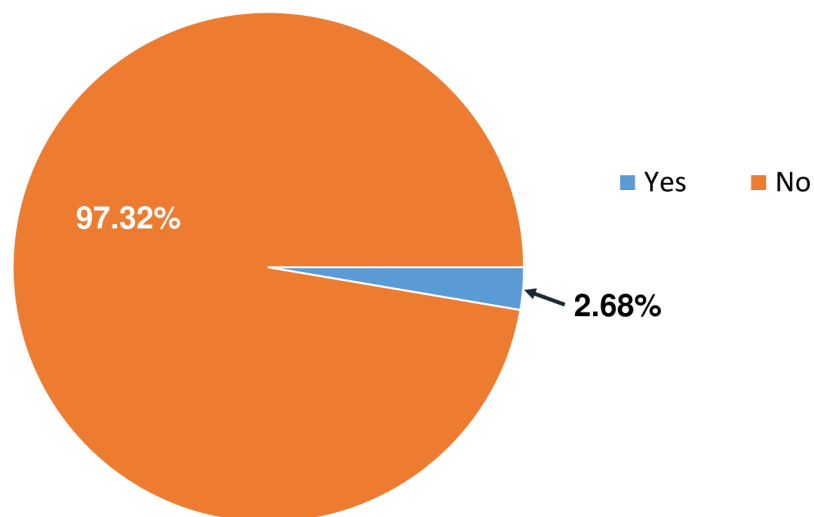


Answer Choice	Responses
Yes	109
No	8
Don't Know	28
Total	145



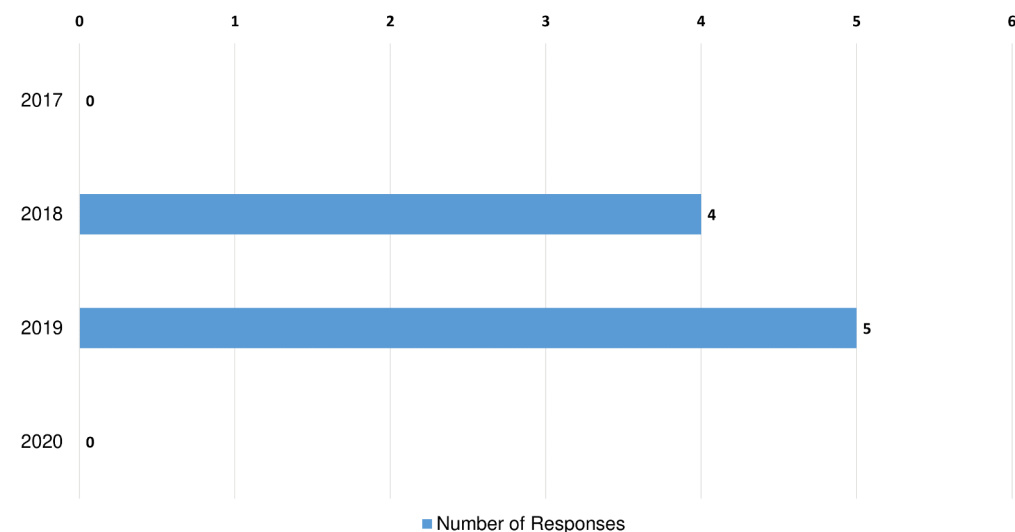
Answer Choice	Responses
Yes	47
No	3
Don't Know	5
Total	55

Have you previously competed for JCU at UniSport Nationals? (Formally known as Australian University Games)



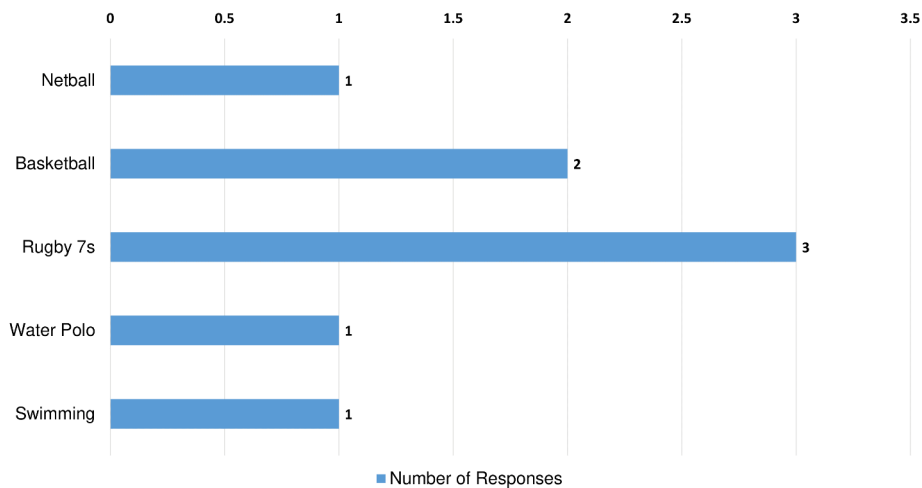
Answer Choice	Responses
Yes	6
No	218
Total	224

What year(s) did you compete at Nationals?



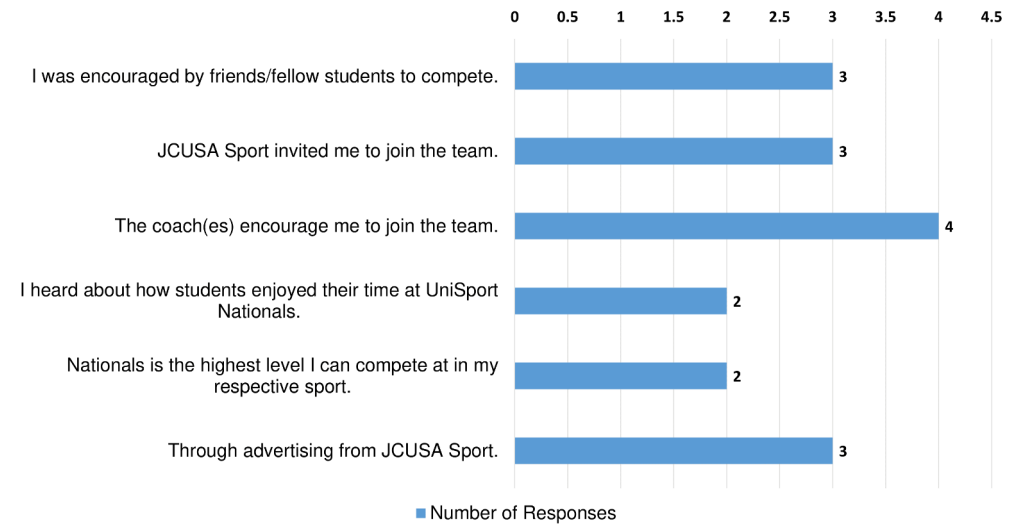
Answer Choice	Responses
2017	0.00%
2018	66.67%
2019	83.33%
2020	0.00%
Total	6

Which sport(s) did you represent JCU at UniSport Nationals?



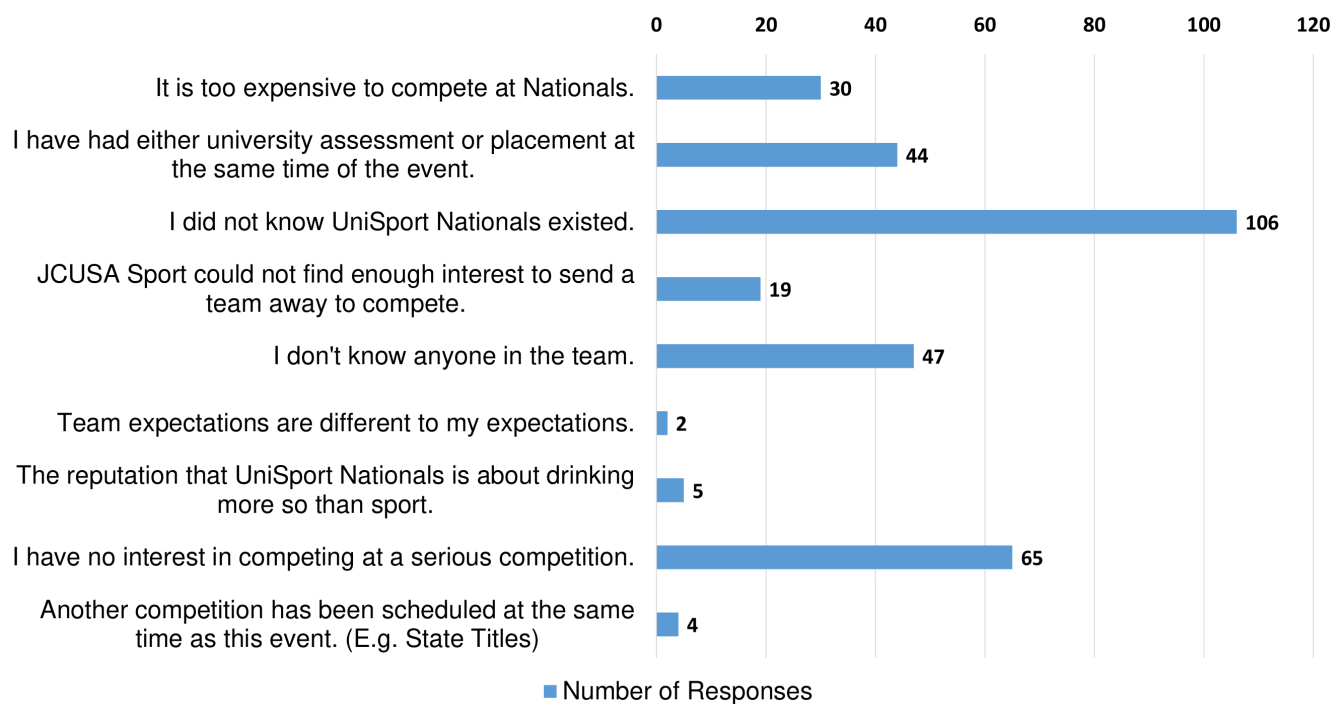
Answer Choice	Responses
Netball	16.67%
Basketball	33.33%
Rugby 7s	50.00%
Water Polo	16.67%
Swimming	16.67%
Total	6

Why did you decide to compete at UniSport Nationals?



Answer Choice	Responses
I was encouraged by friends/fellow students to compete.	50.00%
JCUSA Sport invited me to join the team.	50.00%
The coach(es) encourage me to join the team.	66.67%
I heard about how students enjoyed their time at UniSport Nationals.	33.33%
Nationals is the highest level I can compete at in my respective sport.	33.33%
Through advertising from JCUSA Sport.	50.00%
Total	6

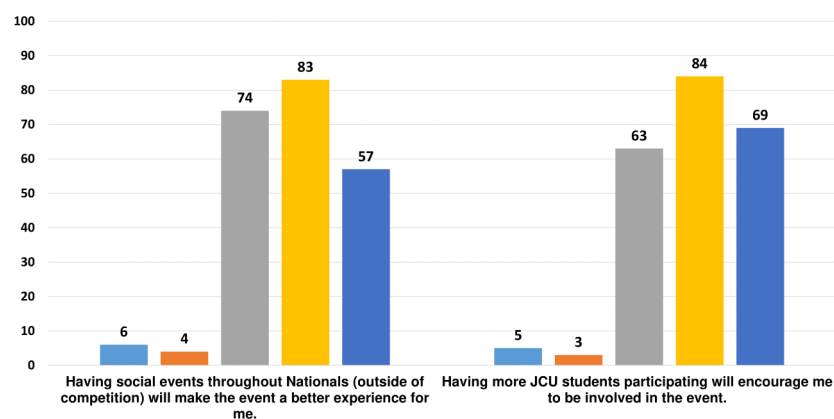
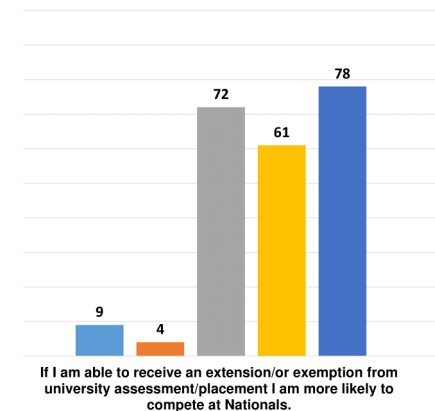
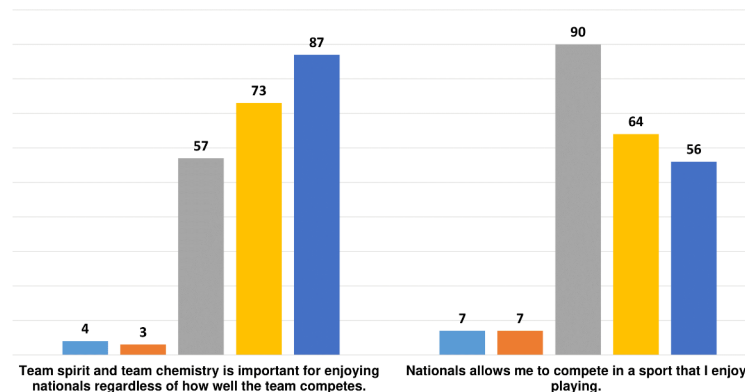
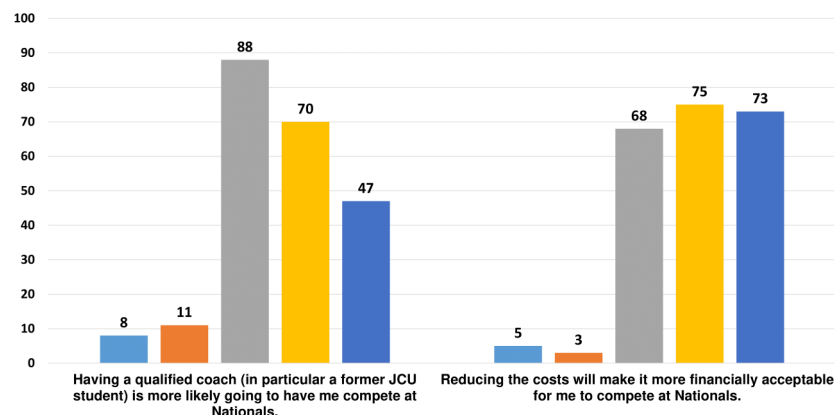
What are the reason(s) why you have not participated at UniSport Nationals?



Answer Choice	Responses
It is too expensive to compete at Nationals.	13.76%
I have had either university assessment or placement at the same time of the event.	20.18%
I did not know UniSport Nationals existed.	48.62%
JCUSA Sport could not find enough interest to send a team away to compete.	8.72%
I don't know anyone in the team.	21.56%
Team expectations are different to my expectations.	0.92%
The reputation that UniSport Nationals is about drinking more so than sport.	2.29%
I have no interest in competing at a serious competition.	29.82%
Another competition has been scheduled at the same time as this event. (E.g. State Titles)	1.83%
Total	218

On a scale from 1-5, rank the following statements?

■ Strongly Disagree ■ Disagree ■ Neutral ■ Agree ■ Strongly Agree

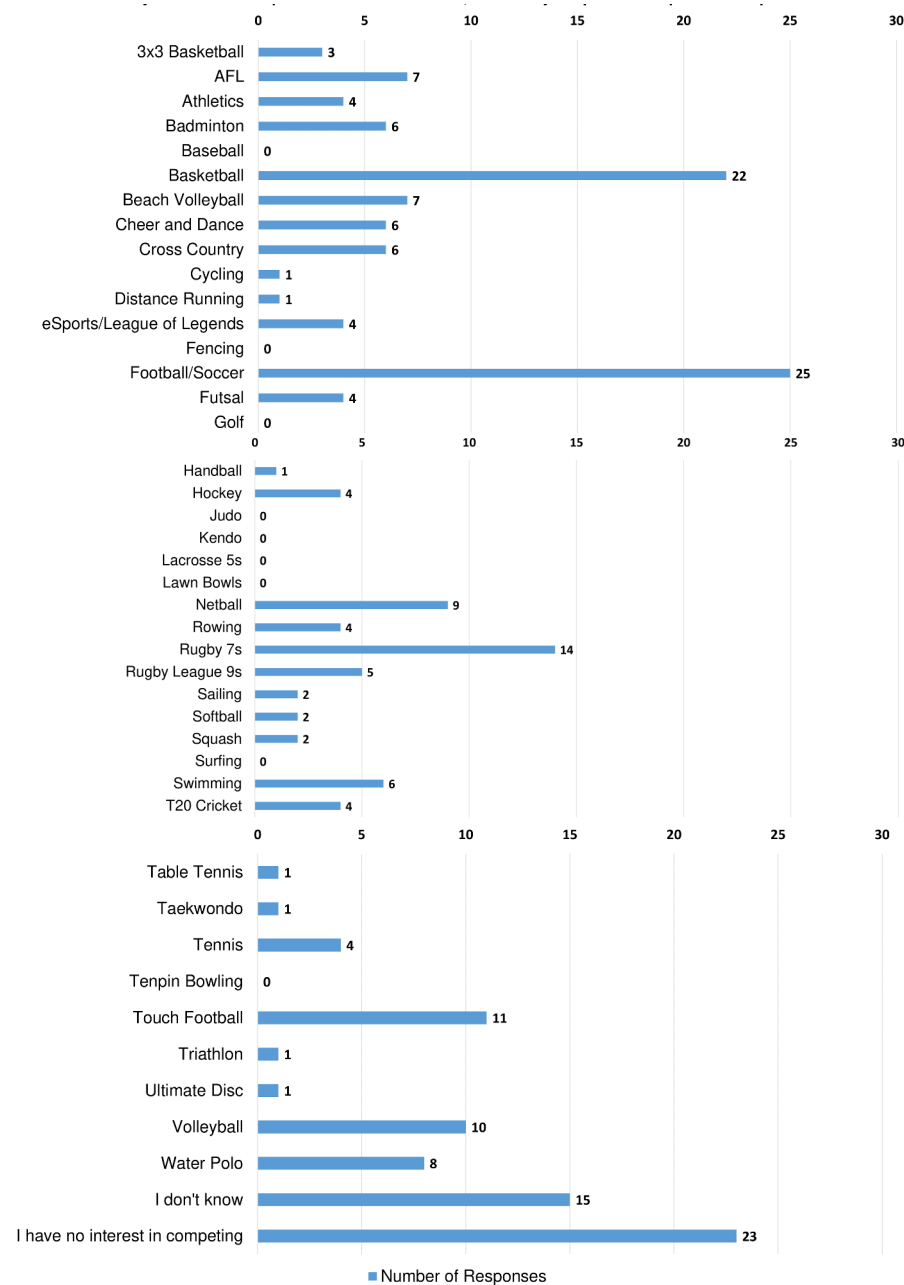


Statement	Responses					Mean Rating	Median Rating
	1	2	3	4	5		
Having a qualified coach (in particular a former JCU student) is more likely going to have me compete at Nationals.	3.57%	4.91%	39.29%	31.25%	20.98%	3.61	4
Reducing the costs will make it more financially acceptable for me to compete at Nationals.	2.23%	1.34%	30.36%	33.48%	32.58%	3.86	4
Having social events throughout Nationals (outside of competition) will make the event a better experience for me.	2.67%	1.79%	33.04%	37.05%	25.44%	3.81	4
Having more JCU students participating will encourage me to be involved in the event.	2.23%	1.34%	28.13%	37.50%	30.80%	3.93	4
Team spirit and team chemistry is important for enjoying nationals regardless of how well the team competes.	1.79%	1.34%	25.45%	32.58%	38.84%	4.05	4
Nationals allows me to compete in a sport that I enjoy playing.	3.13%	3.13%	40.18%	28.57%	25.00%	3.69	4
If I am able to receive an extension/or exemption from university assessment/placement I am more likely to compete at Nationals.	4.02%	1.79%	32.14%	27.23%	34.82%	3.87	4
Respondents	224						

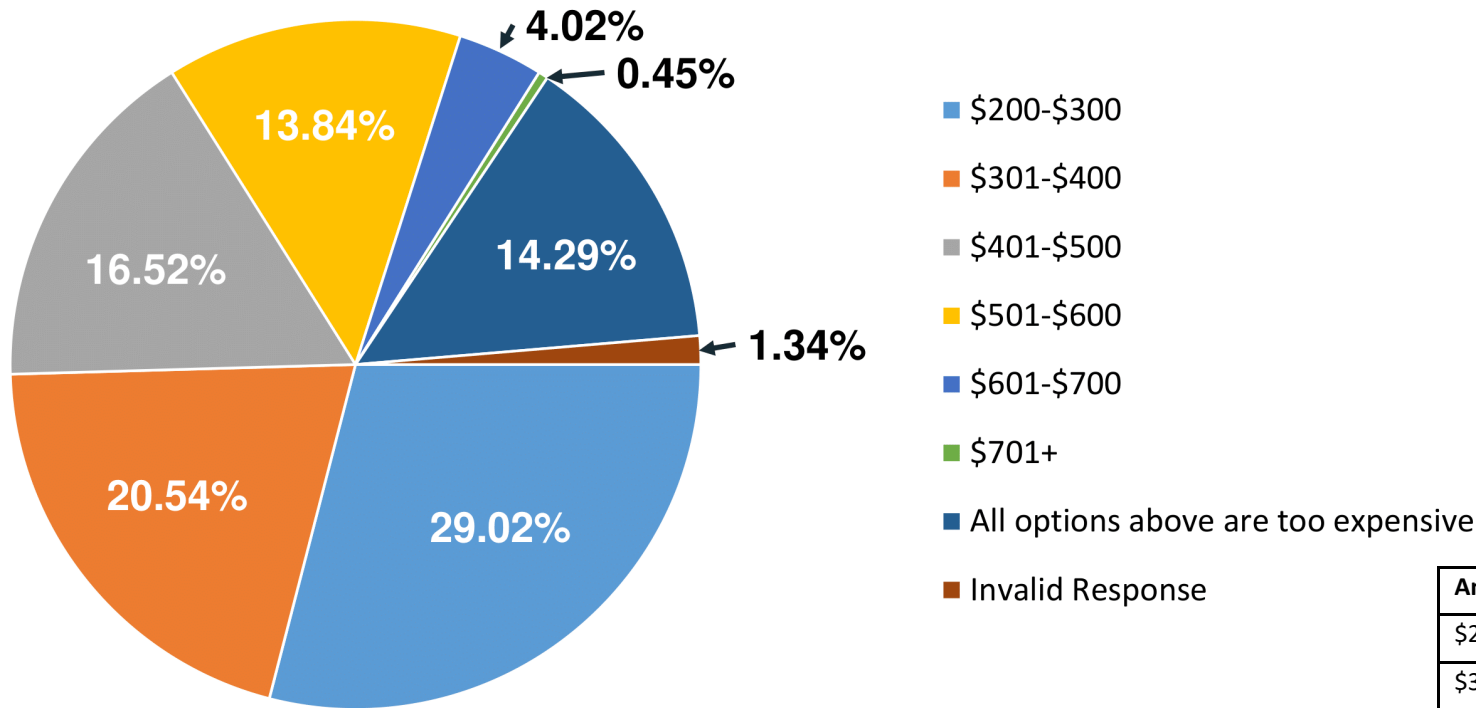
If you were to compete at Nationals in 2021, which is your preferred sport to compete in?

Answer Choice	Responses
3x3 Basketball	1.34%
AFL	3.13%
Athletics	1.79%
Badminton	2.68%
Baseball	0.00%
Basketball	9.82%
Beach Volleyball	3.13%
Cheer and Dance	2.68%
Cross Country	2.68%
Cycling	0.45%
Distance Running	0.45%
eSports/League of Legends	1.79%
Fencing	0.00%
Football/Soccer	11.16%
Futsal	1.79%
Golf	0.00%
Handball	0.45%
Hockey	1.79%
Judo	0.00%
Kendo	0.00%
Lacrosse 5s	0.00%
Lawn Bowls	0.00%
Netball	4.02%
Rowing	1.79%
Rugby 7s	6.25%
Rugby League 9s	2.23%
Sailing	0.89%
Softball	0.89%
Squash	0.89%
Surfing	0.00%
Swimming	2.68%
T20 Cricket	1.79%

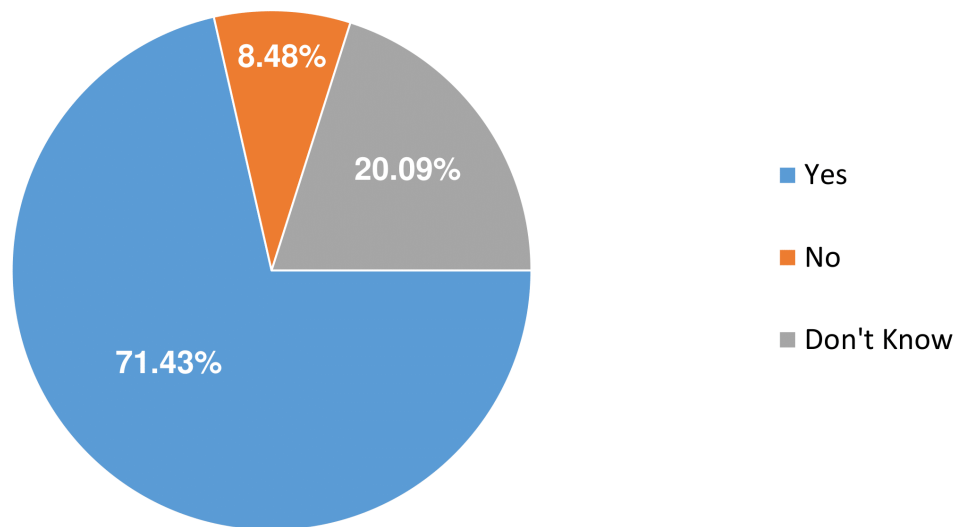
Table Tennis	0.45%
Taekwondo	0.45%
Tennis	1.79%
Tenpin Bowling	0.00%
Touch Football	4.91%
Triathlon	0.45%
Ultimate Disc	0.45%
Volleyball	4.46%
Water Polo	3.57%
I don't know	6.70%
I have no interest in competing	10.27%
Responses	224



What would be a reasonable amount to pay to compete at Nationals? (This is based on the competition being a week event. Costs include registration, uniforms, flights and accommodation.)

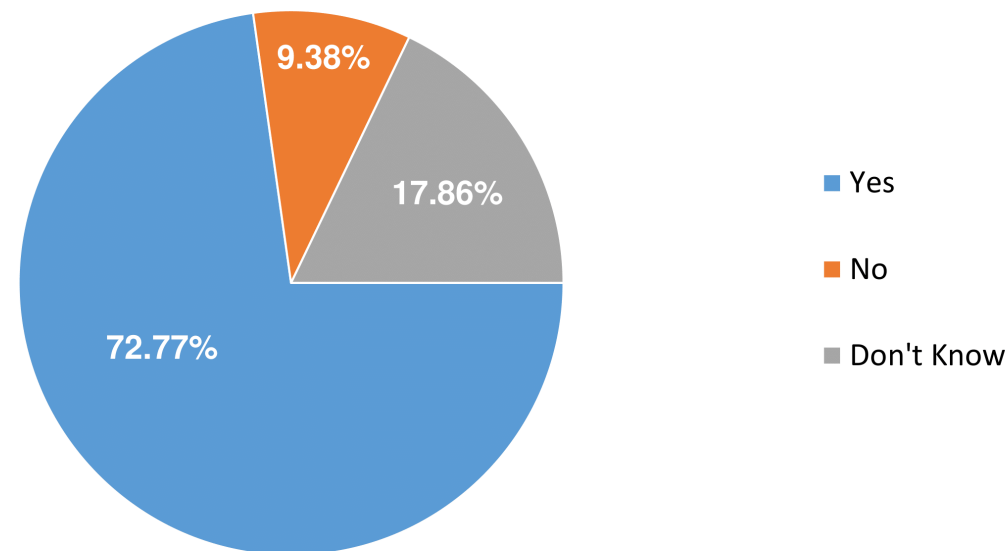


If there were more events held on campus where you can represent JCU in your chosen sport, would you participate/compete?



Answer Choice	Responses
Yes	160
No	19
Don't Know	45
Total	224

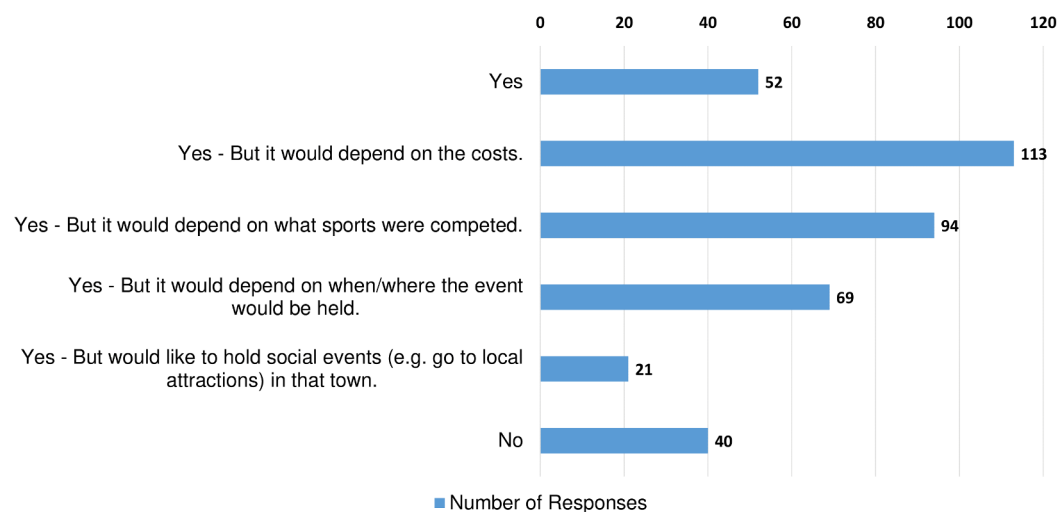
If other universities came to Townsville or Cairns to compete against JCU, would you participate?



Answer Choice	Responses
Yes	163
No	21
Don't Know	40
Total	224

If JCUSA Sport were to take JCU teams to different towns throughout North Queensland (e.g. Mackay, Mount Isa, Atherton), would you participate?

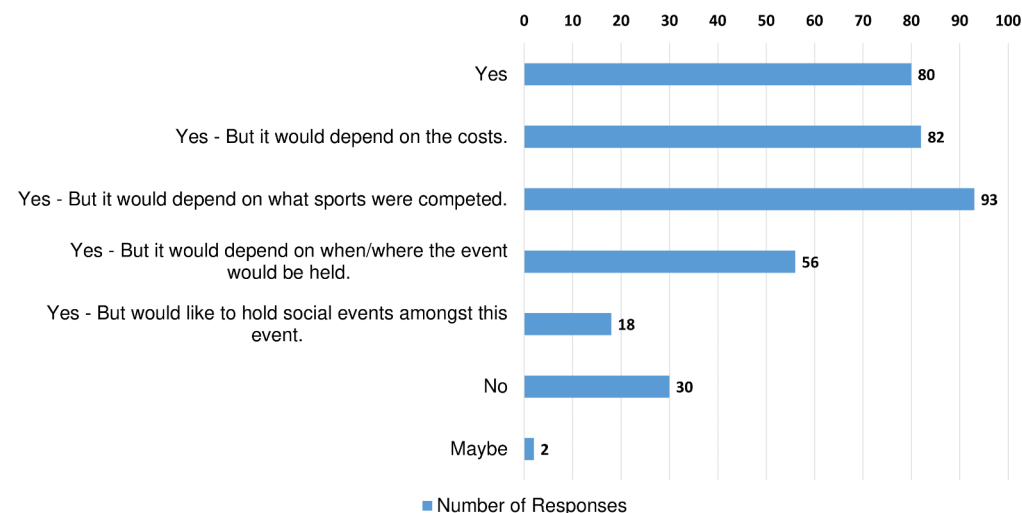
(Multiple options were available)



Answer Choice	Responses
Yes	23.21%
Yes - But it would depend on the costs.	50.45%
Yes - But it would depend on what sports were competed.	41.96%
Yes - But it would depend on when/where the event would be held.	30.80%
Yes - But would like to hold social events (e.g. go to local attractions) in that town.	9.38%
No	17.86%
Total	224

If JCUSA Sport were to hold an intercampus competition (Cairns v Townsville), would you be involved?

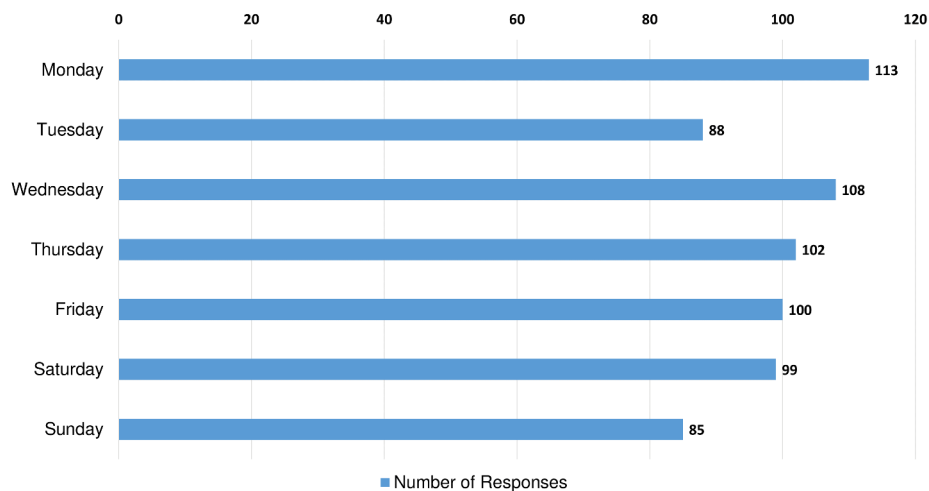
(Multiple options were available)



Answer Choice	Responses
Yes	35.71%
Yes - But it would depend on the costs.	36.61%
Yes - But it would depend on what sports were competed.	41.52%
Yes - But it would depend on when/where the event would be held.	25.00%
Yes - But would like to hold social events amongst this event.	8.04%
No	13.39%
Maybe	0.89%
Total	224

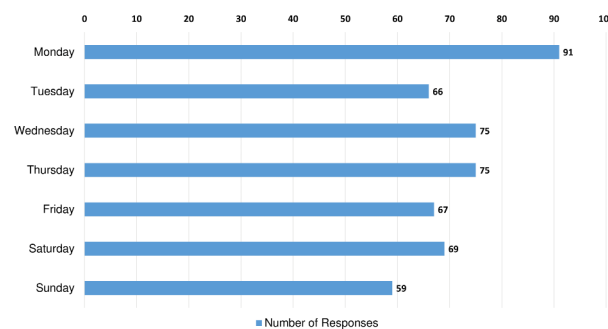
What day(s) of the week do you prefer to play sport at JCU?

(Multiple options were available)



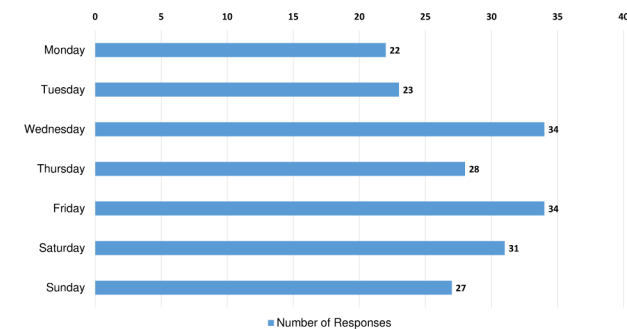
Answer Choice	Responses
Monday	50.45%
Tuesday	39.29%
Wednesday	48.21%
Thursday	45.54%
Friday	44.64%
Saturday	44.20%
Sunday	37.95%
Total	224

TOWNSVILLE



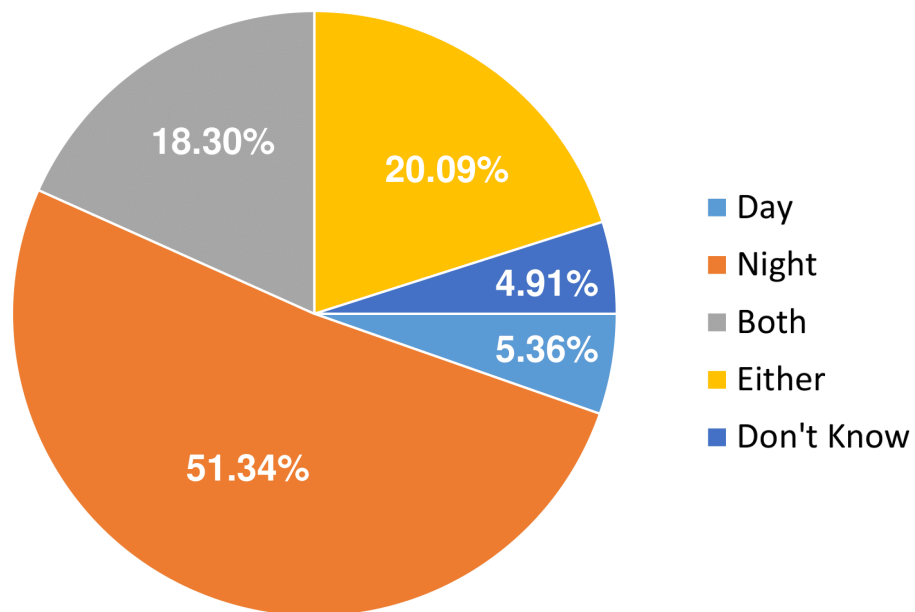
Answer Choice	Responses
Monday	56.52%
Tuesday	40.99%
Wednesday	46.58%
Thursday	46.58%
Friday	41.61%
Saturday	42.86%
Sunday	36.65%
Total	161

CAIRNS



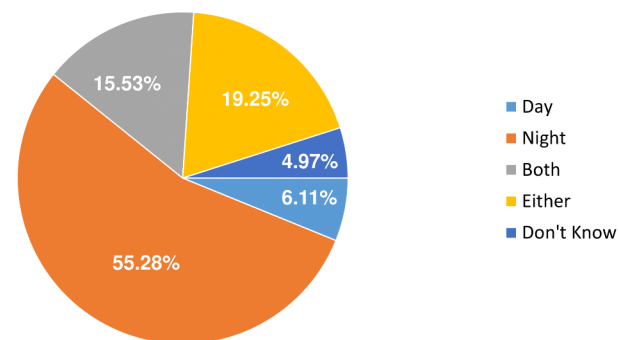
Answer Choice	Responses
Monday	34.92%
Tuesday	36.51%
Wednesday	53.97%
Thursday	44.44%
Friday	53.97%
Saturday	49.21%
Sunday	42.86%
Total	63

Do you prefer to play sport at JCU during the day or at night?



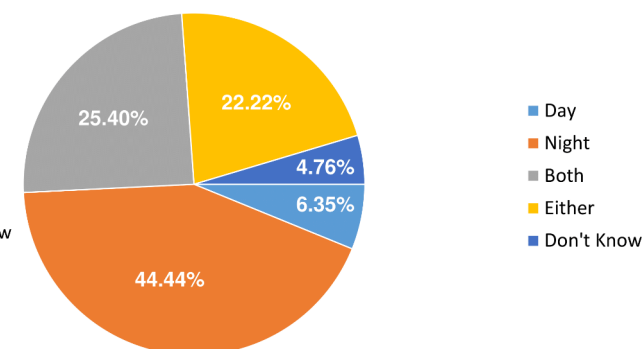
Answer Choice	Responses
Day	12
Night	115
Both	41
Either	45
Don't Know	11
Total	224

TOWNSVILLE



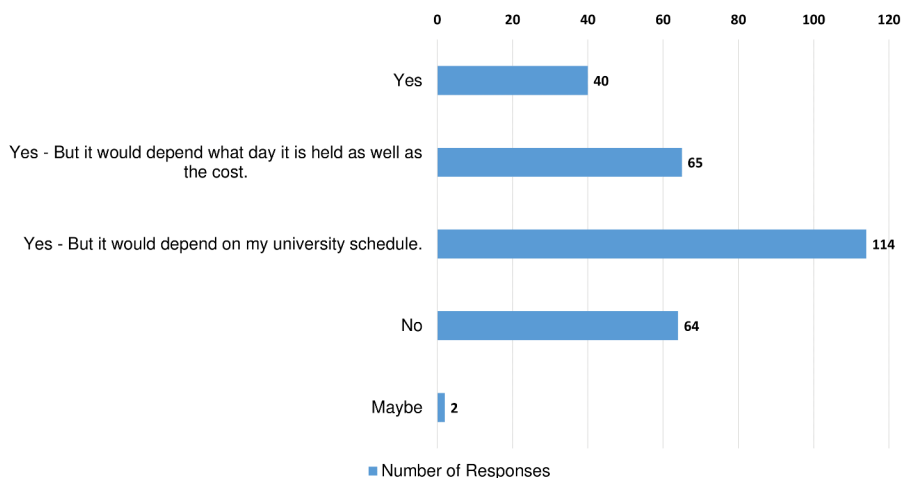
Answer Choice	Responses
Day	10
Night	89
Both	25
Either	31
Don't Know	8
Total	161

CAIRNS



Answer Choice	Responses
Day	4
Night	28
Both	16
Either	14
Don't Know	3
Total	63

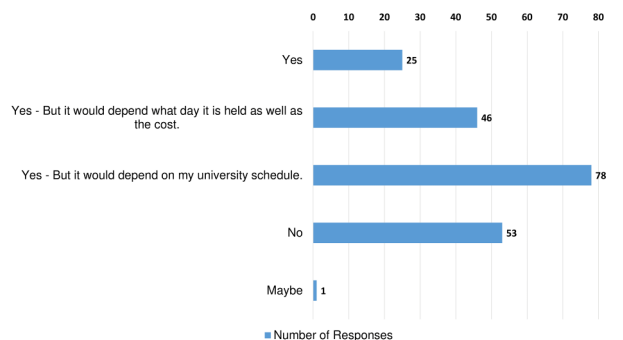
If JCUSA Sport were to hold Social Sport during the day, would you register/participate?



Answer Choice	Responses
Yes	17.86%
Yes - But it would depend what day it is held as well as the cost.	29.01%
Yes - But it would depend on my university schedule.	50.89%
No	28.57%
Maybe	0.89%
Total	224

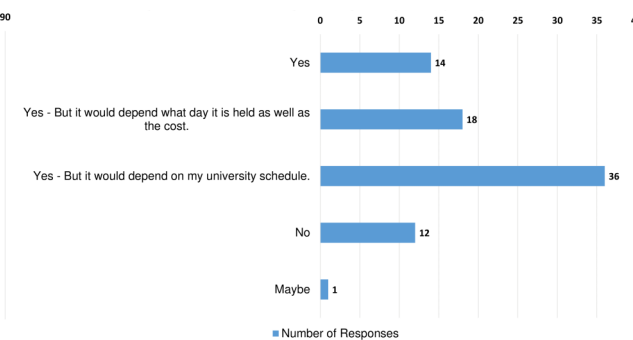


TOWNSVILLE



Answer Choice	Responses
Yes	15.53%
Yes - But it would depend what day it is held as well as the cost.	28.57%
Yes - But it would depend on my university schedule.	48.45%
No	32.91%
Maybe	0.62%
Total	161

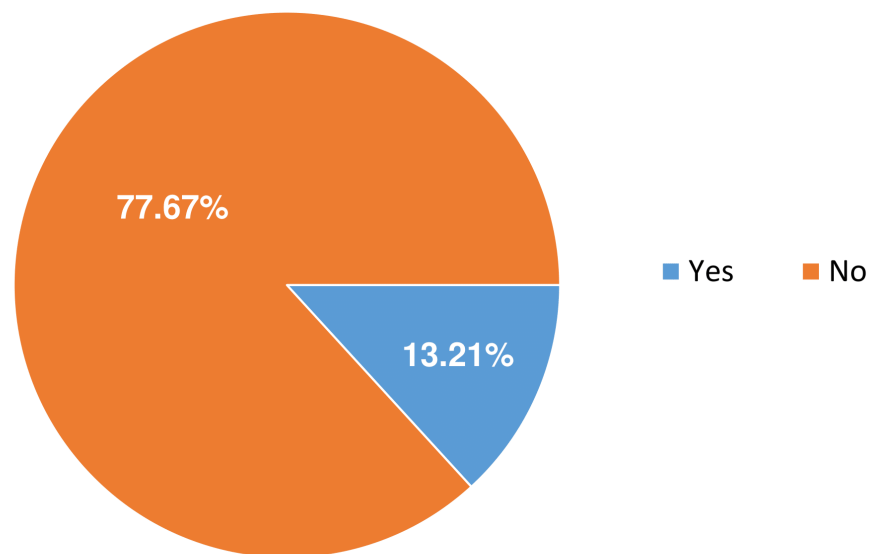
CAIRNS



Answer Choice	Responses
Yes	22.22%
Yes - But it would depend what day it is held as well as the cost.	28.57%
Yes - But it would depend on my university schedule.	57.14%
No	19.05%
Maybe	1.59%
Total	63

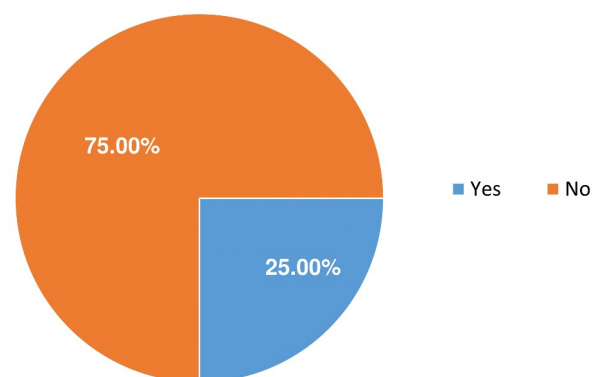
SERIOUS COMPETITORS RESULTS ONLY

Are you currently involved with a sporting club outside JCU?



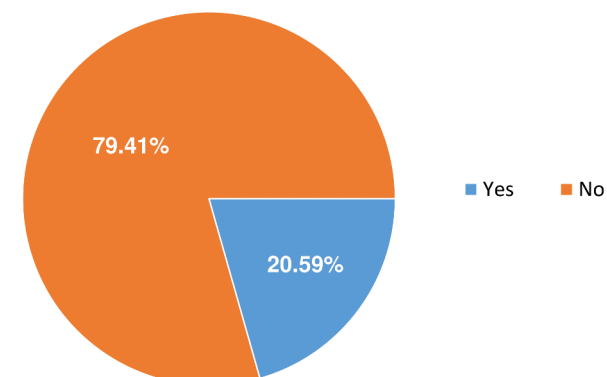
Answer Choice	Responses
Yes	21
No	138
Total	159

TOWNSVILLE



Answer Choice	Responses
Yes	26
No	78
Total	104

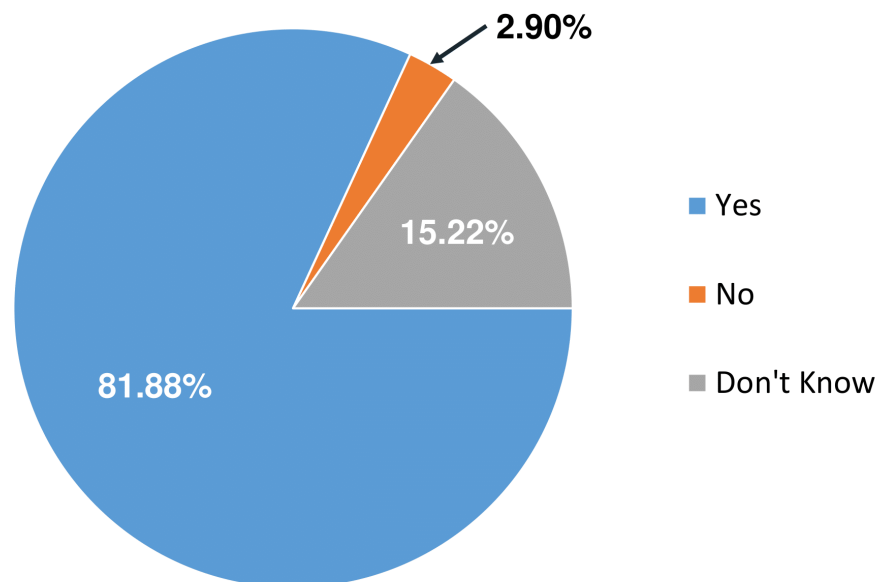
CAIRNS



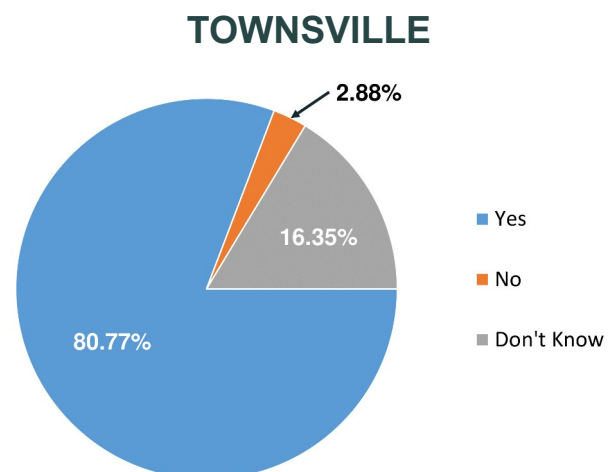
Answer Choice	Responses
Yes	7
No	27
Total	34

SERIOUS COMPETITORS RESULTS ONLY

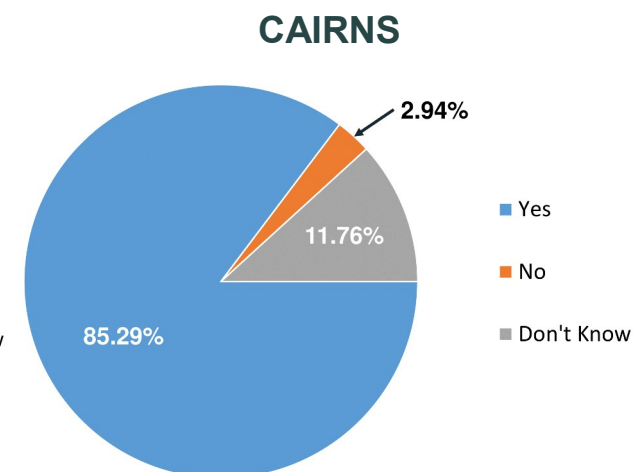
If there was a JCU sporting club located on campus tailored to your sport, are you more likely to join that club?



Answer Choice	Responses
Yes	113
No	4
Don't Know	21
Total	138



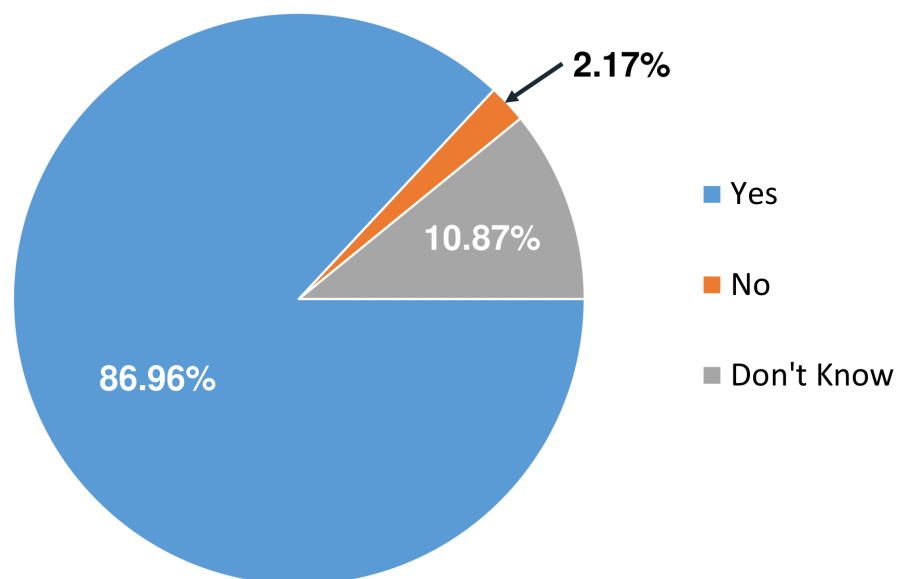
Answer Choice	Responses
Yes	84
No	3
Don't Know	17
Total	104



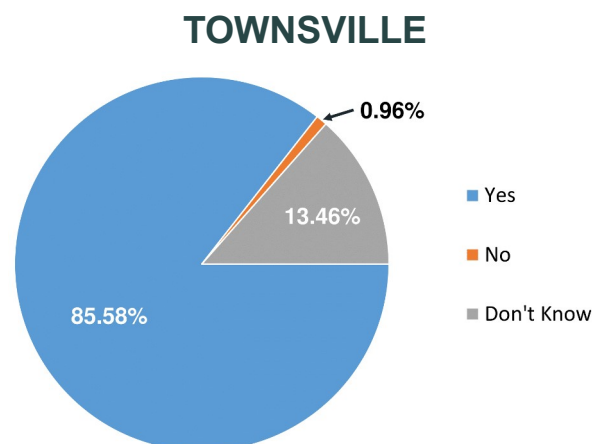
Answer Choice	Responses
Yes	29
No	1
Don't Know	4
Total	34

SERIOUS COMPETITORS RESULTS ONLY

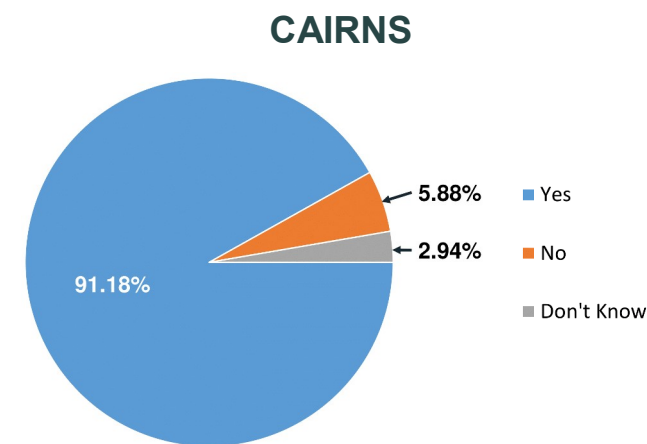
If we have a facility based on campus for your sport, are you more likely to join the JCU Sporting Club?



Answer Choice	Responses
Yes	120
No	3
Don't Know	15
Total	138



Answer Choice	Responses
Yes	89
No	1
Don't Know	14
Total	104

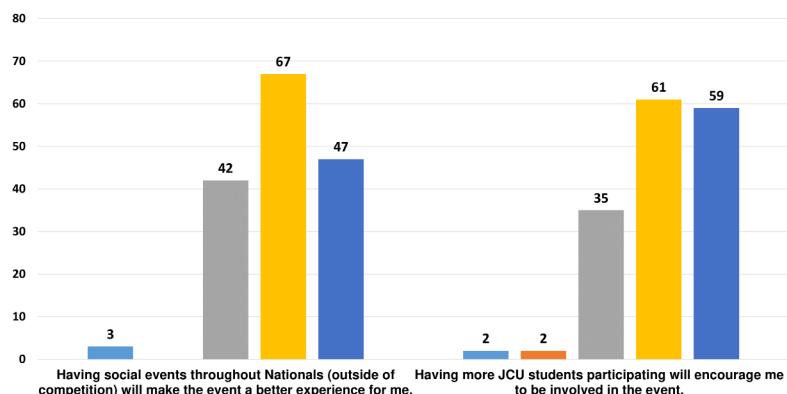
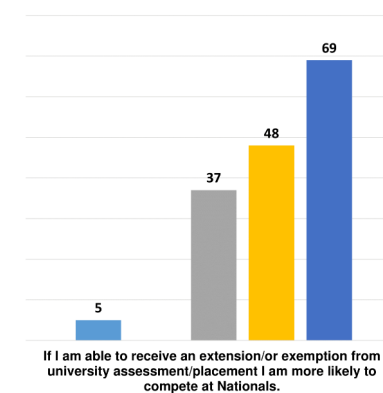
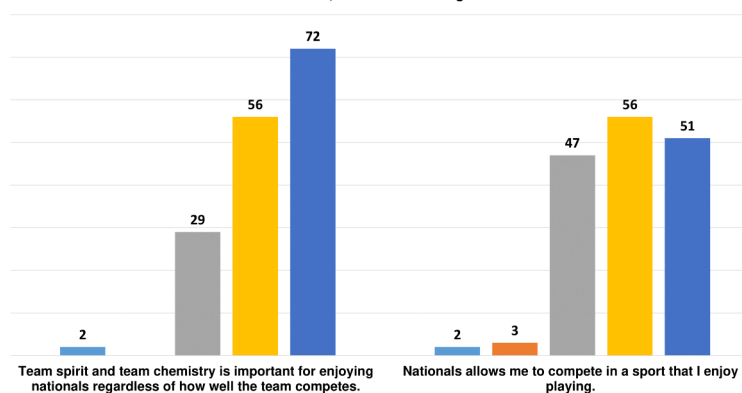
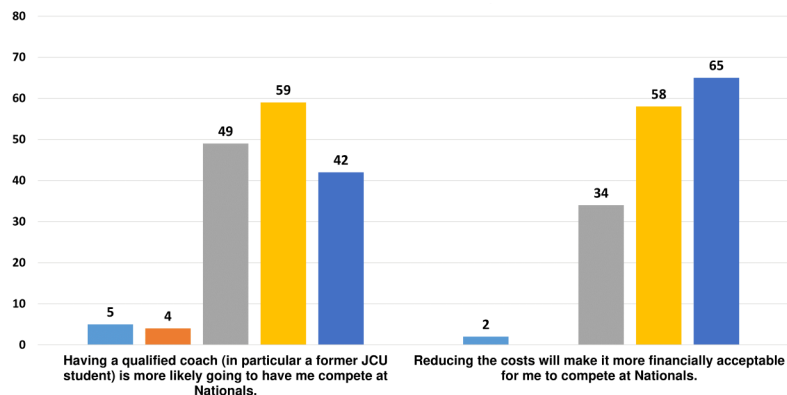


Answer Choice	Responses
Yes	31
No	2
Don't Know	1
Total	34

SERIOUS COMPETITORS RESULTS ONLY

On a scale from 1-5, rank the following statements?

■ Strongly Disagree ■ Disagree ■ Neutral ■ Agree ■ Strongly Agree



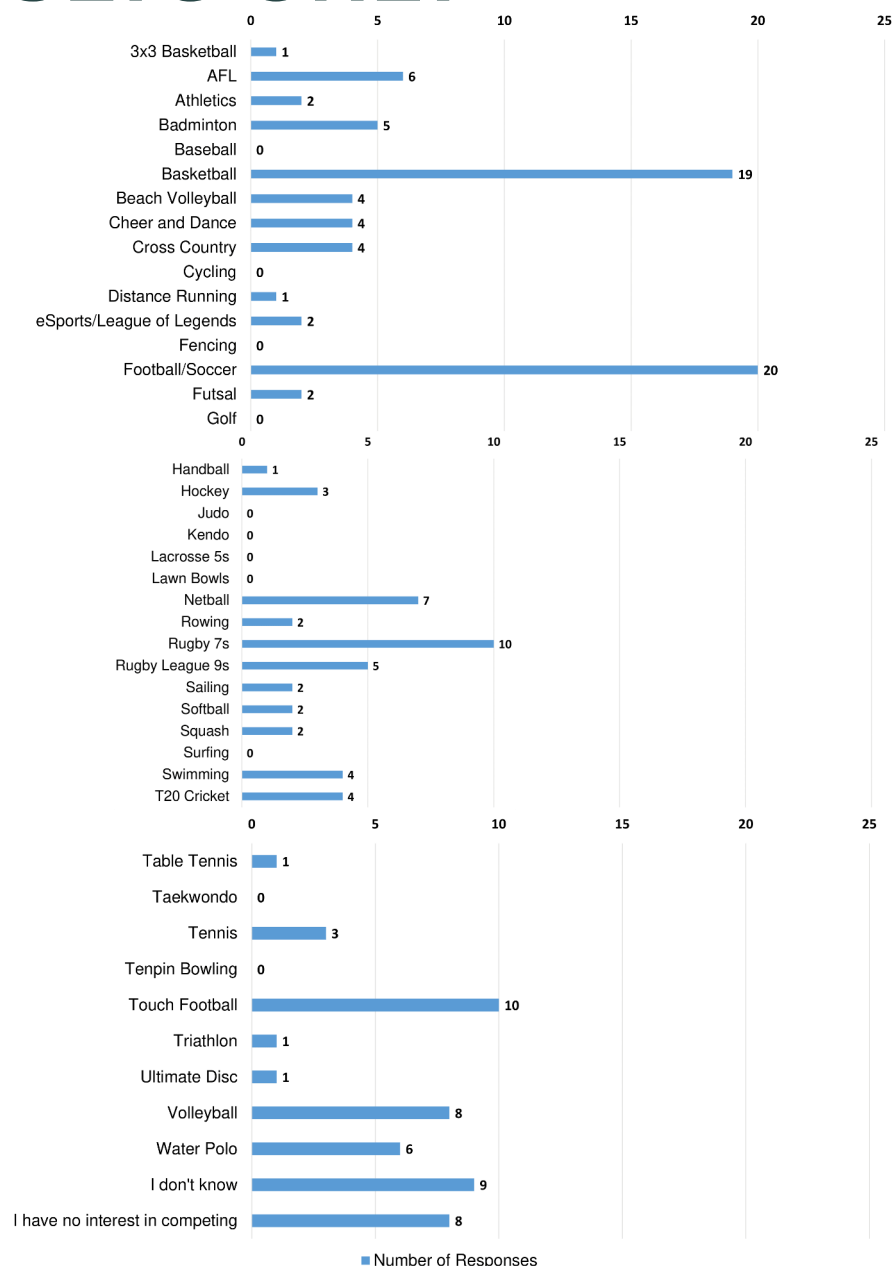
Statement	Responses					Mean Rating	Median Rating
	1	2	3	4	5		
Having a qualified coach (in particular a former JCU student) is more likely going to have me compete at Nationals.	3.14%	2.52%	30.82%	37.11%	26.42%	3.81	4
Reducing the costs will make it more financially acceptable for me to compete at Nationals.	1.26%	0.00%	21.38%	36.48%	40.88%	4.16	4
Having social events throughout Nationals (outside of competition) will make the event a better experience for me.	1.89%	0.00%	26.42%	42.14%	29.56%	3.97	4
Having more JCU students participating will encourage me to be involved in the event.	1.26%	1.26%	22.01%	38.36%	37.11%	4.09	4
Team spirit and team chemistry is important for enjoying nationals regardless of how well the team competes.	1.26%	0.00%	18.24%	35.22%	45.28%	4.23	5
Nationals allows me to compete in a sport that I enjoy playing.	1.26%	1.89%	29.56%	35.22%	32.08%	3.91	4
If I am able to receive an extension/or exemption from university assessment/placement I am more likely to compete at Nationals.	3.14%	0.00%	23.27%	30.19%	43.40%	4.11	4
Respondents	159						

SERIOUS COMPETITORS RESULTS ONLY

If you were to compete at Nationals in 2021, which is your preferred sport to compete in?

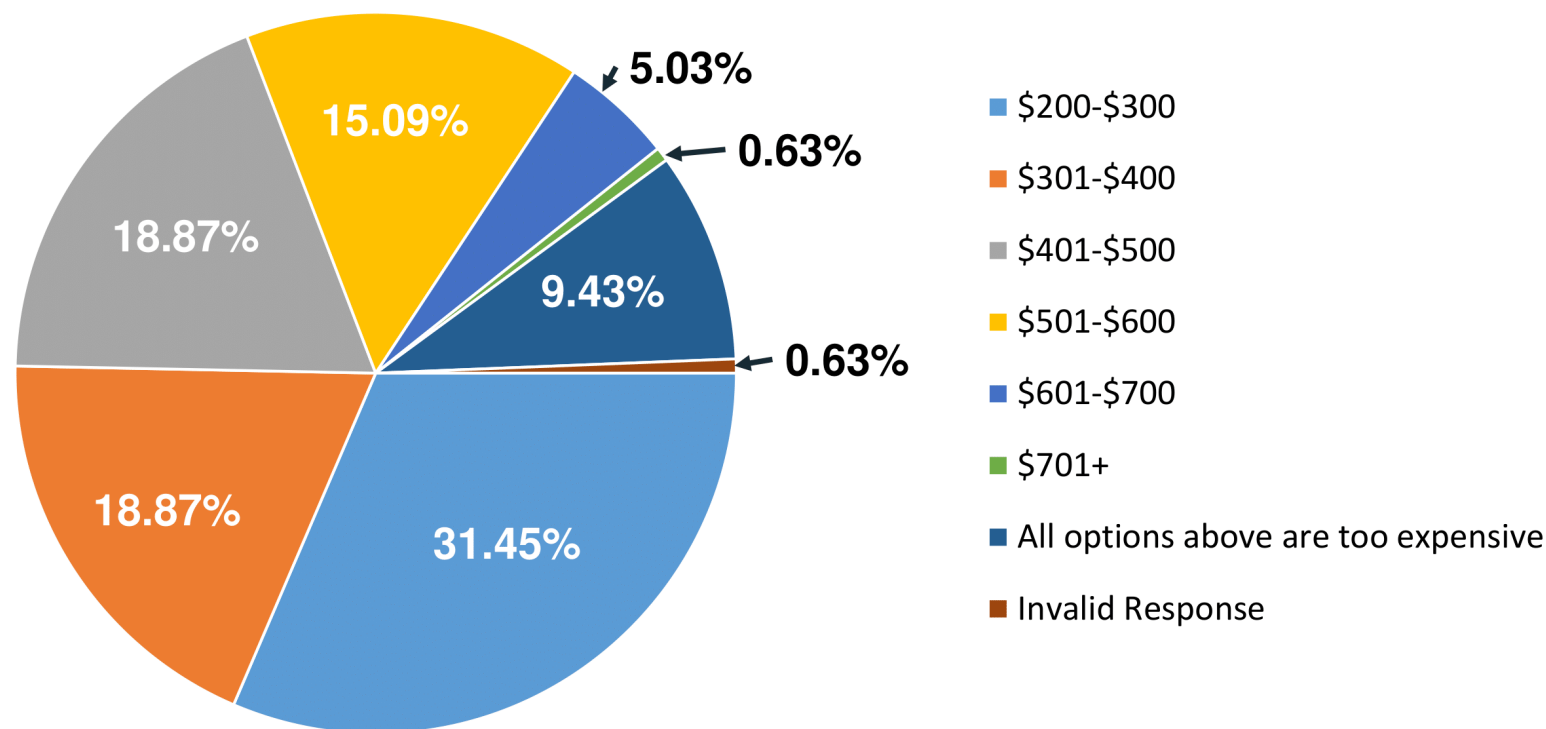
Answer Choice	Responses
3x3 Basketball	0.63%
AFL	3.77%
Athletics	1.26%
Badminton	3.14%
Baseball	0.00%
Basketball	11.95%
Beach Volleyball	2.52%
Cheer and Dance	2.52%
Cross Country	2.52%
Cycling	0.00%
Distance Running	0.63%
eSports/League of Legends	1.26%
Fencing	0.00%
Football/Soccer	12.58%
Futsal	1.26%
Golf	0.00%
Handball	0.63%
Hockey	1.89%
Judo	0.00%
Kendo	0.00%
Lacrosse 5s	0.00%
Lawn Bowls	0.00%
Netball	4.40%
Rowing	1.26%
Rugby 7s	6.29%
Rugby League 9s	3.14%
Sailing	1.26%
Softball	1.26%
Squash	1.26%
Surfing	0.00%
Swimming	2.52%
T20 Cricket	2.52%

Table Tennis	0.63%
Taekwondo	0.00%
Tennis	1.89%
Tenpin Bowling	0.00%
Touch Football	6.29%
Triathlon	0.63%
Ultimate Disc	0.63%
Volleyball	5.03%
Water Polo	3.77%
I don't know	5.66%
I have no interest in competing	5.03%
Responses	159



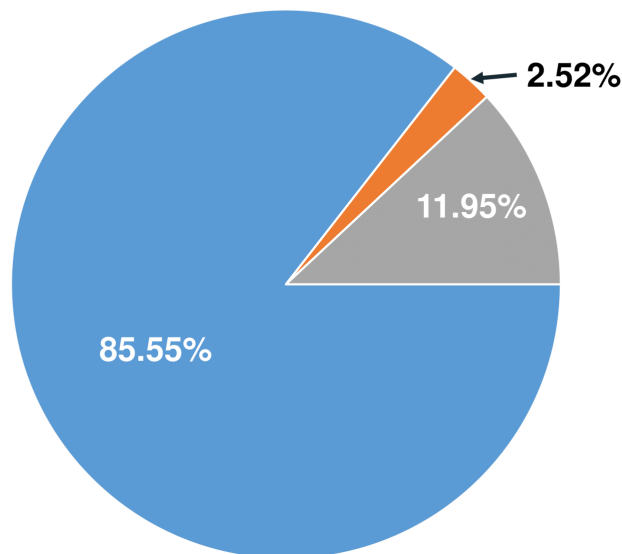
SERIOUS COMPETITORS RESULTS ONLY

What would be a reasonable amount to pay to compete at Nationals? (This is based on the competition being a week event. Costs include registration, uniforms, flights and accommodation.)



SERIOUS COMPETITORS RESULTS ONLY

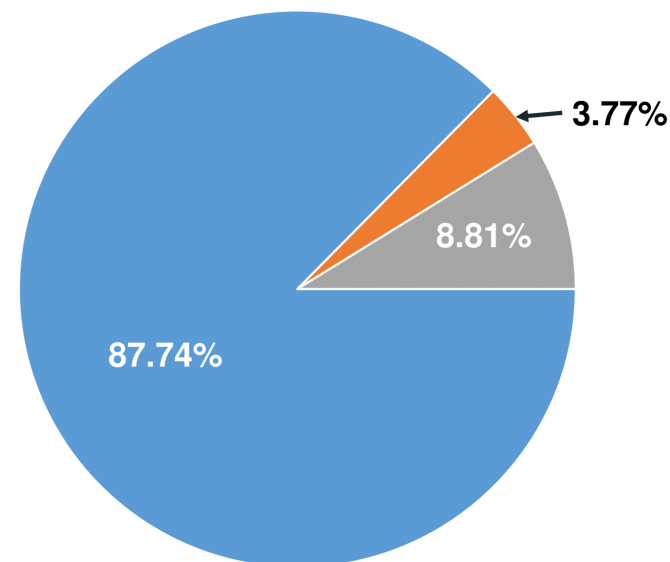
If there were more events held on campus where you can represent JCU in your chosen sport, would you participate/compete?



■ Yes
■ No
■ Don't Know

Answer Choice	Responses
Yes	136
No	4
Don't Know	19
Total	159

If other universities came to Townsville or Cairns to compete against JCU, would you participate?



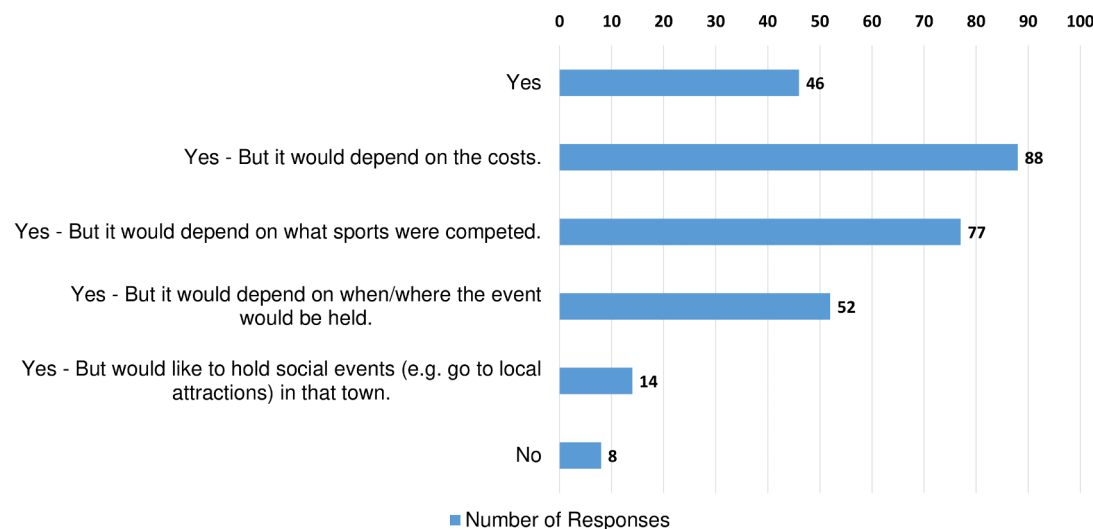
■ Yes
■ No
■ Don't Know

Answer Choice	Responses
Yes	139
No	6
Don't Know	14
Total	159

SERIOUS COMPETITORS RESULTS ONLY

If JCUSA Sport were to take JCU teams to different towns throughout North Queensland (e.g. Mackay, Mount Isa, Atherton), would you participate?

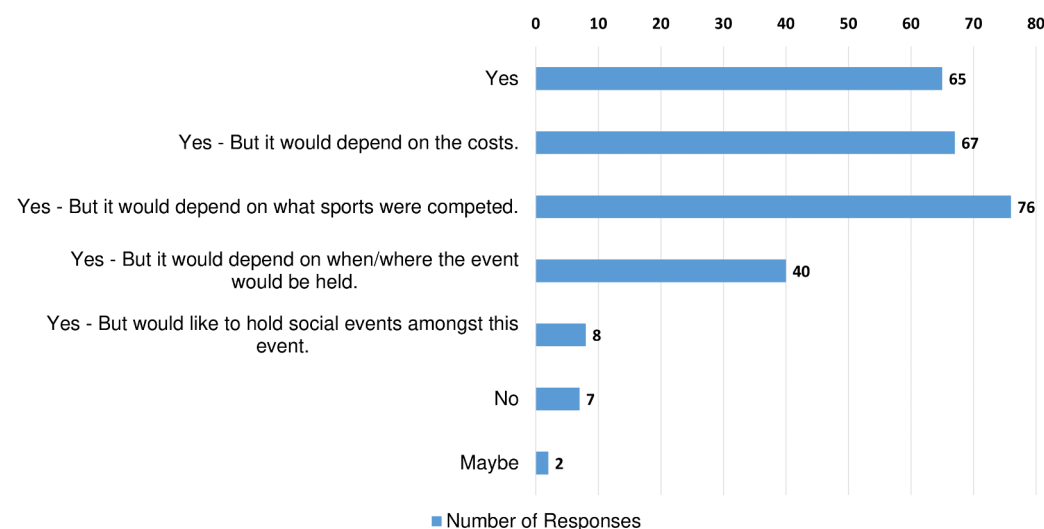
(Multiple options were available)



Answer Choice	Responses
Yes	28.93%
Yes - But it would depend on the costs.	39.29%
Yes - But it would depend on what sports were competed.	34.38%
Yes - But it would depend on when/where the event would be held.	23.21%
Yes - But would like to hold social events (e.g. go to local attractions) in that town.	8.81%
No	5.03%
Total	159

If JCUSA Sport were to hold an intercampus competition (Cairns v Townsville), would you be involved?

(Multiple options were available)



Answer Choice	Responses
Yes	40.88%
Yes - But it would depend on the costs.	42.14%
Yes - But it would depend on what sports were competed.	47.80%
Yes - But it would depend on when/where the event would be held.	25.16%
Yes - But would like to hold social events amongst this event.	5.03%
No	4.40%
Maybe	1.26%
Total	159