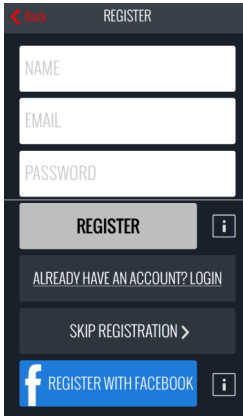


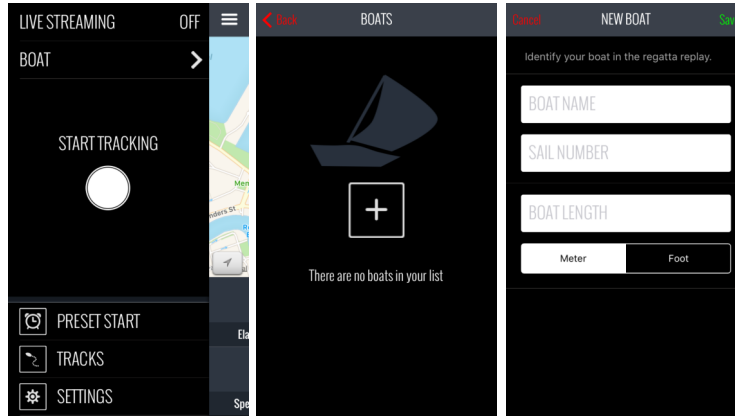


TYC GALS Regatta 2018 - raceQs tracker instructions

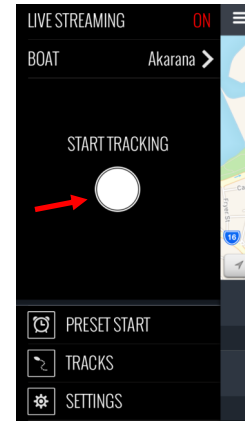
Nominate 1 crew member to be your tracker... then download the app for android or iphone. Search "raceQs"



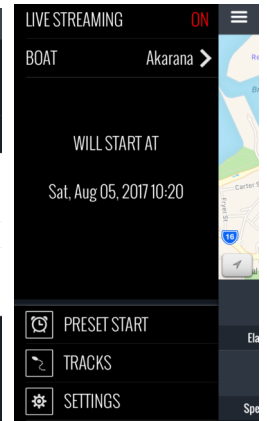
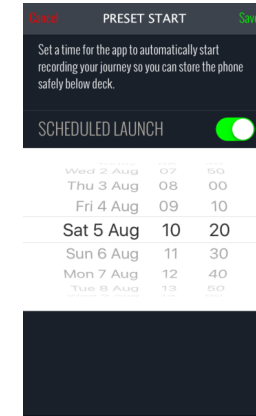
Create an account



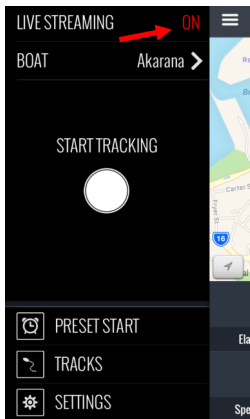
Click on "Boat" then "+" to add your boat details



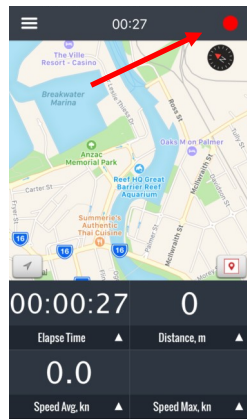
To begin the tracker click on the "Start Tracking" button.



OR go into "Preset Start" to program a start time.



Ensure "Live Streaming" is turned ON



Tracker is recording when a red dot shows in top RHS of screen.

Press on the red dot to stop the tracker.



Once tracker has been stopped choose the "Save & Upload" option

Please leave the app open until the upload has been completed.

You can stop & start the tracker in between races or leave it to run continuously. Once the file has been uploaded we can split the feed into individual races.

Watch the live streaming & race replay at: <http://raceqs.com/regattas/66535>