

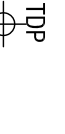
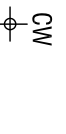

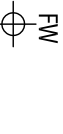
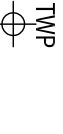




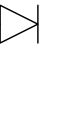




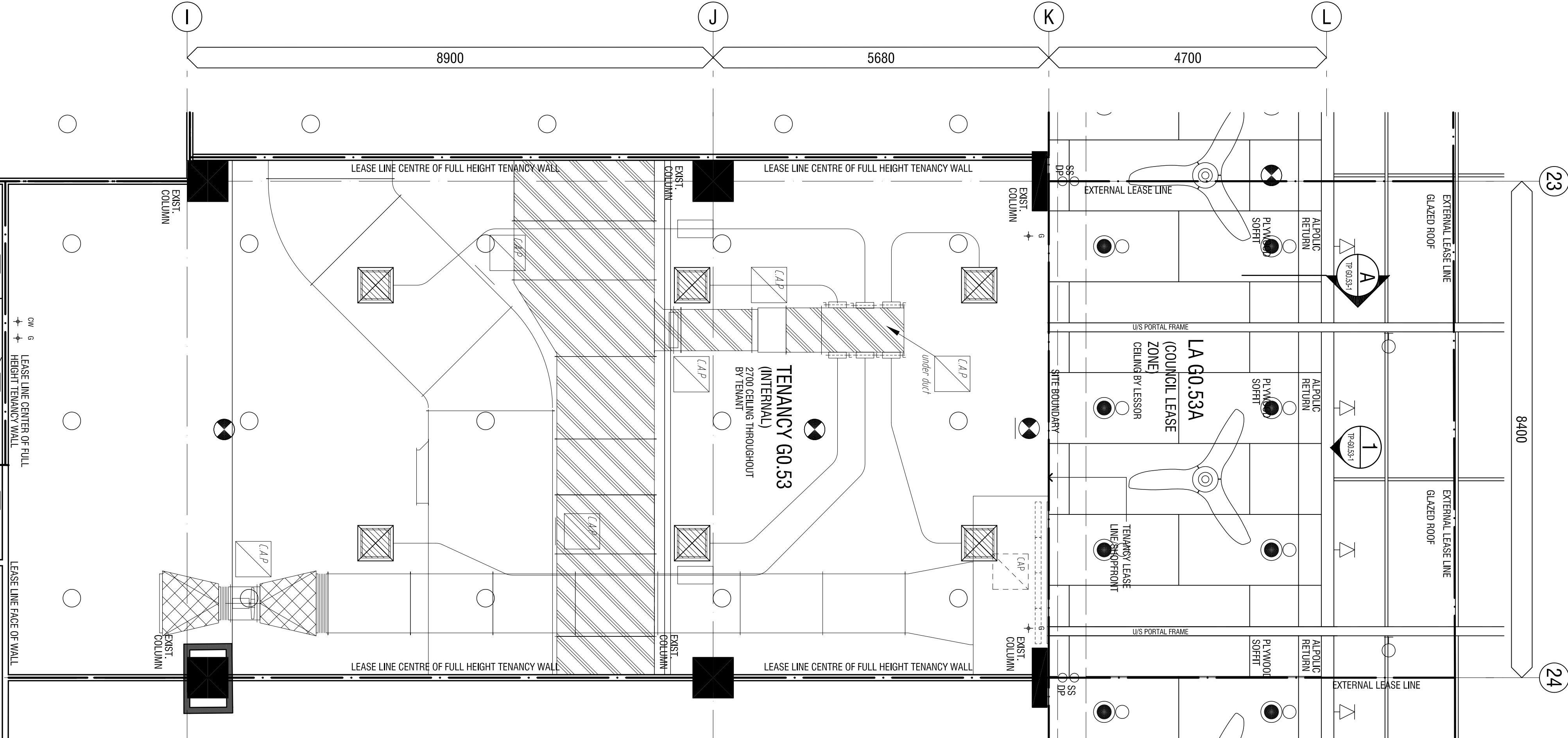


LEGEND

- TENANCY SWITCHBOARD
- TELEPHONE POINT
- TENANCY DRAINAGE POINT
- COLDWATER SUPPLY POINT IN CEILING SPACE TO GROUND FLOOR TENANCIES ONLY.
- GAS SUPPLY POINT IN CEILING SPACE TO GROUND FLOOR TENANCIES ONLY.
- FLOOR WASTE
- TRADE WASTE POINT
- SINK POINT
- DOWNLIGHT/UPLIGHT
- LED FLOOD LIGHT MOUNTED TO DB BEAM
- EXPOSED SPRINKLER
- EXPOSED SPRINKLER BELOW GLAZED ROOF
- BELOW CEILING SPRINKLER
- EMERGENCY LUMINAIRE
- AIR CONDITIONING OUTLET
- AIR CONDITIONING RETURN AIR

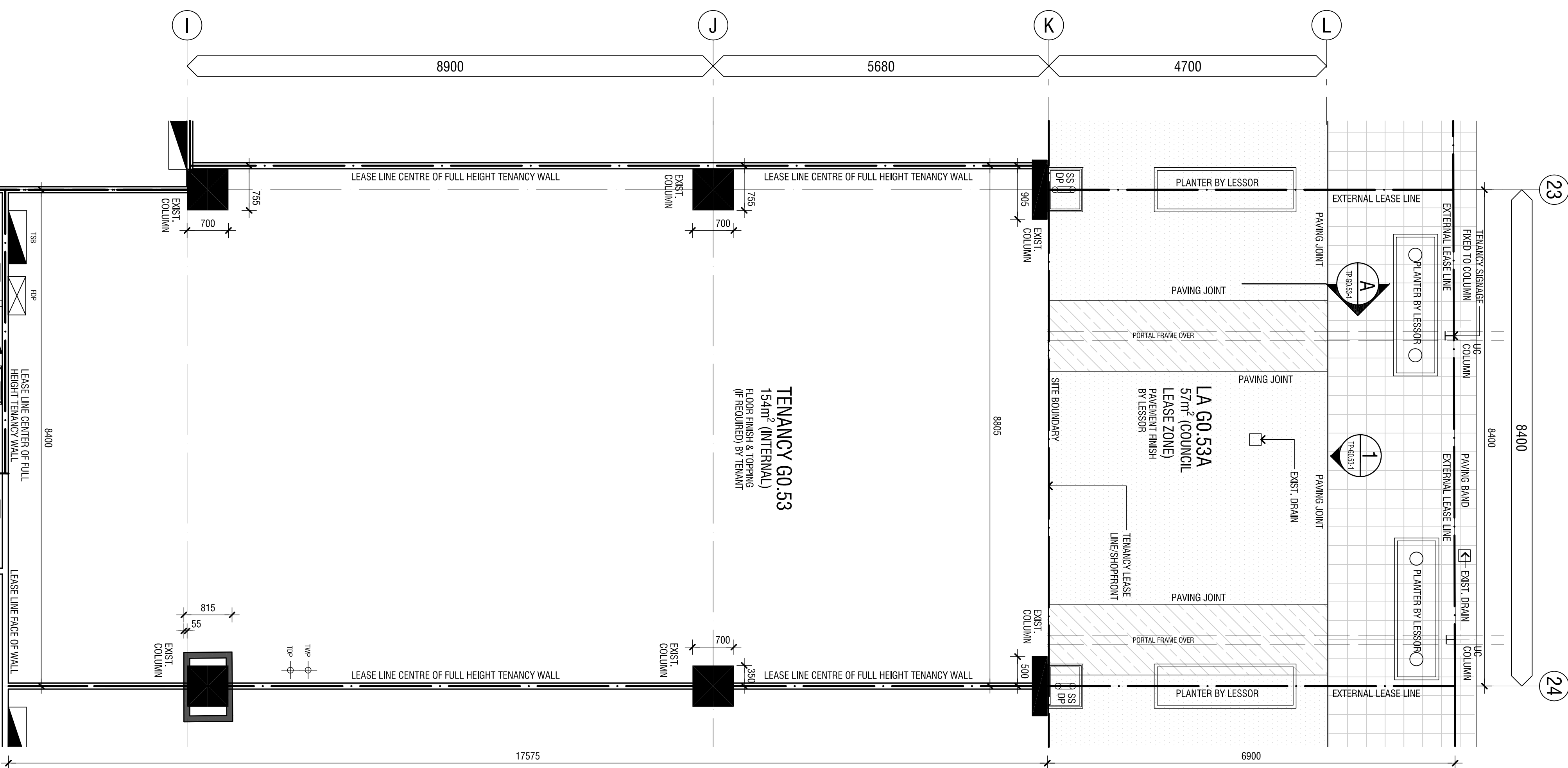
NOTES

1. AREAS ARE APPROXIMATE & SUBJECT TO SITE SURVEY. POSITION OF SERVICES & DIMENSIONS TO BE CHECKED ON SITE PRIOR TO RETAILERS DESIGN SUBMISSION. ALL DIMENSIONS & AREAS SHOWN ARE TO TENANCY WALL LEASE LINES.
2. TENANCY FITOUT GUIDELINES MUST BE READ IN CONJUNCTION WITH THIS DRAWING TO OBTAIN ALL RELEVANT INFORMATION FOR THIS TENANCY.
3. TENANCY ZONES & SERVICES SUBJECT TO FINAL DESIGN & CONSTRUCTION PROCESS. INDICATIVE OF DESIGN INTENT ONLY.



2 CEILING PLAN
SCALE 1:30

dim	dwg no	Issue
CAD	TP G0.53	D
Do not scale this drawing. Verify all dimensions on site before commencing any work. Copyright © this drawing remains the property of The Buchanan Group. Reproduction in whole or in part without prior consent is prohibited.		



1 FLOOR PLAN
SCALE 1:30

D	01.12.16 GENERAL REVISION	D.L. SS
C	04.08.16 GENERAL REVISION	D.L. SS
B	01.08.16 REQUESTED ISSUE	D.L. SS
A	23.07.16 PRELIMINARY ISSUE	D.L. SS

Issue date revision

Mahele Buchanan Latta & Barden Pty Ltd
ACN 009 385 046 ABN 50 009 384 614
Architects+Interior+Planning+Interiors+Graphics
Level 5, 64 Mahele Parade
Dunedin 9015, AUSTRIA
T +61 7 5574 0344 F +61 7 5574 0231
W www.buchanan.com.au
A member of The Buchanan Group



PRELIMINARY ONLY

Oasis, Broadbeach