

NOTE:

- Joinery & Stainless Steel Benches may need to be modified to fit 'as built' conditions (refer to Kitchen consultant documentation for all Kitchen/Bar equipment details).
- Kitchen floor to be vinyl with corner coving.
- All fixtures and fittings to be positioned accordingly as determined on site.
- All equipment shown indicatively, tenant to advise final selections.
- THIS DRAWING IS INDICATIVE AND IS TO POSE AS A GUIDE FOR TRADESPEOPLE TO FOLLOW.

STRUCTURAL ENGINEERS
DOCUMENTATION
REQUIRED

STRUCTURAL ENGINEERS
DOCUMENTATION
REQUIRED

SUSPENDED SHELVING UNIT
- fixed to ceiling structure to suit
- build to ensure structural integrity
of shelving unit when fully loaded
- 25x25 steel framed; mesh lined
- powder coat white

ENGINEERED FIXING TO SUIT

EXPOSED CEILING & SERVICES

- sprayed matt black (dry fall)

SUSPENDED CEILING

- lined in VJ lining

- paint finish Dulux 'Black Caviar'

SIGN

- prefabricated

- double sided lightbox

- approx. 550h x 200w x 75d

DOWNLIGHTS UNDER

BAR COUNTER

- copper sheet metal lining

BAR FRONT FINISH

- marmorino venetian plaster

- w/ timber plank embossing

- edge protection to corner junctions

- 'dark grey concrete' colour

TILED HOB

- tiles as specified

- install edge protection

- as required

HANDBAG HOOKS
UNDER BAR COUNTER

A BAR ELEVATION

B BAR ELEVATION

STRUCTURAL ENGINEERS
DOCUMENTATION
REQUIRED

STRUCTURAL ENGINEERS
DOCUMENTATION
REQUIRED

SIGN
(at front of bar)

C BAR ELEVATION

B BAR ELEVATION

JOINERY UNIT
- black melamine
- to be constructed with
the provision to be removed at
a later date
- side panels to be finished in
marmorino finish to match bar face

IMPORTANT NOTE:

- Suitable edge protection to be installed/constructed to all exposed/external joinery/wall/floor junctions to ensure durability within a commercial environment.
- Architectural drawings to be read in conjunction with Kitchen consultant drawings.
- Check proposed kitchen/bar equipment specifications with client prior to set-out and/or fabrication works.

DISCLAIMER

- THE WORKS DEPICTED ON THIS AND ACCOMPANYING DRAWINGS ASSOCIATED WITH THIS PROJECT PRODUCED BY REECE KEIL DESIGN ARE COVERED BY COPYRIGHT. THE WORKS DEPICTED ARE APPLICABLE TO THE PROJECT SITE ONLY AND MUST NOT BE USED FOR ANY OTHER PURPOSE. WORKS CANNOT BE COPIED OR REPRODUCED BY ANY MEANS WITHOUT THE WRITTEN PERMISSION OF REECE KEIL DESIGN.
- THIS DRAWING HAS BEEN PRODUCED BASED ON INFORMATION SUPPLIED BY OTHERS, WHILE ALL ATTEMPTS HAVE BEEN MADE TO ENSURE THE ACCURACY OF THE DRAWING, REECE KEIL DESIGN WILL NOT BE HELD RESPONSIBLE FOR THE ACCURACY OF THE INFORMATION PROVIDED.
- ALL CONSTRUCTION PRODUCED FROM ANY DRAWING BY REECE KEIL DESIGN SHALL REMAIN THE RESPONSIBILITY OF THE BUILDER, SUB-CONTRACTOR OR TRADESPERSON.
- DO NOT SCALE FROM DRAWINGS
- VERIFY ALL DIMENSIONS ON SITE
- CHECK ANY DISCREPANCIES WITH DESIGNER

REVISIONS

A TENDER ISSUE 03.03.17



TENANCY DESIGN APPROVAL

APPROVED / NOT APPROVED
(REFER TO NOTATIONS ON DRAWINGS)

RECOMMENDED

CREATIVE CORPORATION, DATE: 06.12.2019

APPROVED

CENTRE MANAGEMENT, DATE:



TENANCY DESIGN CONCEPT

APPROVED / NOT APPROVED
(REFER TO NOTATIONS ON DRAWINGS)

CENTRE: The Oasis

TENANCY No.: G 053

APPROVED BY:

DATE: 06.12.2019

APPROVED CONCEPT IS GIVEN TO THE LESSEE FOR THE SHOPFRONT, SHOP LAYOUT AND SIGNAGE DETAILS SHOWN IN THESE DOCUMENTS. CONTRACTORS TO VERIFY ALL DIMENSIONS ON SITE PRIOR TO COMMENCEMENT OF ANY WORKS. ALL WORKS TO COMPLY WITH RELEVANT LOCAL COUNCIL AND HEALTH REQUIREMENTS, LOCAL BUILDING REGULATIONS AND RELEVANT A.S.A. CODES AND STANDARDS.

ENGINEER'S CERTIFICATES REQUIRED TO VERIFY STRUCTURAL ADEQUACY

SCALE 1:50 @ A3 DATE 03.03.17

DRAWING NO. BA-5.0 REVISION A

DESIGNED BY:



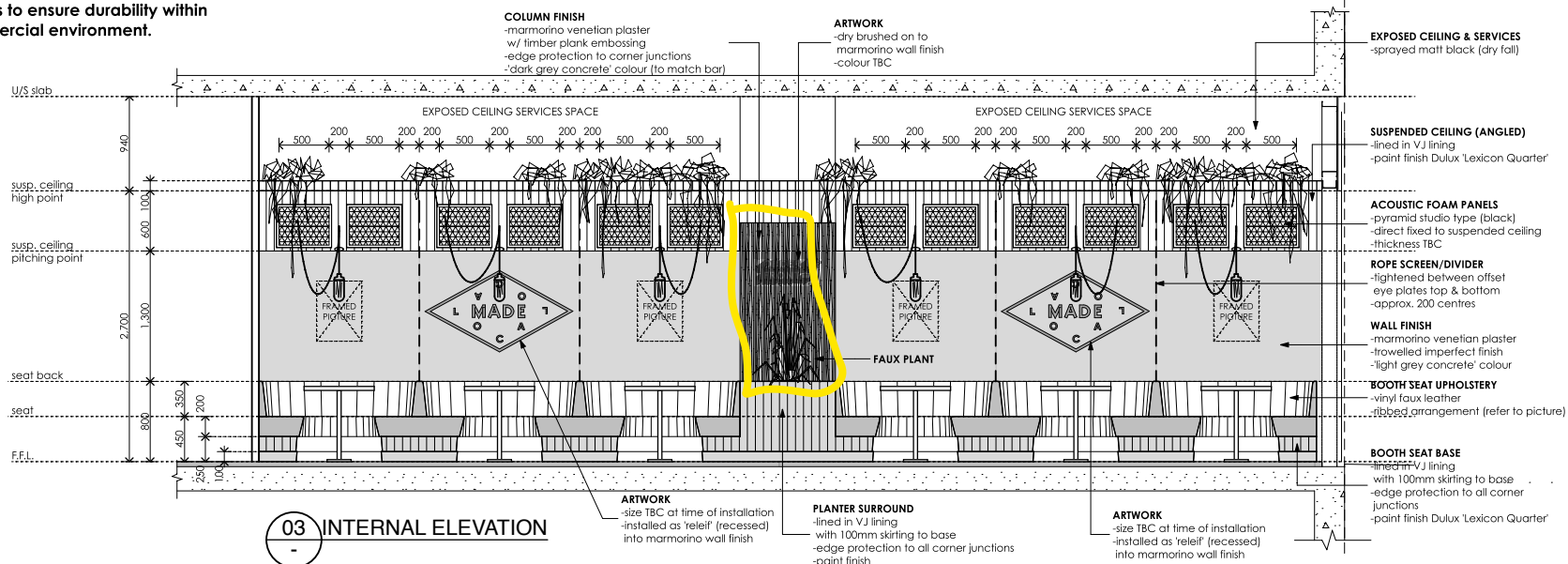
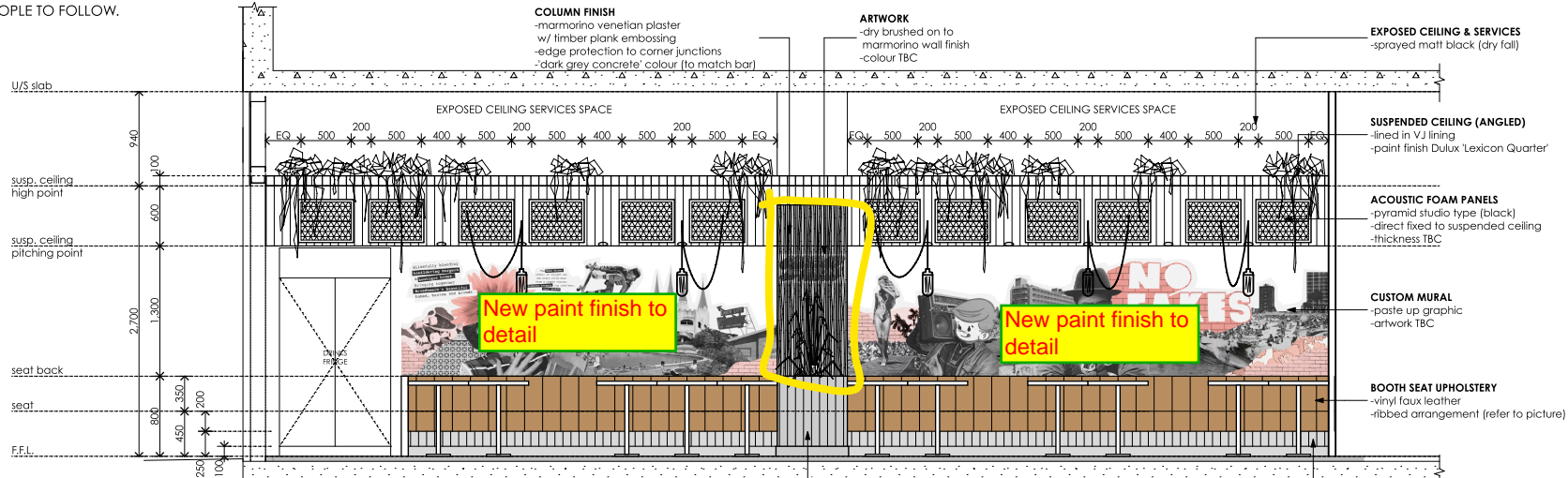
M: P.O. BOX 2233, SURFERS PARADISE QLD 4217
T: 0411 164868 E: reecek@onthenet.com.au
W: www.reecekeildesign.com.au
ABN: 44143369234

NOTE:

- Joinery & Stainless Steel Benches may need to be modified to fit 'as built' conditions (refer to Kitchen consultant documentation for all Kitchen/Bar equipment details).
- Kitchen floor to be vinyl with corner coving.
- All fixtures and fittings to be positioned accordingly as determined on site.
- All equipment shown indicatively, tenant to advise final selections.
- THIS DRAWING IS INDICATIVE AND IS TO POSE AS A GUIDE FOR TRADESPEOPLE TO FOLLOW.

IMPORTANT NOTE:

- Suitable edge protection to be installed/constructed to all exposed/external joinery/wall/floor junctions to ensure durability within a commercial environment.



DISCLAIMER

THE WORKS DEPICTED ON THIS AND ACCOMPANYING DRAWINGS ASSOCIATED WITH THIS PROJECT PRODUCED BY REECE KEIL DESIGN ARE COVERED BY COPYRIGHT. THE WORKS DEPICTED ARE APPLICABLE TO THE PROJECT SITE ONLY AND MUST NOT BE USED FOR ANY OTHER PURPOSE. WORKS CANNOT BE COPIED OR REPRODUCED BY ANY MEANS WITHOUT THE WRITTEN PERMISSION OF REECE KEIL DESIGN. THIS DRAWING HAS BEEN PRODUCED BASED ON INFORMATION SUPPLIED BY OTHERS. WHILE ALL ATTEMPTS HAVE BEEN MADE TO ENSURE THE ACCURACY OF THE DRAWING, REECE KEIL DESIGN WILL NOT BE HELD RESPONSIBLE FOR THE ACCURACY OF THE INFORMATION PROVIDED. ALL CONSTRUCTION PRODUCED FROM ANY DRAWING BY REECE KEIL DESIGN SHALL REMAIN THE RESPONSIBILITY OF THE BUILDER, SUB-CONTRACTOR OR TRADESPERSON. DO NOT SCALE FROM DRAWINGS. VERIFY ALL DIMENSIONS ON SITE. CHECK ANY DISCREPANCIES WITH DESIGNER.

REVISIONS



TENANCY DESIGN APPROVAL

APPROVED / NOT APPROVED
(REFER TO NOTATIONS ON DRAWINGS)

RECOMMENDED

CREATIVE CORPORATION. DATE: 06.12.2019.

APPROVED

CENTRE MANAGEMENT. DATE:



CREATIVE
Corporation Australia

TENANCY DESIGN CONCEPT

APPROVED / NOT APPROVED
(REFER TO NOTATIONS ON DRAWINGS)

CENTRE: The Oasis

TENANCY No.: G 053

APPROVED BY:

DATE: 06.12.2019

APPROVED CONCEPT IS GIVEN TO THE LESSEE FOR THE SHOPFRONT, SHOP LAYOUT AND SIGNAGE DETAILS SHOWN IN THESE DOCUMENTS. CONTRACTORS TO VERIFY ALL DIMENSIONS ON SITE PRIOR TO COMMENCEMENT OF ANY WORKS. ALL WORKS TO COMPLY WITH RELEVANT LOCAL COUNCIL AND HEALTH REQUIREMENTS LOCAL BUILDING REGULATIONS AND RELEVANT A.S.A. CODES AND STANDARDS.

ENGINEER'S CERTIFICATES REQUIRED TO VERIFY STRUCTURAL ADEQUACY

SCALE 1:50 @ A3 DATE 03.03.17

DRAWING NO. BA-4.0 REVISION B

DESIGNED BY: reecekeil DESIGN

RESIDENTIAL COMMERCIAL INTERIOR

M: P.O. BOX 2233, SURFERS PARADISE QLD 4217

T: 0411 164868 E: reecekeil@onthenet.com.au

W: www.reecekeildesign.com.au

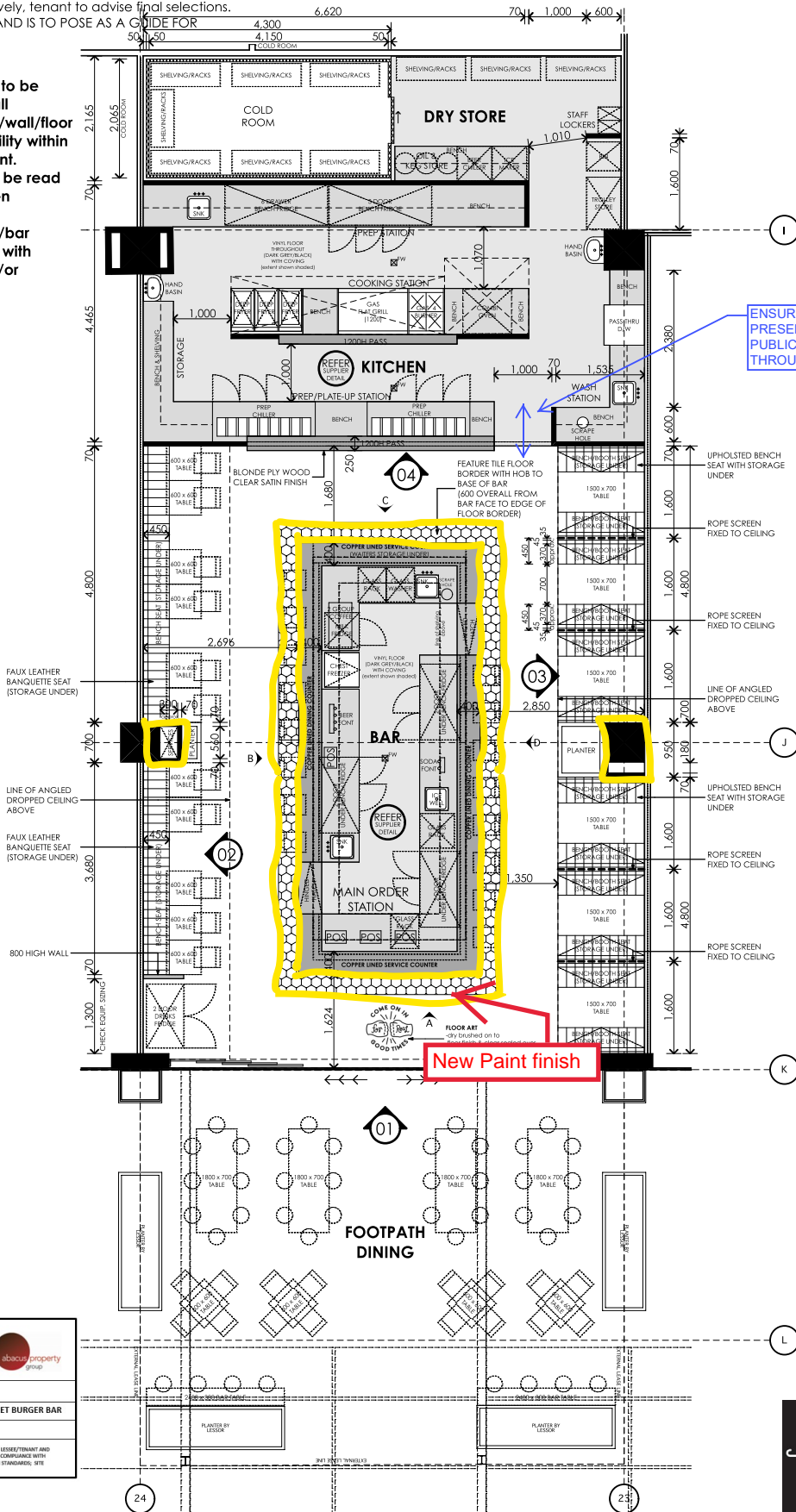
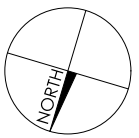
ABN: 44143369234

NOTE:

- Joinery & Stainless Steel Benches may need to be modified to fit 'as built' conditions (refer to Kitchen consultant documentation for all Kitchen/Bar equipment details).
- Kitchen floor to be vinyl with corner coving.
- All fixtures and fittings to be positioned accordingly as determined on site.
- All equipment shown inductively, tenant to advise final selections.
- THIS DRAWING IS INDICATIVE AND IS TO POSE AS A GUIDE FOR TRADESPEOPLE TO FOLLOW.

IMPORTANT NOTE:

- Suitable edge protection to be installed/constructed to all exposed/external joinery/wall/floor junctions to ensure durability within a commercial environment.
- Architectural drawings to be read in conjunction with Kitchen consultant drawings.
- Check proposed kitchen/bar equipment specifications with client prior to set-out and/or fabrication works.



ENSURE BOH IS WELL PRESENTED WHERE PUBLIC HAVE A VIEW THROUGH

New Paint finish



TENANCY DESIGN APPROVAL	
APPROVED / NOT APPROVED (REFER TO NOTATIONS ON DRAWINGS)	
RECOMMENDED	<i>[Signature]</i>
CREATIVE CORPORATION, DATE: 06.12.2019.	
APPROVED	
CENTRE MANAGEMENT, DATE:	
Abacus PROPERTY	
CREATIVE CORPORATION AUSTRALIA	
TENANCY DESIGN CONCEPT	
APPROVED / NOT APPROVED (REFER TO NOTATIONS ON DRAWINGS)	
CENTRE:	The Oasis
TENANCY No.:	G 053
APPROVED BY:	<i>[Signature]</i>
DATE:	06.12.2019
APPROVED CONCEPT IS GIVEN TO THE LESSEE FOR THE SHORHPONT, SHOR LAYOUT AND SHORAGE DETAILS SHOWN IN THESE DOCUMENTS. CONTRACTORS TO VERIFY ALL DIMENSIONS ON SITE PRIOR TO COMMENCEMENT OF ANY WORKS. ALL WORKS TO COMPLY WITH RELEVANT LOCAL COUNCIL AND HEALTH REQUIREMENTS, LOCAL BUILDING REGULATIONS AND RELEVANT S.A. CODES AND STANDARDS.	
ENGINEER'S CERTIFICATES REQUIRED TO VERIFY STRUCTURAL ADEQUACY	

FINAL DESIGN APPROVAL	
<i>[Abacus Property Group Logo]</i>	
Retail Design Manager:	SACHA BLACK
Tenancy:	G0.53 - MAIN STREET BURGER BAR
Issue:	28 MARCH 2017
PLEASE NOTE THAT THIS REVIEW IS FOR DESIGN INTENT ONLY. THE LESSEE/TENANT AND THEIR DESIGNER/TEST CONTRACTOR REMAIN RESPONSIBLE FOR COMPLIANCE WITH STATUTORY AUTHORITY CODES AND REQUIREMENTS, AUSTRALIAN STANDARDS, SITE REQUIREMENTS OF EXISTING STRUCTURES AND UTILITIES.	

©COPYRIGHT REECE KEIL DESIGN

DISCLAIMER

-THE WORKS DEPICTED ON THIS AND ACCOMPANYING DRAWINGS ASSOCIATED WITH THIS PROJECT PRODUCED BY REECE KEIL DESIGN ARE COVERED BY **COPYRIGHT**. THE WORKS DEPICTED ARE APPLICABLE TO THE PROJECT SITE ONLY AND MUST NOT BE USED FOR ANY OTHER PURPOSE. WORKS CANNOT BE COPIED OR REPRODUCED BY ANY MEANS WITHOUT THE WRITTEN PERMISSION OF REECE KEIL DESIGN.

-THIS DRAWING HAS BEEN PRODUCED BASED ON INFORMATION SUPPLIED BY OTHERS. WHILE ALL ATTEMPTS HAVE BEEN MADE TO ENSURE THE ACCURACY OF THE DRAWINGS, REECE KEIL DESIGN WILL NOT BE HELD RESPONSIBLE FOR THE ACCURACY OF THE INFORMATION PROVIDED.

-ALL CONSTRUCTION PRODUCED FROM ANY DRAWING BY REECE KEIL DESIGN SHALL REMAIN THE RESPONSIBILITY OF THE BUILDER, SUB-CONTRACTOR OR TRADESPERSON. -DO NOT SCALE FROM DRAWINGS

-VERIFY ALL DIMENSIONS ON SITE

-CHECK ANY DISCREPANCIES WITH DESIGNER

DRAWING TITLE	REVISIONS	DATE
PROPOSED FLOOR PLAN		
C REVISE COLD ROOM EXTENT		21.03.17
D REVISE COLD ROOM EXTENT		23.03.17

PROPOSED RESTAURANT FITOUT	
TENANCY G0.53	
OASIS CENTRE	
BROADBEACH, QLD 4220	
SCALE 1:80 @ A3	DATE 23.03.17
DRAWING NO. BA-1.0	REVISION D



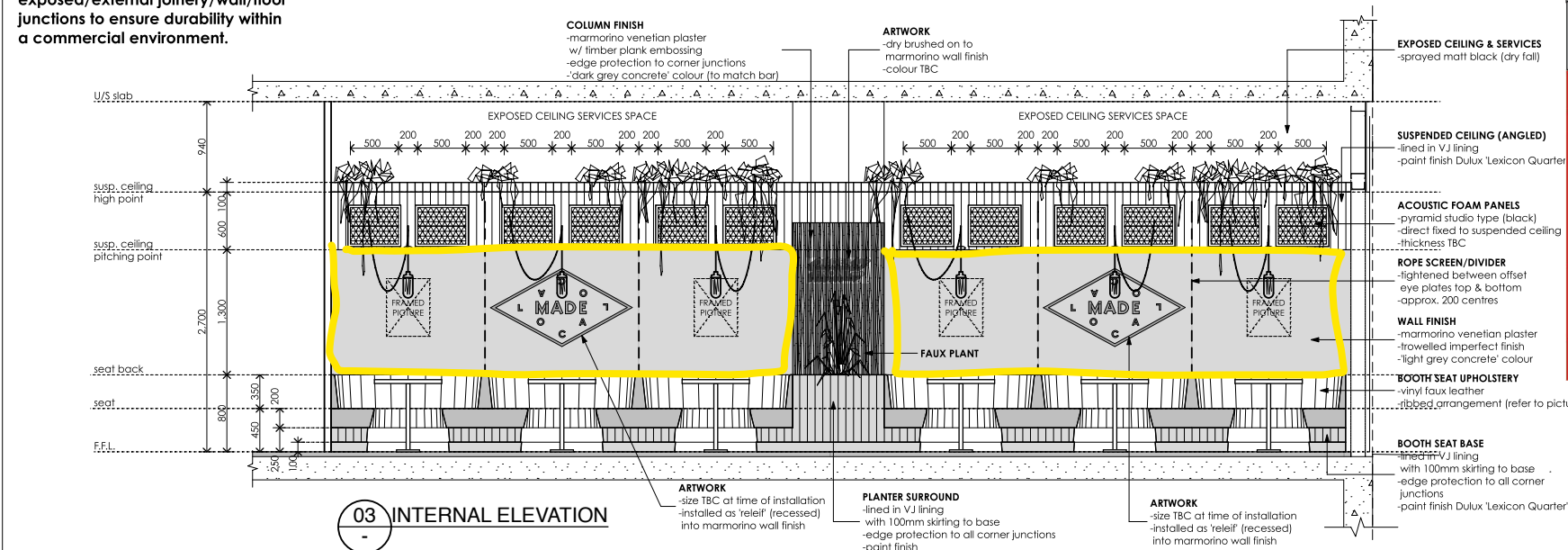
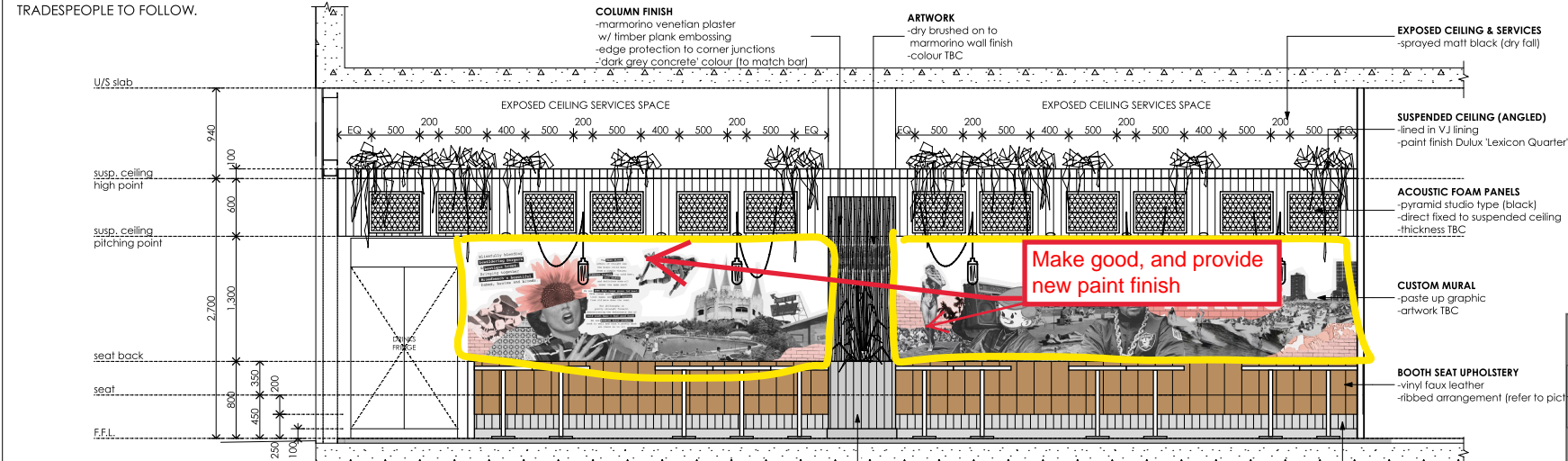
reecekeil DESIGN	
RESIDENTIAL COMMERCIAL INTERIOR	
M: P.O. BOX 2233, SURFERS PARADISE QLD 4217	
T: 0411 164868 E: reecekeil@onthenet.com.au	
W: www.reecekeildesign.com.au	
ABN: 441 43369234	

NOTE:

- Joinery & Stainless Steel Benches may need to be modified to fit 'as built' conditions (refer to Kitchen consultant documentation for all Kitchen/Bar equipment details).
- Kitchen floor to be vinyl with corner coving.
- All fixtures and fittings to be positioned accordingly as determined on site.
- All equipment shown indicatively, tenant to advise final selections.
- THIS DRAWING IS INDICATIVE AND IS TO POSE AS A GUIDE FOR TRADESPEOPLE TO FOLLOW.

IMPORTANT NOTE:

- Suitable edge protection to be installed/constructed to all exposed/external joinery/wall/floor junctions to ensure durability within a commercial environment.



DISCLAIMER

-THE WORKS DEPICTED ON THIS AND ACCOMPANYING DRAWINGS ASSOCIATED WITH THIS PROJECT PRODUCED BY REECE KEIL DESIGN ARE COVERED BY COPYRIGHT. THE WORKS DEPICTED ARE APPLICABLE TO THE PROJECT SITE ONLY AND MUST NOT BE USED FOR ANY OTHER PURPOSE. WORKS CANNOT BE COPIED OR REPRODUCED BY ANY MEANS WITHOUT THE WRITTEN PERMISSION OF REECE KEIL DESIGN.

-THIS DRAWING HAS BEEN PRODUCED BASED ON INFORMATION SUPPLIED BY OTHERS. WHILE ALL ATTEMPTS HAVE BEEN MADE TO ENSURE THE ACCURACY OF THE DRAWING, REECE KEIL DESIGN WILL NOT BE HELD RESPONSIBLE FOR THE ACCURACY OF THE INFORMATION PROVIDED.

-ALL CONSTRUCTION PRODUCED FROM ANY DRAWING BY REECE KEIL DESIGN SHALL REMAIN THE RESPONSIBILITY OF THE BUILDER, SUB-CONTRACTOR OR TRADESPERSON.

-DO NOT SCALE FROM DRAWINGS

-VERIFY ALL DIMENSIONS ON SITE

-CHECK ANY DISCREPANCIES WITH DESIGNER

REVISIONS

A	TENDER ISSUE	03.03.17
B	SHOW PENDANTS OVER BOOTHS	07.03.17

OASIS

TENANCY DESIGN APPROVAL

APPROVED / NOT APPROVED
(REFER TO NOTATIONS ON DRAWINGS)

RECOMMENDED *James*

CREATIVE CORPORATION, DATE: 06.12.2019

APPROVED.....

CENTRE MANAGEMENT, DATE:

Abacus PROPERTY

CREATIVE Corporation Australia

TENANCY DESIGN CONCEPT

APPROVED / NOT APPROVED
(REFER TO NOTATIONS ON DRAWINGS)

CENTRE: The Oasis

TENANCY No: G 053

APPROVED BY: *James*

DATE: 06.12.2019

APPROVED CONCEPT IS GIVEN TO THE LESSEE FOR THE SHOPFRONT, SHOP LAYOUT AND SIGNAGE DETAILS SHOWN IN THESE DOCUMENTS. CONTRACTORS TO VERIFY ALL DIMENSIONS ON SITE PRIOR TO COMMENCEMENT OF ANY WORKS. ALL WORKS TO COMPLY WITH RELEVANT LOCAL COUNCIL AND HEALTH REQUIREMENTS/LOCAL BUILDING REGULATIONS AND RELEVANT A.S.A. CODES AND STANDARDS.

ENGINEER'S CERTIFICATES REQUIRED TO VERIFY STRUCTURAL ADEQUACY

DESIGNED BY:

reecekeil DESIGN

M: P.O. BOX 2233, SURFERS PARADISE QLD 4217

T: 0411 164868 E: reecek@onthenet.com.au

W: www.reecekeildesign.com.au

ABN: 44143369234

NOTE:

- All fixtures and fittings to be positioned accordingly as determined on site.
- All equipment shown indicatively, tenant to advise final selections.
- THIS DRAWING IS INDICATIVE AND IS TO POSE AS A GUIDE FOR TRADESPEOPLE TO FOLLOW.

IMPORTANT NOTES:

- REFER TO LIGHTING DESIGN CONSULTANTS DOCUMENTATION FOR DETAILED LIGHTING INFO.
- INSTALLATION HEIGHTS TO BE DETERMINED ON SITE AT TIME OF INSTALLATION BY REECE KEIL DESIGN
- SWITCHING LOCATIONS TO BE DETERMINED ON SITE TO SUIT LAYOUT.
- ALL LIGHTING TO BE INSTALLED WITH DIMMER CONTROL.
- FIRE DETECTION SERVICES, EMERGENCY LIGHTING, SPRINKLERS & A/C SERVICES TO BE LOCATED AS REQUIRED (LOCATIONS SHOWN ARE INDICATIVE)

LIGHTING LEGEND

- FEATURE PENDANT - TYPE 1 - 3000K (INSTALLATION HEIGHT TBC ON SITE)
- ⊗ RECESSED LED FIXED DOWNLIGHT - 26W - 3000K
- ⊗ RECESSED LED GIMBAL DOWNLIGHT - 26W - 3000K
- ⊗ SURFACE MOUNTED LED FIXED DOWNLIGHT 26W - 3000K (FIXED TO UNDERS)
- ⊗ RECESSED LED STRIP 14W - 3000K (WITH DIFFUSER)
- ⊗ FESTOON LIGHTS - 14W - 3000K (WITH DIMMER)
- ⊗ WEATHERPROOF LED BATTEN - 38W - 3000K
- EDB ELEC. DISTRIBUTION BOARD & COMMS.
- EXIT ILLUMINATED EXIT SIGN (ABOVE DOOR)
- SWITCHING CIRCUIT

BLACK FLEXI CABLE (TO BE USED ON ALL PENDANT FITTINGS THROUGHOUT)

SERVICES LEGEND

- EXPOSED SPRINKLER
- ⊕ EMERGENCY LIGHT
- ⊗ AIR CONDITIONING OUTLET (LOCATE TO SUIT)

NOTES:

1. ALL CEILING HEIGHTS TO BE CHECKED AND CONFIRMED ON SITE.
2. SUBMIT CEILING HOSTED SERVICES DRAWINGS FOR REVIEW AND COMMENT.
3. REFER TO FOLLOWING LIGHTING DRAWINGS, FITTING SPECIFICATION AND SECTION J COMPLIANCE INFORMATION. NO SUBSTITUTIONS.
4. ANY REQUIRED ACCESS PANELS TO BE MINIMUM 600x600mm.

NOTE:

LEASE LINES ARE TO CENTRE LINE OF INTER-TENANCY PARTITIONS. INTER-TENANCY PARTITIONS CAN NOT BE PENETRATED OR CUT. FITOUT TO ALLOW FOR BATTENING AND SHEETING OF INTER-TENANCY PARTITIONS TO ACCOMMODATE POWER/DATA/PLUMBING ETC RETICULATION.

FINAL DESIGN APPROVAL	Overall Design Manager:	SACHA BLACK
	Tenancy:	G0.53 – MAIN STREET BURGER BAR
	Issue:	28 MARCH 2017
	PLEASE NOTE THAT THIS REVIEW IS FOR DESIGN REVIEW ONLY. THE LESSEE/TENANT AND THEIR DESIGN/INSTALLATION CONTRACTOR REMAIN RESPONSIBLE FOR COMPLIANCE WITH ALL RELEVANT AUTHORITY CODES AND REQUIREMENTS, AUSTRALIAN STANDARDS, SITE MEASUREMENTS OF EXISTING STRUCTURES AND LEVELS.	

©COPYRIGHT REECE KEIL DESIGN

DISCLAIMER

- THE WORKS DEPICTED ON THIS AND ACCOMPANYING DRAWINGS ASSOCIATED WITH THIS PROJECT PRODUCED BY REECE KEIL DESIGN ARE COVERED BY COPYRIGHT. THE WORKS DEPICTED ARE APPLICABLE TO THE PROJECT SITE ONLY AND MUST NOT BE USED FOR ANY OTHER PURPOSE. WORKS CANNOT BE COPIED OR REPRODUCED BY ANY MEANS WITHOUT THE WRITTEN PERMISSION OF REECE KEIL DESIGN.
- THIS DRAWING HAS BEEN PRODUCED BASED ON INFORMATION SUPPLIED BY OTHERS. WHILE ALL ATTEMPTS HAVE BEEN MADE TO ENSURE THE ACCURACY OF THE DRAWING, REECE KEIL DESIGN WILL NOT BE HELD RESPONSIBLE FOR THE ACCURACY OF THE INFORMATION PROVIDED.
- ALL CONSTRUCTION PRODUCED FROM ANY DRAWING BY REECE KEIL DESIGN SHALL REMAIN THE RESPONSIBILITY OF THE BUILDER, SUB-CONTRACTOR OR TRADESPERSON. -DO NOT SCALE FROM DRAWINGS
- VERIFY ALL DIMENSIONS ON SITE
- CHECK ANY DISCREPANCIES WITH DESIGNER

REVISIONS

DRAWING TITLE	REVISIONS	DATE
LIGHTING/SERVICES PLAN	A TENDER ISSUE	03.03.17
	B REMOVE WALL LIGHTS, ADD DOWNLIGHTS TO WASH WALLS, CHANGE LIGHTS ABOVE BOOTHS TO PENDANTS	07.03.17

DRAWING NO.

PROPOSED RESTAURANT FITOUT
TENANCY G0.53
OASIS CENTRE
BROADBEACH, QLD 4220

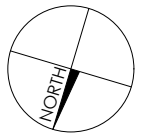
SCALE 1:80 @ A3 DATE 07.03.17

BA-2.1

REVISION B

reecekeil
DESIGN

M: P.O. BOX 2233, SURFERS PARADISE QLD 4217
T: 0411 164868 E: reecek@onthenet.com.au
W: www.reecekeildesign.com.au
ABN: 44143369234



TENANCY DESIGN APPROVAL

APPROVED / NOT APPROVED
(REFER TO NOTATIONS ON DRAWINGS)

RECOMMENDED
CREATIVE CORPORATION, DATE: 06.12.2019.

APPROVED
CENTRE MANAGEMENT, DATE:



CREATIVE
Corporation Australia

TENANCY DESIGN CONCEPT

APPROVED / NOT APPROVED
(REFER TO NOTATIONS ON DRAWINGS)

CENTRE: The Oasis
TENANCY No.: G 053
APPROVED BY:

DATE: 06.12.2019
APPROVED CONCEPT IS GIVEN TO THE LESSEE FOR THE SHOPFRONT, SHOP LAYOUT AND SIGNAGE DETAILS SHOWN IN THESE DOCUMENTS. CONTRACTORS TO VERIFY ALL DIMENSIONS ON SITE PRIOR TO COMMENCEMENT OF ANY WORKS. ALL WORKS TO COMPLY WITH RELEVANT LOCAL, COUNCIL AND HEALTH REQUIREMENTS LOCAL BUILDING REGULATIONS AND RELEVANT A.S.A. CODES AND STANDARDS.

ENGINEER'S CERTIFICATES REQUIRED TO VERIFY STRUCTURAL ADEQUACY

