




RWC



Incentives
available subject
to lease term

OFFICES
FOR LEASE

LEVELS 1 & 2 - 612_{m2}



2 BULLETIN PLACE



2 BULLETIN PLACE @ CIRCULAR QUAY

THE BUILDING

A modern boutique 14-storey office building offering a grand entry lobby with soaring ceilings and three high-speed lifts. Each 306sqm office floor features an outdoor terrace. Basement Parking is available, with End of Trip and recording studio facilities on the mezzanine.


THE POSITION

Offering an unrivalled position on the doorstep of Circular Quay, 2 Bulletin Place is located in Sydney's financial core, opposite Salesforce Tower, The Gateway and the Marriot Hotel. The new Quay Quarter lanes, Capella Hotel and upcoming Waldorf Astoria hotel are a 5min walk away.

"An incredible precinct in the heart of Circular Quay surrounded by Sydney's newest bars, cafe's, restaurants and foodcourts"

TRANSPORT

Circular Quay Train Station, Ferry Port and Light Rail are a 2minute walk. Abundant public parking to compliment the Basement Parking.

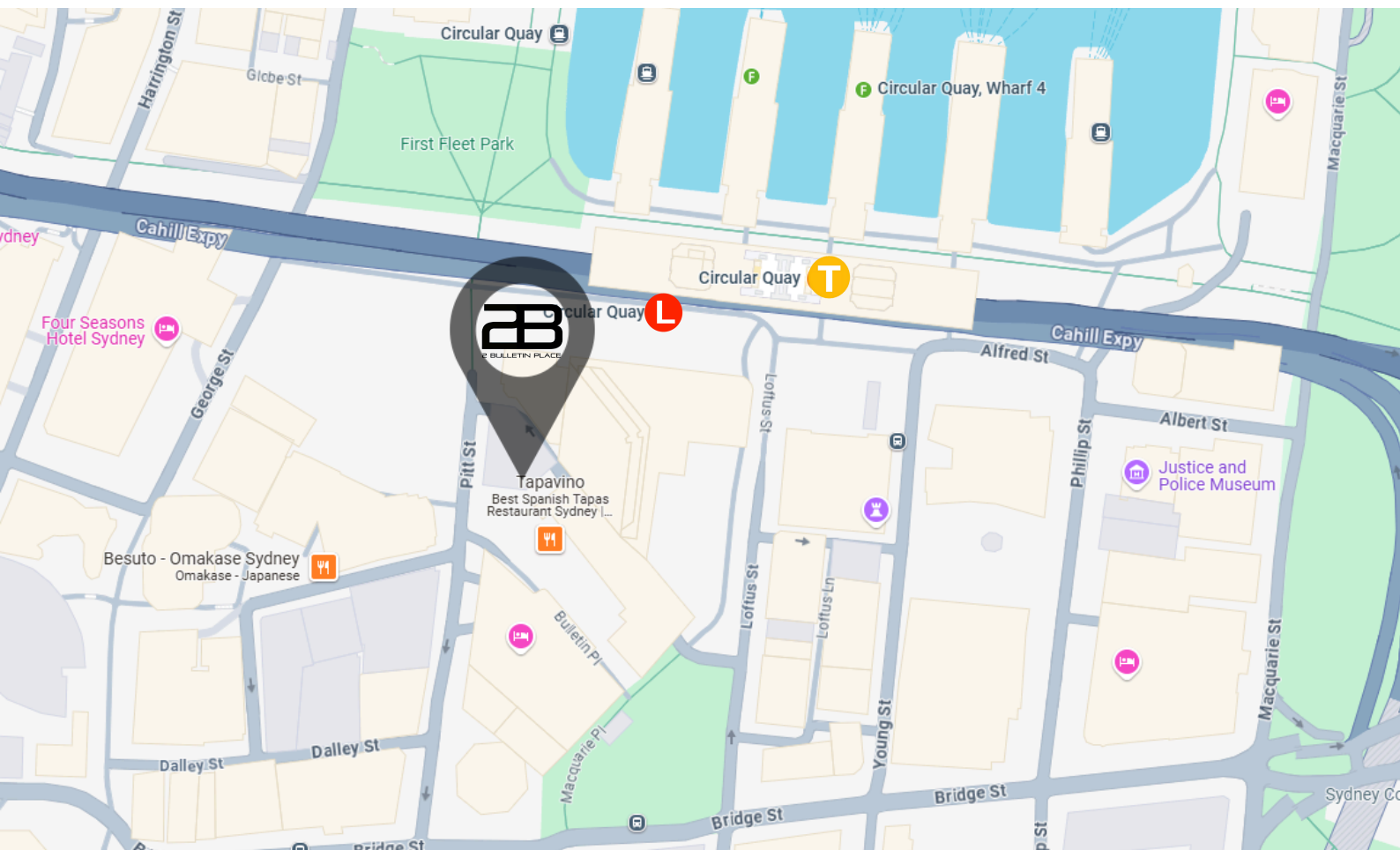


LEASING AVAILABILITY

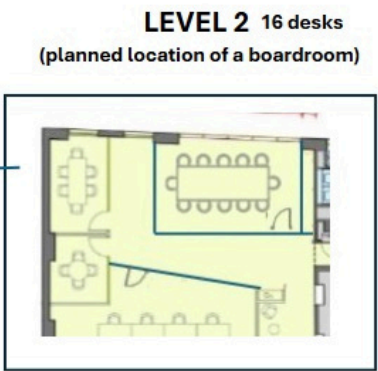
LEVEL / SUITE	AREA (M2)	GROSS RENT (pa)	TIMING	COMMENT	FLOOR PLAN
Level 1	306m2	\$1,150m2	Now	Fully fitted & furnished. 24 desks	Click here
Level 2	306m2	\$1,150m2	Now	Fully fitted & furnished. 24 desks	Click here
TOTAL	612m2				

- Interconnected floors by stairs, both with lift access.
- Large outdoor terrace on Level 2 off breakout/kitchen area.
- 4 Meeting Rooms and 6 quiet rooms
- Provision for landlord to build a large boardroom on Level 2 (will reduce to 16 desks on this floor - 40 desks in total).

All financial amounts stated in this document are exclusive of GST, which will be added to the amounts indicated.. All areas are approximate.



EXISTING NEW FITOUT






RWC



RWC

Julian Milne
0411 480 719
jmilne@raywhite.com



2 BULLETIN PLACE