

REV	DATE	AMENDMENT	INITIALS	CHECK
B	2022-03-21	TENDER ADDENDUM 3	AL	GO
C	2022-10-12	FOR TENDER	RAS	RAS
D	2023-04-14	CONSTRUCTION CERTIFICATE ISSUE	THW	RAS
E	2023-07-21	FULL ISSUE FOR COORD	AL	RAS
F	2024-03-01	ISSUED TO STRUCTURE FOR INFORMATION	AL	-
G	2024-03-26	CONSULTANT ISSUE	AL	
H	2024-04-03	FOR INFORMATION	AL	
I	2024-04-09	CONSULTANT ISSUE	AL	

Autodesk Docs /3155 - Civitas Stage 2/3155-Civitas Stage 2 - General_V01-02.mxd

©Copyright
These drawings and designs and the copyright thereof are the property of Morrison Design Partnership Pty. Ltd. and must not be altered, used, retained, or copied wholly or in part without the written permission of Morrison Design Partnership Pty. Ltd. ACN 001 569 266.

GENERAL NOTES
Morrison Design Partnership Pty. Limited accept no responsibility for the usability, completeness or accuracy of data transferred electronically. Recipients should when necessary request a hard copy version for verification. This drawing shall be read in conjunction with all architectural and other Consultants drawings and specifications and with such other written instructions as may be issued during the course of the contract. Figure dimensions shall be taken in preference to scaling. All level, datum points and dimensions on this drawing shall be verified by the builder on site. All discrepancies shall be referred to the architect for direction before proceeding with any works.
DO NOT SCALE THIS DRAWING.
MDP acknowledges the Cammeraygal people as the traditional custodians of this land.

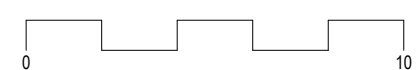
SURVEY NOTES
Survey data included in this drawing is based on survey drawing and is provided for preliminary design purposes only. As this drawing is based on information supplied by others, reference must be made to original survey drawings verified against site conditions.

CONDITIONS OF USE OF DOCUMENTATION

CONTRACTORS RESPONSIBILITY
THE PROVISION OF THESE DRAWINGS DOES NOT IN ANY WAY PRECLUDE THE CONTRACTORS RESPONSIBILITY TO COORDINATE, CHECK AND VERIFY ALL INFORMATION TO THE CONTRACTORS OWN SATISFACTION INCLUSIVE OF:
- BUILDING SETOUT
- STRUCTURAL COORDINATION
- SERVICES PENETRATIONS
- SETDOWNS, JOBS, UPSTANDS AND THE LIKE
- ALL OTHER ELEMENTS IMPACTING ON THE CONCRETE

PENETRATIONS
MORRISON DESIGN PARTNERSHIP DOES NOT IN ANY WAY WARRANT THAT ALL PENETRATIONS HAVE BEEN SHOWN ON THE CONCRETE PROFILE PLANS AND THE CONTRACTOR IS TO REVIEW, COORDINATE AND MAKE PROVISION TO SETOUT ALL PENETRATIONS REGARDLESS OF WHETHER OR NOT THEY ARE INDICATED ON THIS DOCUMENT.

GENERALLY
THESE DRAWINGS SHALL BE READ IN CONJUNCTION WITH THE COMPLETE ARCHITECTURAL DOCUMENTATION SPECIFICATION AND ALL OTHER CONSULTANTS' DOCUMENTATION AND SPECIFICATIONS AND SCHEDULES.
- PROVIDE CONTROL JOINTS AS PER THE STRUCTURAL ENGINEERS DRAWINGS
- WHERE WALLS CROSS SLAB CONTROL JOINTS BREAK WALL STRUCTURE AND LINING EACH SIDE TO FORM A 15MM GAP. TREAT STRUCTURE IN ACCORDANCE WITH APPROVED DOCUMENTED INSTALLATION METHODS TO ACHIEVE REQUIRED FIRE, SMOKE AND SOUND RATINGS. IT ROUNDO P35 JOINT CONTROLS TO WALLS.
- INSTALL CONTROL JOINTS IN ALL FINISHED SURFACE MATERIALS IN ACCORDANCE WITH THE MANUFACTURERS DOCUMENTED REQUIREMENTS.
- CONSTRUCTION OF ALL FIRE AND SMOKE WALLS AND ALL SERVICE PENETRATIONS SHALL BE SEALED IN ACCORDANCE WITH APPROVED DOCUMENTED INSTALLATION METHODS.



FOR INFORMATION

CLIENT

PROJECT
CIVITAS STAGE 2
MORGAN ST, WAGGA WAGGA

DRAWING TITLE
OVERALL GA PLANS - LEVEL 2 AND LEVEL 3

PROJECT NO. **3155** DRAWING NO. **A1102** REVISION **I**

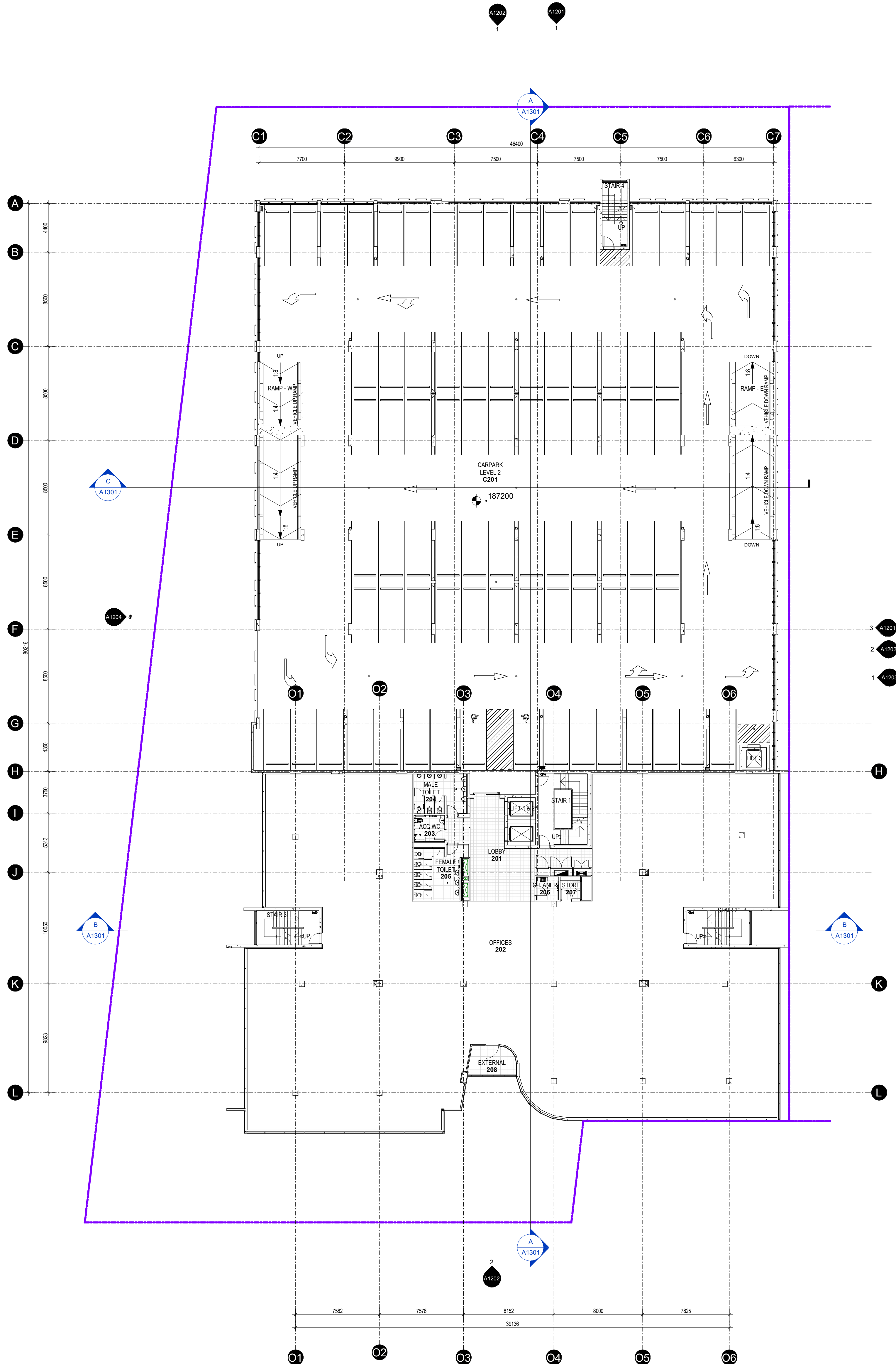
SCALE : As indicated @ B1

DRAWN :

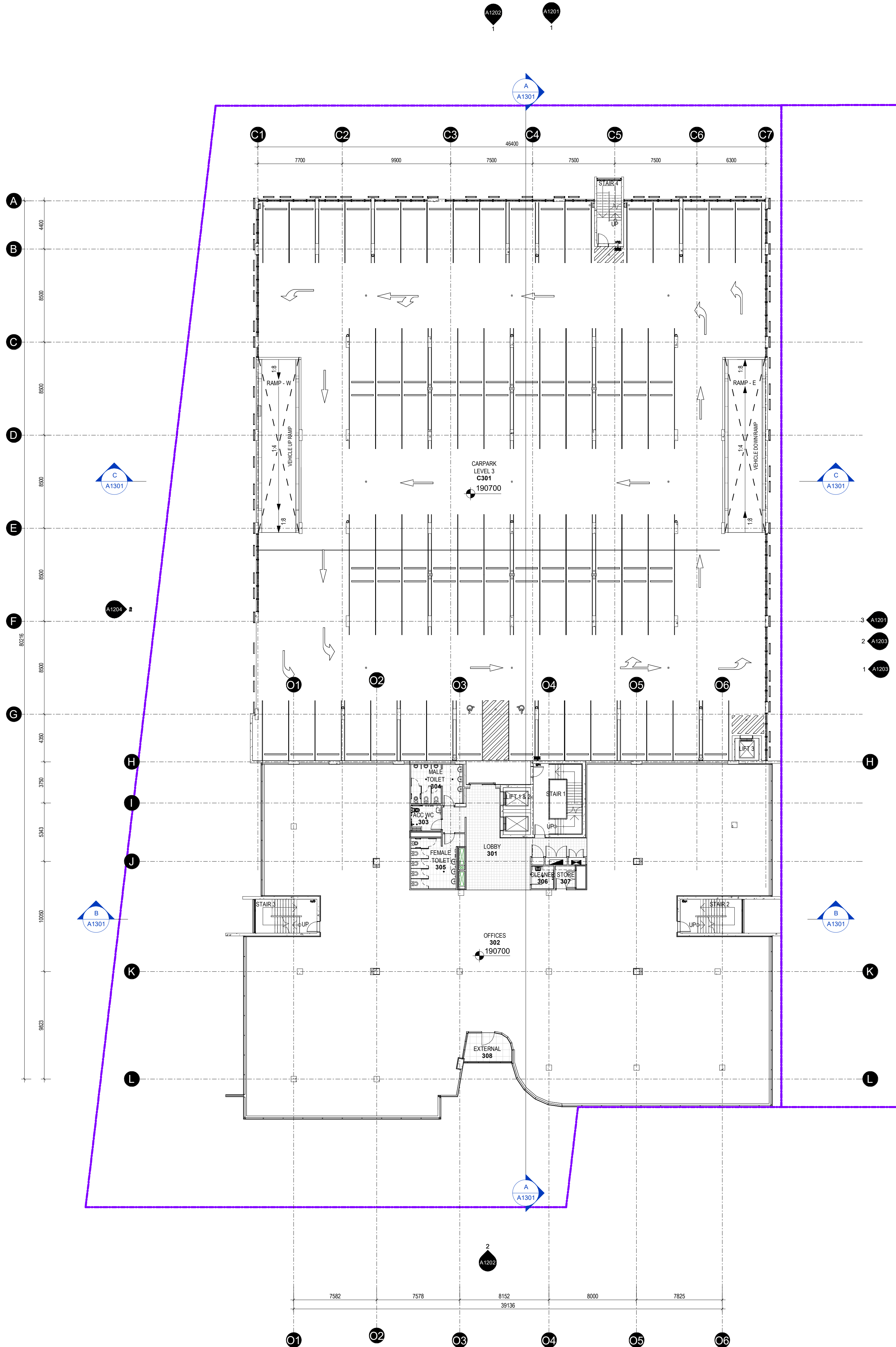
DATE : 2024-04-09

www.mdpas.com.au NSW Nom Architect: Glen Orlerton #7621.

mdp
architecture



2 GENERAL ARRANGEMENT PLAN - LEVEL 2
SCALE 1 : 200



1 GENERAL ARRANGEMENT PLAN - LEVEL 3
SCALE 1 : 200