



2-34 DAVIDSON STREET

CHULLORA

INFORMATION MEMORANDUM



Your Gateway to Chullora and beyond.
A strategic logistics and distribution location

Executive Summary

*Approximate



Warehouse – 4,525 sqm*
Office – 1,471 sqm*



Zoned E4 General Industrial



10m x 34m Awning



12km* North-West of Sydney Airport & Port Botany



3 On-grade roller doors



11.8m* Max ridge height



Location Overview

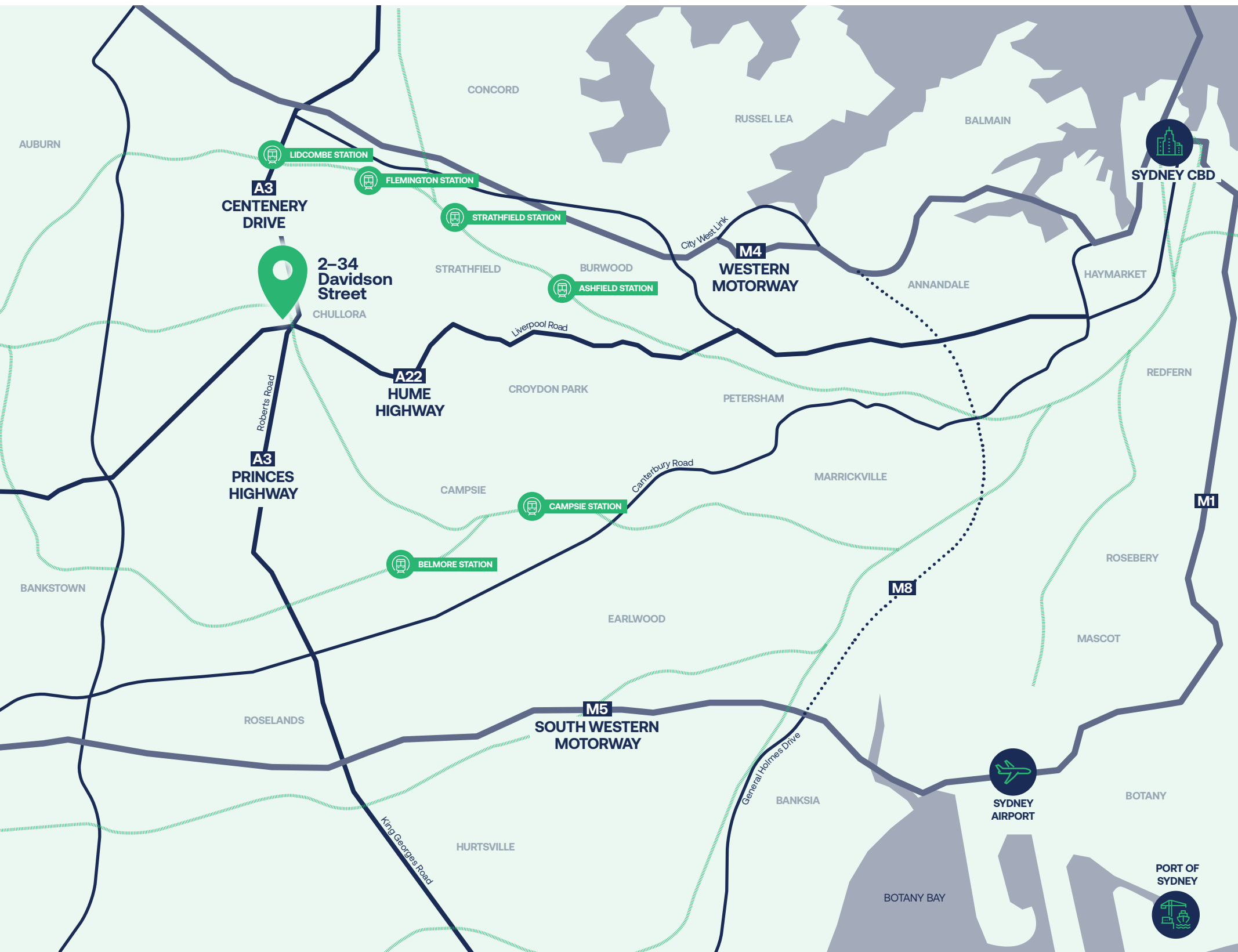
Gateway to Chullora is a highly accessible and functional industrial asset located in Chullora NSW, approximately 13km West of the Sydney CBD, and 12km North West of the Sydney Airport & Port Botany. The site provides excellent exposure from Centenary Drive and the Hume Highway, with proximity to major arterial roads of the Central West, including the M4 and M5 Motorways.

The freight railway adjoins the site and connects Sydney's west to Port Botany. Recent infrastructure upgrades, such as the completion of the West Connex tunnels along the M4 motorway, the new M8 tunnels, and the recent opening of the Sydney Gateway, have enhanced the connectivity of the site. This will be further improved with the completion of the M6 tunnels and Western Harbour Tunnel projects.

Chullora is considered a premier infill industrial and logistics precinct, located within the geographical centre of Sydney. Multiple national logistics users including Fed Ex, Australia Post, Linfox and CEVA have chosen this precinct for their facilities due to the superior access to population that the location provides, being within the top 10% of last mile locations within Sydney, accessing over 1.6m households within a 60-minute drive time.



OUTLINE INDICATIVE ONLY



Location Scorecard

Chullora is perfectly located in close proximity to national distribution centres and store networks.

Source: SA1 Property

Score to closest FedEx DC	100
Score to closest AusPost parcel DC	98
Score for high income households in 60 mins	96
Score for efficiency of access in 60 mins	96
Score for households accessed in 60 mins	95
Score for households accessed in 30 mins	93
Score for high income households in 30 mins	91
Score to closest DHL Express DC	86
Score from Airport	84
Score from Port	82

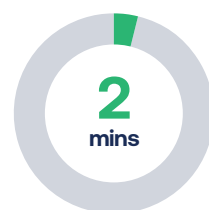
577k

Households in 30 minute direct drive time

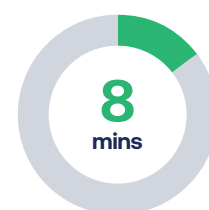
Unrivalled Connectivity



Hume Highway (A22) on ramp



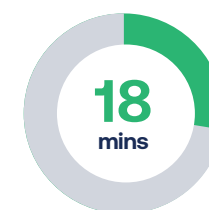
Princes Highway (A3) on ramp



Western Motorway (M4) on ramp



Sydney CBD



Sydney Airport



Port Botany

12.1m

Industrial GFA in 30 Minute direct drive time

Prime positioned
industrial asset

TEAM
GLOBAL
EXPRESS

POST

PFD

LINFOX

CEVA
LOGISTICS

2-34 DAVIDSON
STREET
CHULLORA

HUME HIGHWAY

ROBERTS ROAD

CENTENARY DRIVE

OUTLINE INDICATIVE ONLY



Tenancy 1A

1,471 sqm*

Office & amenities

4,525 sqm*

Warehouse

5,996 sqm*

Total

10m x 34m

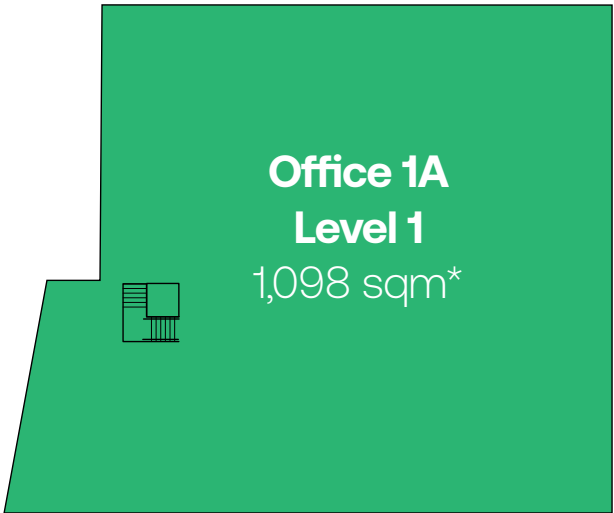
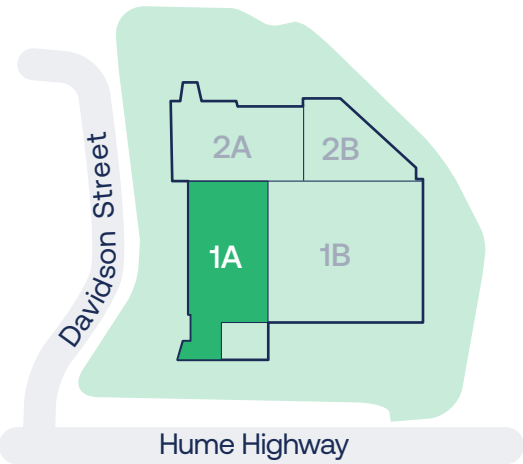
Awning

3

On-grade roller doors

AVAILABLE NOW

LOCATION PLAN



First Floor



Ground Floor

*Approximate

Brought to you by Gateway Capital



2-34 Davidson Street is owned and managed by Gateway Capital, an Australian based investment manager, working largely in the industrial and logistics sectors.

Gateway Capital has a keen focus on tenant relationships and a deep understanding of market dynamics. That means they can work flexibly, providing a range of space solutions to meet the needs of your business.

\$800m+

Assets Under
Management

\$600m+

Development
Pipeline

Agent Details

CBRE



MICHAEL O'NEILL

+61 431 500 939

Michael.ONeill@cbre.com.au



SHAUN TIMBRELL

+61 433 302 979

Shaun.Timbrell@cbre.com.au

DISCLAIMER

The information in this brochure is presented as general information and no representation or warranty is expressly or impliedly given as to its accuracy, completeness or correctness. It does not constitute part of a legal offer or contract. Artist impressions are for illustrative purposes only.

Creative by
Nose to Tail

