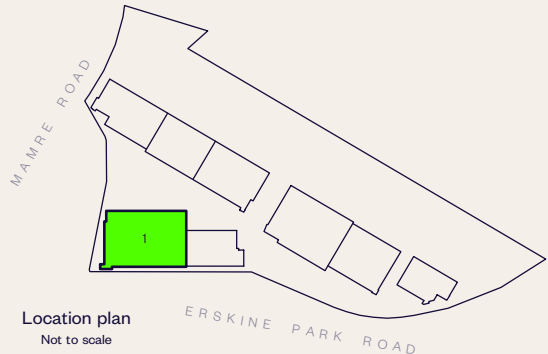



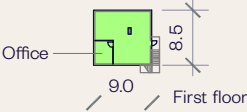
# BUILDING B1 PLAN

Westpark Industrial Estate

AREA SCHEDULE	SQM
Lower ground	
Office	273
Pump room	10
<b>Ground floor</b>	
Warehouse	20,043
Dangerous goods cage	3,149*
Office A	264
Office B	76
MSB Room	19
<b>First floor</b>	
Office	85
Carpark spaces	101
<b>Total building area</b>	<b>20,770</b>



Pump room  
(Located below  
driveway)



■ FOR LEASE

\* Dangerous goods cage is 3,149 sqm within the 20,043 sqm warehouse