

Australian Open Distance Championships - Freestyle

CrossCountry Ranking after run 1

COMPETITION JURY			TECHNICAL DATA	
TECHNICAL DELEGATE	Walker Andrew	(AUS)	COURSE	5 km
T.D. ASSISTANT	Paul Sandra	(AUS)	HIGHEST POINT	1822 m
CHIEF OF RACE	Ward Peter	(AUS)	LOWEST POINT	1732 m
TIMING	Blake Adrian	(AUS)	HEIGHT DIFFERENCE (HD)	90 m
STARTER	Inglis Murray	(AUS)	LENGTH OF LAP	10000 m
			NUMBER OF LAPS	1
			RACE DISTANCE	10.000 km
			HOMOLOGATION	Yes

LOCATION : Perisher Valley CATEGORY : Distance STYLE : Freestyle
 WEATHER : Sunny, no wind SNOW : Firm TEMPERATURE: SNOW : -2.0°C AIR : 3.0°C
 Records : 45 At Start : 42 Did Not Finish : 0 Disqualified : 0 At Finish : 42

Rank	Bib.	Name	Nation	Time	Gap
------	------	------	--------	------	-----

Gender: Women







1	19	Jezersek Barbara		28:38.1	
2	14	Jackson Ella		32:01.6	3:23.5
3	15	Cridland Phoebe		32:21.8	3:43.7
4	11	Morton Darcie		32:27.8	3:49.7
5	9	Fordham Rosie		33:52.5	5:14.4
6	17	Moore Chelsea		33:54.0	5:15.9
7	16	Champion Emily		33:59.1	5:21.0
8	18	Slattery Sarah		34:13.8	5:35.7
9	10	Oldham Kate		34:30.7	5:52.6
10	3	Bolin Ingvild		36:02.8	7:24.7
11	4	Bygrave Tuva		36:06.2	7:28.1
12	7	Oldis Brianna		36:22.7	7:44.6
13	8	Miskin Lulu		36:53.9	8:15.8
14	5	Price Hannah		37:10.3	8:32.2
15	13	Appleby Laura		38:36.3	9:58.2
16	12	Duffy Maysen		39:16.1	10:38.0
17	6	Hinckfuss Chloe		41:05.4	12:27.3
18	2	Connick Carys		48:19.6	19:41.5

Gender: Men
















1	54	Watson Callum		38:43.4	
2	55	Leccardi Valerio		39:59.2	1:15.8
3	56	Bellingham Phillip		40:33.3	1:49.9
4	52	Burton Liam		41:15.3	2:31.9
5	51	POLLOCK Mark		41:28.4	2:45.0
6	53	de Campo Seve		43:02.7	4:19.3
7	46	Gasche Christoph		43:37.7	4:54.3
8	50	Blackwell Nicholas		44:23.3	5:39.9
9	40	Whitley Colt		44:41.1	5:57.7
10	34	Darlington Chris		45:00.8	6:17.4
11	48	Walker-Broose Bentley		45:37.3	6:53.9
12	43	de Campo Fedele		46:41.6	7:58.2

CrossCountry


Ranking after run 1

Rank	Bib.	Name	Nation	Time	Gap
13	44	Burke Declan		46:42.3	7:58.9
14	42	Barnett Adam		47:39.3	8:55.9
15	39	Gordon Archie		47:42.1	8:58.7
16	38	Hinckfuss Hugo		47:46.7	9:03.3
17	47	Middlemiss William		48:29.1	9:45.7
18	49	Hoogenraad Tom		48:40.5	9:57.1
19	41	Manning Patrick		48:59.7	10:16.3
20	35	Eccleston Paul		50:49.2	12:05.8
21	45	Cooper Dominic		53:31.6	14:48.2
22	37	Bygrave Lee		56:16.4	17:33.0
23	33	Mitchell Brynly		1h03:16.7	24:33.3
24	36	Finnie Jim		1h31:57.4	53:14.0

Gender: Women / Category: U20

1	15	Cridland Phoebe		32:21.8	
2	11	Morton Darcie		32:27.8	6.0
3	9	Fordham Rosie		33:52.5	1:30.7
4	17	Moore Chelsea		33:54.0	1:32.2
5	16	Champion Emily		33:59.1	1:37.3
6	10	Oldham Kate		34:30.7	2:08.9
7	3	Bolin Ingviid		36:02.8	3:41.0
8	4	Bygrave Tuva		36:06.2	3:44.4
9	7	Oldis Brianna		36:22.7	4:00.9
10	8	Miskin Lulu		36:53.9	4:32.1
11	5	Price Hannah		37:10.3	4:48.5
12	13	Appleby Laura		38:36.3	6:14.5
13	12	Duffy Maysen		39:16.1	6:54.3
14	6	Hinckfuss Chloe		41:05.4	8:43.6
15	2	Connick Carys		48:19.6	15:57.8

Gender: Women / Category: U23

1	14	Jackson Ella		32:01.6	
---	----	--------------	---	---------	--

Gender: Women / Category: U40






1	19	Jezersek Barbara		28:38.1	
2	18	Slattery Sarah		34:13.8	5:35.7

Gender: Men / Category: U20

1	50	Blackwell Nicholas		44:23.3	
2	40	Whitley Colt		44:41.1	17.8

CrossCountry

Ranking after run 1

Rank	Bib.	Name	Nation	Time	Gap
3	48	Walker-Broose Bentley		45:37.3	1:14.0
4	43	de Campo Fedele		46:41.6	2:18.3
5	44	Burke Declan		46:42.3	2:19.0
6	42	Barnett Adam		47:39.3	3:16.0
7	39	Gordon Archie		47:42.1	3:18.8
8	38	Hinckfuss Hugo		47:46.7	3:23.4
9	47	Middlemiss William		48:29.1	4:05.8
10	49	Hoogenraad Tom		48:40.5	4:17.2
11	41	Manning Patrick		48:59.7	4:36.4
12	33	Mitchell Brynly		1h03:16.7	18:53.4

Gender: Men / Category: U23

1	52	Burton Liam		41:15.3	
2	53	de Campo Seve		43:02.7	1:47.4
3	45	Cooper Dominic		53:31.6	12:16.3

Gender: Men / Category: U30

1	54	Watson Callum		38:43.4	
2	56	Bellingham Phillip		40:33.3	1:49.9
3	51	POLLOCK Mark		41:28.4	2:45.0


Gender: Men / Category: U40

1	55	Leccardi Valerio		39:59.2	
2	46	Gasche Christoph		43:37.7	3:38.5
3	34	Darlington Chris		45:00.8	5:01.6


Gender: Men / Category: U50

1	35	Eccleston Paul		50:49.2	
---	----	----------------	---	---------	--

Gender: Men / Category: U60

1	37	Bygrave Lee		56:16.4	
---	----	-------------	---	---------	--

Gender: Men / Category: U70

1	36	Finnie Jim		1h31:57.4	
---	----	------------	---	-----------	--

CrossCountry

Ranking after run 1

RECAP

Records :	42
Did Not Start :	0
Did Not Finish :	0
Disqualified :	0
Did Not Qualify for 2nd RUN :	
At Finish :	42

Chief of Race

Technical Delegate

Timing