



Athletics
New South Wales

ANNUAL REPORT

Athletics NSW
Annual Report
2012-2013

CONTENTS

| | |
|---|----|
| Company Information | 1 |
| Directors' Profiles | 2 |
| Chairman's Report | 4 |
| CEO's Report | 5 |
| Directors' Report | 7 |
| Auditors Independence Declaration | 10 |
| Statement of Comprehensive Income | 11 |
| Statement of Financial Position | 12 |
| Statement of Changes in Equity | 13 |
| Statement of Cash Flows | 14 |
| Notes to the Financial Statements | 15 |
| Director's Declaration | 26 |
| Independent Audit Report | 27 |
| Disclaimer | 29 |
| Detailed Income and Expenditure Statement | 30 |
| Membership and Club Administration | 32 |
| Membership Statistics | 33 |
| Competition | 37 |
| Records | 40 |
| Officials | 41 |
| Development | 42 |
| Hunter Region | 43 |
| Greater Western Sydney Region | 44 |
| Target Talent Program | 45 |
| Marketing | 46 |
| NSW Champions | 48 |
| NSW Roll of Honour | 57 |
| ANSW Awards | 58 |
| Life Members | 59 |
| Merit Awards | 60 |
| Condolences | 61 |

ATHLETICS NSW LIMITED

ABN 11 330 775 869

(Founded 20 April 1887, incorporated 15 January 1996)

Postal Address: PO Box 595, Sydney Markets, NSW, 2129

Street Address: Sydney Olympic Park Athletic Centre,
Edwin Flack Drive, Sydney Olympic Park, NSW 2127

Telephone: (02) 9746 1122

Facsimile: (02) 9746 1168

Email: info@nswathletics.org.au

Website: www.nswathletics.org.au

This report covers the period 1 April 2012 to 31 March 2013 unless specified otherwise.

Edited by Janet Naylor

Proofreading by Betty Moore

Designed by KDR Design and Print

Photography by Getty Images, Kel Bradstock (Photos in a Flash), David Tarbotton, Andrew Atkinson-Howatt, Ron Cozijnsen

COMPANY INFORMATION

Board of Directors

Sean Scanlon (Chairman)
Marguerite Gregan
Peter Higgins (Elected July 2012)
Neil Hinton
Betty Moore
Michael O'Mara
Stuart Paterson
Jörg Probst
Mark Rosenberg (Retired July 2012)
Brian White (Elected July 2012)
Gordon Windeyer (Retired July 2012)

Advisory Panels

Competition Advisory Panel

Paul Carr (MIN)
Wayne Crandell (ASW)
Doug Fulford (BAN)
Dean Gleeson (SYU) (Resigned December 2012)
Ian Morgan (SYP)
Ian Lister (ILL)
Janet Naylor (UTN, NMA)
Jörg Probst (HIL) (Resigned December 2012)
Andrew Watson (BAL)
Garry Womsley (HIL, NMA)
Brent Hayward (ANSW Competition Manager)
Hanri Delanty (ANSW Operations Manager)

Officials Advisory Panel

Mary Fien (UTN, NMA)
Peter Higgins (UTN)
Larry Jacka (HIL)
Geoffrey Martin OAM (SYU)
John Morris (NOW)
Kim Owens (RBH)
Liz Radley (ANSW)
Peter Reynolds (HIL) (Chairperson)
Ron Richter OAM (CBT)
Garry Womsley (HIL, NMA)
Hanri Delanty (ANSW Operations Manager)

Awards Committee

Ian Lister (ILL)
Betty Moore (RYD)
David Tarbotton (UTN)
Rachel Mullane (ANSW Membership and Administration Manager)

Special Awards Committee

John Atterton (UTN)
Janelle Eldridge OAM (RYD)
Rod Gibb OAM (NOW)
Jean Harmey

Staff

Managing Director and
Chief Executive Officer: Greg Meagher
Financial Controller: Graeme Reid
Accounts Payable: Rachael Woo
(Appointed 12 July 2012)
Competition Manager: Janet Nixon
(Appointed 1 April 2012; Resigned 13
September 2012)
Brent Hayward
(Appointed 17 September 2012)
Operations Manager: Brent Hayward
(Resigned 14 September 2012)
Hanri Delanty
(Appointed 10 September 2012)
Development Manager: Matt Rowan
Development Officer: Lisa Corrigan
(Appointed 23 July 2012)
Membership and
Administration Manager: Rachel Mullane
Marketing Manager: Clare Dale
(Appointed 15 May 2012)
Digital Marketing
and Media Coordinator: Kathy Topham
(Appointed 21 January 2013)
Hunter Region Athletics Coordinator: Scott Westcott
Greater Western Sydney
Development Officer: Nick Bromley
IT Consultant: Ashley McMahan
Office Volunteers
Registrations: Vilis Gravitis (SGD)
Archives: Ron Richter OAM (CBT)
Running Australia: Peter Higgins (UTN)
Honorary Positions
Constitution Officer: Michael O'Mara (BAN)
Solicitor: Geoffrey Adelstein
Auditor DFK Laurence Varney

DIRECTORS' PROFILES

CHAIRMAN:

SEAN SCANLON – WALLSEND ATHLETIC CLUB

- BCom, DipLaw, GradDipLegalPractice, CA, MAICD
- Vice Chancellor Administration for the Diocese of Maitland-Newcastle
- Formerly a member on the strategic planning team for Barclays Bank in London, Global Business Manager for UBS Finance in London and CEO Office Business Manager for Russia and the CIS
- Administrator and Treasurer of Wallsend Athletic Club
- Competed in athletics around the world in track, marathon and road running events
- Level 2 Jumps Coach

BOARD OF DIRECTORS:

MARGUERITE GREGAN – SYDNEY UNIVERSITY ATHLETICS CLUB

- BComm
- Banker in Dublin, London and Sydney (retired)
- Professional experience in the areas of Operations, Risk Management, Lending, Lending Recovery and Offshoring
- Involvement or participation in athletics for over 35 years
- Represented Ireland as a sprinter in junior competition and now participate in 10km and half marathon events
- World Junior Championships 1996 - Manager, Team Liaison Officers
- Olympic Games 2000 - Pioneer Volunteer and Athletics Training and Warm-Up Venue Volunteer
- AA Technical Official and currently progressing through B level exams
- Chair of the Board Risk Sub-Committee

PETER HIGGINS – UTS NORTHERN SUBURBS ATHLETICS CLUB

- BVSc, MBA, FAIM, FAICD, FAMI, FICA, JP
- Held senior management and marketing roles with Nestlé, Mars, Commonwealth Bank, Encyclopaedia Britannica and NSW Government
- Currently lecturing at University of Sydney and managing own media and marketing company
- Director of Expert Results and Australia Media Centre
- Previous Director of Australian Red Cross, Guide Dog Association, Sydney Media Centre (Olympics), TSE Foundation, Eyes of the World, Animal Welfare League
- Former sprinter (100m, 200m, and 400m)
- AA Technical Official
- Member ANSW Officials Advisory Panel, ANSW representative for AA's Running Australia program, Member AA Facilities and Equipment Committee

NEIL HINTON – WYONG ATHLETICS CENTRE INC.

- GradDipTeaching, DipTeaching
- Teacher at Brisbane Water Secondary College
- Commonwealth Games 2006 – Technical Official
- Olympic Games 2000 – Athletics Training and Warm-Up Venue Volunteer
- AA Technical Official, Level 3 Coach – Sprints, Hurdles and Throws, Level 1 and 2 coach education presenter
- Member of the Board Risk Sub-Committee
- Life Member Wyong Athletics Centre (currently Secretary/ Treasurer)
- Athletics NSW Merit Award

BETTY MOORE – RYDE ATHLETICS CENTRE

- MSc, GradDipChStudies, MRACI, C.Chem
- Former Manager of Consulting Analytical Laboratory, Project Officer in Intellectual Property Management
- Former executive member Girls' Brigade NSW and NSW Duke of Edinburgh's Award Committee
- World record holder 80m hurdles – 10.5sec. Held Great Britain and European hurdles and relay records.
- Commonwealth Games 1962 – silver medallist in 80m hurdles and 4x110 yard relay
- Olympic Games 2000 – Technical Official
- Paralympic Games 2000 – NPA to Great Britain Chef de Mission
- AA Technical Official, Level 4 Coach
- Patron Ryde Athletics Club, Vice President Sydney University Athletics Club
- Athletics NSW and Athletics Australia Life Member and Merit Award

MICHAEL O'MARA – BANKSTOWN SPORTS ATHLETICS CLUB

- BBus (Accounting), CPA, ACIS
- Manager Program Coordination Business Finance Improvement, RailCorp
- Olympic Games 2000 – Press Operations Team (Athletics)
- Paralympic Games 2000 – Technical Information Centre (Athletics)
- World Junior Championships 1996 – Ticketing Manager
- AA Technical Official
- Former Chairman of Athletics NSW Competition Advisory Panel and Sydney Corporate Cup
- Athletics NSW Honorary Constitution Officer
- Australian Commonwealth Games Association (NSW) Executive Delegate
- Life Member Bankstown Sports Senior Athletics Club

STUART PATERSON – UTS NORTHERN SUBURBS ATHLETIC CLUB

- BCom (Accounting), CPA, FFinsia
- Previously worked in funds management at MIR Investment Management, Perpetual Investments and Rothschild Asset Management
- NSW representative in cross country, road and track; NSW Mountain Running Champion in 2006; member of first NSW team to win a National Club Championship
- Medallist in middle distance and cross country at masters State, National and World Championships, and holds Australian Open Indoor 4x200m record
- Olympic Games 2000 – Technical Information Centre (Athletics)
- AA Technical Official and 10 year service award, Level 2 Club Coach
- Member of the Board Risk Sub-Committee
- Member of ANSW Competition Panel 2003-2008 (Chairman, 2005-2007)
- Life Member UTS Norths Athletic Club, former member Ryde-Hornsby and UNSW
- Athletics NSW Merit Award

JÖRG PROBST – HILLS DISTRICT ATHLETICS CLUB

- BA, DipLaw
- Former lawyer
- Knowledge Consultant – King & Wood Mallesons
- Active competitor 1982-present
- Level 4 Coach – Throws
- Member Track and Field Coaches Association
- Editor and author for "Modern Athlete & Coach"
- Member ANSW Competition Advisory Panel

MARK ROSENBERG – UNIVERSITY OF NSW ATHLETICS CLUB


- BA, LLB, LLM, MMgmt
- Managing Director, Balanced Curve
- Former CEO, Great Big Events; Former Executive Director, Marketing and Communications, Sydney Olympic Park Authority, Former National Brand Marketing Manager, Caltex Australia
- World Cup 1989 – 4x400m team
- World University Games 1985 – 200m and 400m representative
- Life Member UNSW Athletics Club
- Member Athletics Australia Appeals Tribunal

BRIAN WHITE – SYDNEY UNIVERSITY ATHLETICS CLUB

- BSc, GradDipChemEng
- Councillor, Sydney University Sports Foundation (a multimillion dollar charitable status fund for support of 44 University Sports)
- Former Director of Engineering Services firm ANCO Australasia; Former General Manager, BPAY; Former General Manager Transaction Services, Commonwealth Bank
- Central defender Kissing Point Football Club 1992-2013
- Current active certified member Ku-ring-gai and District Football Referees Association
- Part-time ski instructor at Thredbo Snowsports School (Austrian-trained and qualified in 2011)
- Volunteer for Athletics Training Facilities 2000 Olympics
- NSW U20 400m hurdle champion 1983, NSW junior and senior representative 1982-1986 (400m hurdles, 110m hurdles, 4x400m relay)
- Former Secretary, Treasurer, Captain and President of Sydney University Athletics Club 1981-1990

GORDON WINDEYER – SYDNEY UNIVERSITY ATHLETICS CLUB

- BEc, DipFinMgmt
- Former founding Executive Director of private equity firm Catalyst Investment Managers Pty Limited
- Founding Director of Athletics NSW Ltd and Life Member
- Commonwealth Games 1974 – High Jump gold medallist
- Commonwealth Games 1978 – High Jump representative
- World Cup 1977 – High Jump representative
- Australian High Jump Champion – 1976-1978
- Vice President, Sydney University Athletics Club



CHAIRMAN'S REPORT



It has been another exciting year for Athletics New South Wales. We have taken great strides in growing the sport. I am pleased to report that registrations have grown from 5,000 to 6,500 and are expected to hit 7,000 by the end of the season. Many of these new registrations are community athletes who are tasting our sport for the first time and it is now our task to form a stronger relationship with these individuals so that they can experience athletics in other ways. I hope that we can continue to grow this

membership over the coming years and see these people get involved in track and field on a regular basis.

ANSW continues to work closely with Little Athletics NSW and we believe that this relationship can only grow stronger. We share development resources, work together on major events and continue to grow dual athlete participation.

Our showpiece events, the Sydney Track Classic and Hunter Track Classic were again highlights on the athletics calendar. Both events had to deal with unexpected problems with uncertain weather in the Hunter and the loss of big names in Sydney, but they were both outstanding evenings of athletic entertainment.

Another great success was the Fernleigh 15 held in Newcastle last October. This icon course will become the State 15km Championship and will grow from 900 participants in the first year to something even bigger in the years to come. Speaking of success, the NSW All Schools just gets bigger with more than 1,500 athletes competing over the three days. Quite obviously there is a broad appeal to high school age athletes, we just need to unlock the path to keeping those talented juniors in athletics once they leave school.

The past year saw some tremendous performances by NSW athletes both domestically and overseas. The Olympics saw 12 NSW athletes represent their country at the highest level. We also saw 16 of our juniors mixing it with the best at the 2012 World Junior Championships in Barcelona.

Looking forward, the ANSW Board has developed a new strategic plan, which reflects the Athletics Australia strategic plan. The cornerstones of this strategy will be to broaden participation, ensure high performance outcomes and address the need for more officials.

We have already invested in the sport by supplementing our staffing with a new development officer. We have engaged marketing resources to raise the profile of the sport and our events. I hope that in the coming year we can also do more to support clubs and to attract and retain officials in a co-ordinated and targeted manner. The budget is limited but resources need to be ploughed back into the sport to reinforce the keystone areas of clubs, officials and participation.

No doubt it will continue to be difficult to attract government funding and sponsorship. We will need to show these stakeholders that athletics is a vibrant sport that is growing and engages people of all ages, abilities and genders. We have a unique sport that forms the basis for all other sports and that message must continue to be articulated. We are grateful to our loyal sponsors including Kings Sports Store, Buffalo Sports, Sydney Olympic Park Authority and Destinations NSW. With your support our sport has grown and remains financially viable.

In the past year we saw the passing of some outstanding representatives of athletics in this state. John Treloar AM was one of the greatest NSW athletes of all time. John stands as the only Australian to have competed in an Olympic 100 metre final. He was a pioneer in the sport. Also from that era, Peter Mullins was a great all round athlete having represented Australia in the decathlon at the London Olympics of 1948. Both of these men are part of the rich history of athletics in this state.

I must acknowledge the contributions to the Board of ANSW from Gordon Windeyer and Mark Rosenberg who stepped down at the last Annual General Meeting. Gordon was a founding shareholder when the association was incorporated in the mid 1990s. His contribution has been significant and he continues to assist the By Laws Subcommittee. I must especially acknowledge the work Gordon did to update the company's constitution last year. Mark during his time on the board provided a genuine insight to the governance of the company and the sport, which has helped to improve it and how it operates.

Finally, I must thank the people who ensure the sport in NSW continues to succeed. Greg Meagher and his small team of keen staff do a lot and their work is appreciated. The officials, coaches and volunteers who give their time freely week after week make our events possible, from club competitions through to Australian Championships. Please keep doing what you are doing and thank you.

Sean Scanlon
Chairman

CEO's REPORT



INTRODUCTION

This season has been an exciting period of growth and initiatives for Athletics New South Wales. The business has been focussed on ways of growing our membership base and staffing resources, as well as introducing new events and programs that provide extra benefit to our members and in turn drive revenue for the organisation.

Coming off an Olympic year, ANSW was eager to capture the momentum that

follows, and as such, introduced many initiatives like the Community Athlete registration category in order to extend our membership to the target audience of recreational athletes.

Athletics New South Wales' purpose continues to be to foster the appreciation, enjoyment and development of athletics in NSW. The introduction of exciting community events like the Fernleigh 15 and regional fun runs, the establishment of our high performance Targeted Talent Program (TTP), implementation of a strategic marketing plan, and the continued improvement of the quality and delivery of our competitions has meant we have been able to continue to deliver on this purpose throughout 2012-13.

STAFFING

The 2012-13 season has been an exciting period of growth for ANSW. Several new faces have joined the team, bringing with them some fresh ideas and new approaches to improving services to members.

Brent Hayward was appointed as the Competition Manager. Brent's promotion to this senior role was due to the resignation of Janet Nixon who left Athletics NSW and Australia when her family moved overseas. Janet's contribution to the sport of athletics at a state and national level will be sorely missed. ANSW takes this opportunity, on behalf of the entire athletics community, to thank Janet for her many years of service as a Technical Official especially in the area of photo finish and more recently this year in her role as Competition Manager.

Hanri Delanty was appointed to the position of Operations Manager and has been a great organiser with strong skills in administration and working with and managing volunteers.

Lisa Corrigan joined Athletics NSW in July as a Development Officer. Lisa has been involved in athletics almost all her life. She started in Little Athletics and went on to compete as a middle distance runner for Australia, most notably at the Melbourne Commonwealth Games in 2006, the World Championships in 2007 and the Olympic Games in 2008. Lisa is working with Matt Rowan (Development Manager) to support metropolitan and regional clubs to grow membership and participation at all levels.

Marketing was identified as a cornerstone of the ANSW strategy and a Marketing Manager, Clare Dale and Digital Marketing and Media Coordinator, Kathy Topham were appointed, both in a part-time capacity, to drive the organisation's marketing initiatives and improve the ANSW footprint in social media channels.

MEMBERSHIP

The primary organisational objective in the 2012-13 season was to drive membership growth. Hence, the Community Athlete category was introduced to extend the membership base to social and recreational runners. This has had a significant impact on our membership growth. Registrations have passed last year's total with the winter season still to be finalised. At the conclusion of the financial year, total registrations were 5,562, which is 532 more than the end of season count in 2012. There are over 1,100 Community Athletes registered with Athletics NSW, and the Dual category has risen compared with 2012. Membership growth is continuing to track well with a forecast of exceeding 7,000 members by 30 September 2013

INITIATIVES

Initiatives introduced by ANSW this season included:

- The introduction of the Community Athlete category to capture the large market of social and recreational athletes who were partaking in the sport of athletics through fun runs and school or community based competition, but were not recognised as part of the ANSW membership.
- Waiving the registration fee payable for accredited Technical Officials. Officials are the backbone of all competition and the decision to waive the \$20 registration fee was a way of thanking Technical Officials for their expertise and input throughout the season.
- The introduction of the Athletes' Advantage Program was designed to add more value to the ANSW membership proposition. The program gives all members access to great offers and discounts from some fantastic retailers and service providers.
- Some exciting regional events are being introduced to the ANSW calendar to complement the successful winter running season and also capitalise on the success of the Fernleigh 15. The first of these was the support of the Goulburn Cross Country Fun Run, which was part of Goulburn's 150 year celebrations on 23-24 March.

ACHIEVEMENTS

There were some outstanding achievements by New South Wales athletes throughout the 2012-13 season. At the 2012 NSW Sports Federation Awards four NSW athletes were recognised for their excellent performances. Finalists for these awards included:

- Steve Solomon (Young Athlete of the Year);
- Noreen Parish (Masters Athlete of the Year);
- Evan O'Hanlon (Athlete of the Year with a Disability);
- Georgia Beikoff (Young Athlete of the Year with a Disability); and
- Fira Dvoskina (Coach of the Year).

Further, Evan O'Hanlon was awarded Australian Male Paralympic Athlete of the Year by the Australian Paralympic Committee.

NSW athletes have been selected in Australian teams for the following competitions. These lists are correct at the time of writing and it is hoped more athletes achieve the qualifying standards and are added to teams.

CEO's REPORT

UNIVERSIADE, Kazan, Russia, 6-17 July 2013

Ian Dewhurst (SYU) (400m hurdles), Nick Hough (SYU) (100m, 200m), James Kaan (UTN) (1500m), Alix Kennedy (SYU) (Discus), Matt Lynch (MIN) (400m), Justin Merlino (SYU) (110m hurdles), James Nipperess (SYU) (3000m steeple), Anneliese Rubie (SYU) (200m, 400m), Sophie Stanwell (MHA) (Heptathlon).

World Youth Championships, Donetsk, Ukraine, 10-14 July 2013

Molly Blakey (RBH) (400m), Alysha Burnett (CHE) (Heptathlon), Yasenaca Denicaucau (HIL) (Shot Put and Discus), Alexandra Hulley (HIL) (Hammer), Costa Kousparis (HIL) (Hammer), Audrey Kyriacou (SOS) (Long Jump), Paletina Lemi (WES) (Shot Put), Mackenzie Little (UTN) (Javelin) and Georgia Wassall (ASW) (800m).

IPC World Athletics Championships, Lyon, France 19-28 July 2013

Angie Ballard (SYU) (100m, 200m, 400m), Christie Dawes (MHA) (1500m, 5000m), Kurt Fearnley (MHA) (Marathon), Guy Henly (BAN) (Discus), Rosemary Little (HIL) (100m, 200m).

IAAF World Championships, Moscow, Russia, 10-14 August 2013

Luke Adams (BAN) (50km Walk), Anthony Alozie (SUT) (4x100 Relay), Jane Fardell (ANSW) (Marathon), Jarrod Geddes (ILL) (4x100 Relay), Nick Hough (SYU) (4x100 Relay), Tim Leathart (SYP) (4x100 Relay), Joshua Ralph (SYU) (4x400 Relay), Ben St Lawrence (SGD) (10,000m), Brandon Starc (PAR) (High Jump), Steven Solomon (RBH) (400m, 4x400 Relay), Lara Tamsett (SYU) (10,000m), Scott Westcott (MHA) (Marathon).

COMMERCIAL

This season we have seen the renewal and extension of our partnerships with Kings Sports Store and Kombat. After many years as a proud supporter, adidas did not renew as a sponsor of ANSW, however we are delighted to welcome On-Running as the Official Shoe Partner for the 2013 Fernleigh 15 and Winter Series, which includes the Sydney:10.

In addition to our major sponsors: Kings Sports Store, Kombat, On-Running, Sydney Olympic Park, Greater Building Society, Novotel Sydney Olympic Park and the NSW Government Office of Communities Sport and Recreation, we have been delighted to form an association with our Athletes' Advantage Program partners.

The following companies have joined forces with ANSW to provide our members with valuable discounts: adidas, AHL Cinemas, Victor Sports, Europcar, Accor Hotels, Freelap and Ministry of Paintball. We thank them for their support of the ANSW Athletes' Advantage Program and encourage our members to take advantage of their special offers

THANK YOU

Athletics NSW takes this opportunity to formally recognise and thank the wonderful group of hard working Technical Officials who devote an enormous amount of time, experience and talent to ensure competitions are run perfectly and to set the standard for officiating in this country.

Appreciation is extended to the club administrators and volunteers who devote many hours to the running of their respective clubs, ensuring the best possible coaching and competition for their members week in and week out. The success and growth of athletics in NSW is a direct result of their efforts.

The Board of Directors is acknowledged for their leadership, guidance and tireless work in building an effective leadership environment for the organisation and staff. The staff also deserves recognition and thanks for their efforts and professionalism to make a difference for those who compete, officiate and coach in our sport.

Greg Meagher
Chief Executive Officer



Athletics NSW Limited

ABN 11 330 775 869

Directors' Report

For the Year Ended 31 March 2013

Your directors present their report on Athletics NSW Limited for the financial year ended 31 March 2013 together with the financial statements.

1. General information

Directors

The names of the directors in office at any time during or since the end of the year are:

| Names | Elected/Resigned |
|-------------------|-------------------------|
| Sean Scanlon | |
| Marguerite Gregan | |
| Neil Hinton | |
| Betty Moore | |
| Michael O'Mara | |
| Stuart Paterson | |
| Jörg Probst | |
| Brian White | Elected July 2012 |
| Peter Higgins | Elected July 2012 |
| Mark Rosenberg | Resigned July 2012 |
| Gordon Windeyer | Resigned July 2012 |
| Greg Meagher | |

Principal activities

The principal activity of Athletics NSW Limited during the financial year consisted of promoting and organising of athletics events.

No significant changes in the nature of the entity's activity occurred during the financial year.

Short and long term objectives and the strategies for achieving the objectives

The company's strategies in achieving the short and long term objectives are as follows:

Growth in the athlete participation base

- Significant increase in athletes with a particular focus on the recruitment and retention of transition aged athletes.

Increase the number and improve the standard of accredited coaches in NSW

- Develop strategies to recruit, educate and retain coaches that are associated closely with ANSW clubs.

Growth in the number of accredited officials associated with clubs in NSW

- Improve strategies to recruit, educate and retain officials that are associated closely with ANSW clubs.

Athletics NSW Limited

ABN 11 330 775 869

Directors' Report

For the Year Ended 31 March 2013

1. General information continued

Short and long term objectives and the strategies for achieving the objectives continued

Strengthening of club infrastructure

- Better structures and resources to attract and retain volunteers in clubs through programs such as Clubs on Track.

Improve athletics facilities for athletes across NSW

- Improve the standard of athletics venues to meet the needs of clubs and their athletes.

Raise the profile of our sport in the wider community

- Continue to improve the existing flagship events as well as developing new opportunities.

Meetings of directors

The Board of Athletics NSW under Chairman/President Sean Scanlon have adopted a strategic guidance model of best practice Corporate Governance for the sustainable development, growth, opportunities and member confidence in the organisation.

There exists three committees and they are as follows:

1. Risk Committee the role of this committee is to oversee the risk management policy and the organisations exposure to risk.

This committee is chaired by Marguerite Gregan together with directors Stuart Paterson, Neil Hinton, Greg Meagher (CEO).

2. Finance and Audit Committee the role of this committee is to review the integrity of the company's financial reporting together with overseeing the company's relationship with the external auditors.

This committee is chaired by Michael O'Mara together with directors Sean Scanlon, Brian White and Greg Meagher (CEO).

3. By-Laws Review Committee the role of the committee is to examine the existing By-Laws and recommend revisions and consequential revisions to the Constitution to the Board of ANSW.

This committee is chaired by Brian White together with fellow directors Michael O'Mara, Jörg Probst, Gordon Windeyer and Greg Meagher (CEO).

Athletics NSW Limited

ABN 11 330 775 869

Directors' Report

For the Year Ended 31 March 2013

Meetings of directors continued


During the financial year, 8 meetings of directors, meetings of Risk Committee, By-law Review Committee and Finance & Audit Committee were held. Attendances by each director during the year were as follows:


| | Directors' Meetings | | Risk Committee | | By-law Review Committee | | Finance & Audit Committee | |
|-------------------|---------------------------|-----------------|---------------------------|-----------------|---------------------------|-----------------|---------------------------|-----------------|
| | Number eligible to attend | Number attended | Number eligible to attend | Number attended | Number eligible to attend | Number attended | Number eligible to attend | Number attended |
| Sean Scanlon | 8 | 7 | - | - | - | - | 2 | 2 |
| Marguerite Gregan | 8 | 8 | 7 | 7 | - | - | - | - |
| Neil Hinton | 8 | 8 | 7 | 6 | - | - | - | - |
| Betty Moore | 8 | 8 | - | - | - | - | - | - |
| Michael O'Mara | 8 | 8 | - | - | 6 | 5 | 2 | 2 |
| Stuart Paterson | 8 | 6 | 7 | 5 | - | - | - | - |
| Jörg Probst | 8 | 8 | - | - | 6 | 6 | - | - |
| Brian White | 6 | 6 | - | - | 6 | 6 | 1 | 1 |
| Peter Higgins | 6 | 6 | - | - | - | - | - | - |
| Mark Rosenberg | 2 | 2 | - | - | - | - | - | - |
| Gordon Windeyer | 2 | 2 | - | - | - | - | - | - |
| Greg Meagher | 8 | 8 | 7 | 7 | 6 | 5 | 2 | 2 |

Auditor's independence declaration

A copy of the auditor's independence declaration as required under section 307C of the *Corporations Act 2001* is set out on page 4.

Signed in accordance with a resolution of the Board of Directors:

Director: 
Sean Scanlon

Director: 
Greg Meagher

Dated this 26th day of June 2013

dfklaurence varnay

LEADING ACCOUNTANTS AND BUSINESS ADVISERS

Athletics NSW Limited

ABN 11 330 775 869

Auditor's Independence Declaration under Section 307C of the Corporations Act 2001 To the Board Athletics NSW Limited

I declare that, to the best of my knowledge and belief, during the year ended 31 March 2013, there have been:

- (i) no contraventions of the auditor independence requirements as set out in the *Corporations Act 2001* in relation to the audit; and
- (ii) no contraventions of any applicable code of professional conduct in relation to the audit.

DFK Laurence Varnay
Chartered Accountants



Steven Heller
Partner

26th JUNE, 2013

Level 7, 131 York Street Sydney NSW 2000

We make it happen!



A member firm of DFK International a worldwide association of independent accounting firms and business advisers

Liability Limited by a scheme approved under Professional Standards Legislation

Level 7, 131 York Street
Sydney NSW 2000

POSTAL ADDRESS
PO Box Q819 QVB NSW 1230

TELEPHONE +61 2 9264 5400

FACSIMILE +61 2 9264 9294

EMAIL office@dfksydney.com

www.dfksydney.com

Athletics NSW Limited

ABN 11 330 775 869

Statement of Comprehensive Income

For the Year Ended 31 March 2013

| | | 2013 | 2012 |
|--|------|---------------|---------------|
| | Note | \$ | \$ |
| Revenue | 2 | 1,449,612 | 1,244,576 |
| Other income | 2 | - | 1,550 |
| Changes in inventories | | (5,326) | 15,778 |
| Raw materials and consumables used | | (50,573) | (70,992) |
| Employee benefits expense | | (504,947) | (478,880) |
| Depreciation and amortisation expense | | (39,205) | (44,018) |
| Other expenses | | (825,172) | (628,414) |
| Profit before income tax | | 24,389 | 39,600 |
| Income tax expense | | - | - |
| Total comprehensive income for the year | | 24,389 | 39,600 |

The accompanying notes form part of these financial statements.

Athletics NSW Limited

ABN 11 330 775 869

Statement of Financial Position

As At 31 March 2013

| | Note | 2013 \$ | 2012 \$ |
|----------------------------------|------|------------------|----------------|
| ASSETS | | | |
| CURRENT ASSETS | | | |
| Cash and cash equivalents | 3 | 810,076 | 591,330 |
| Trade and other receivables | 4 | 114,406 | 146,637 |
| Inventories | 5 | 27,977 | 33,303 |
| Current tax receivable | 9 | 24,327 | 23,328 |
| Other assets | 7 | 23,476 | 10,751 |
| TOTAL CURRENT ASSETS | | 1,000,262 | 805,349 |
| NON-CURRENT ASSETS | | | |
| Property, plant and equipment | 6 | 103,507 | 103,763 |
| TOTAL NON-CURRENT ASSETS | | 103,507 | 103,763 |
| TOTAL ASSETS | | 1,103,769 | 909,112 |
| LIABILITIES | | | |
| CURRENT LIABILITIES | | | |
| Trade and other payables | 8 | 221,705 | 152,786 |
| Current tax liabilities | 9 | 41,751 | 41,371 |
| Employee benefits | 10 | 17,438 | 17,824 |
| Other financial liabilities | 11 | 223,518 | 122,163 |
| TOTAL CURRENT LIABILITIES | | 504,412 | 334,144 |
| TOTAL LIABILITIES | | 504,412 | 334,144 |
| NET ASSETS | | 599,357 | 574,968 |
| EQUITY | | | |
| Reserves | | - | 36,963 |
| Retained Earning/profit | | 599,357 | 538,005 |
| TOTAL EQUITY | | 599,357 | 574,968 |

The accompanying notes form part of these financial statements.

Athletics NSW Limited

ABN 11 330 775 869

Statement of Changes in Equity

For the Year Ended 31 March 2013

2013

| | Retained Earnings | Asset Realisation Reserve | Total |
|---|-------------------|---------------------------|----------------|
| | \$ | \$ | \$ |
| 1 April 2012 | 538,005 | 36,963 | 574,968 |
| Surplus after income tax expense for the year | 24,389 | - | 24,389 |
| Transfer asset revaluation reserve to retained earnings | 36,963 | (36,963) | - |
| Total comprehensive income for the year | 61,352 | (36,963) | 24,389 |
| Balance at 31 March 2013 | 599,357 | - | 599,357 |

2012

| | | | |
|--|----------------|---------------|----------------|
| Balance at 1 April 2011 | 498,405 | 36,963 | 535,368 |
| Surplus after income tax expense for the year | 39,600 | - | 39,600 |
| Total comprehensive income for the year | 39,600 | - | 39,600 |
| Balance at 31 March 2012 | 538,005 | 36,963 | 574,968 |

The accompanying notes form part of these financial statements.

Athletics NSW Limited

ABN 11 330 775 869

Statement of Cash Flows

For the Year Ended 31 March 2013

| | 2013 | 2012 |
|---|-------------------|-----------------|
| Note | \$ | \$ |
| CASH FROM OPERATING ACTIVITIES: | | |
| Receipts from customers | 1,325,112 | 921,642 |
| Payments to suppliers and employees | (1,325,388) | (1,160,085) |
| Interest received | 26,090 | 24,243 |
| Receipt from sponsorships and grants | 231,881 | 199,621 |
| Net cash provided by (used in) operating activities | 15 <u>257,695</u> | <u>(14,579)</u> |
| CASH FLOWS FROM INVESTING ACTIVITIES: | | |
| Proceeds from sale of plant and equipment | - | 13,182 |
| Purchase of property, plant and equipment | 6 <u>(38,949)</u> | <u>(43,110)</u> |
| Net cash used by investing activities | <u>(38,949)</u> | <u>(29,928)</u> |
| CASH FLOWS FROM FINANCING ACTIVITIES: | | |
| Net increase (decrease) in cash and cash equivalents held | 218,746 | (47,609) |
| Cash and cash equivalents at beginning of year | <u>591,330</u> | <u>638,939</u> |
| Cash and cash equivalents at end of financial year | 3 <u>810,076</u> | <u>591,330</u> |

The accompanying notes form part of these financial statements.

Athletics NSW Limited

ABN 11 330 775 869

Notes to the Financial Statements

For the Year Ended 31 March 2013

1 Summary of Significant Accounting Policies

(a) Basis of preparation

The financial statements are general purpose financial statements that have been prepared in accordance with Australian Accounting Standards, Australian Accounting Interpretations, other authoritative pronouncements of the Australian Accounting Standards Board and the *Corporations Act 2001*.

Material accounting policies adopted in the preparation of these financial statements are presented below and have been consistently applied unless otherwise stated.

The financial statements have been prepared on an accruals basis and are based on historical costs modified, where applicable, by the measurement at fair value of selected non-current assets, financial assets and financial liabilities.

(b) Comparative figures

When required by Accounting Standards, comparative figures have been adjusted to conform to changes in presentation for the current financial year.

(c) Inventories

Inventories are measured at the lower of cost or net realisable value

Inventories acquired at no cost, or for nominal consideration are valued at the current net realisable cost as at the date of acquisition, which is the deemed cost.

(d) Property, plant and equipment

Each class of property, plant and equipment is carried at cost or fair value as indicated less, where applicable, any accumulated depreciation and impairment losses.

Plant and equipment

Plant and equipment are measured on the cost basis less depreciation and impairment losses. Cost includes expenditure that is directly attributable to the asset.

Depreciation

The depreciable amount of all fixed assets including buildings and capitalised leased assets, but excluding freehold land, is depreciated on a straight-line basis over the asset's useful life to the company commencing from the time the asset is held ready for use. Leasehold improvements are depreciated over the shorter of either the unexpired period of the lease or the estimated useful lives of the improvements.

The depreciation rates used for each class of depreciable assets are:

| Class of Fixed Asset | Depreciation Rate |
|----------------------|-------------------|
| Motor Vehicles | 15 - 22.5% |
| Office Equipment | 33% |
| Computer Equipment | 33% |
| Sporting Equipment | 33% |

Athletics NSW Limited

ABN 11 330 775 869

Notes to the Financial Statements

For the Year Ended 31 March 2013

1 Summary of Significant Accounting Policies continued

(d) Property, plant and equipment continued

The assets' residual values, depreciation methods and useful lives are reviewed, and adjusted if appropriate, at the end of each reporting period.

An asset's carrying amount is written down immediately to its recoverable amount if the asset's carrying amount is greater than its estimated recoverable amount.

Gains and losses on disposals are determined by comparing proceeds with the carrying amount. These gains and losses are included in the statement of comprehensive income.

(e) Cash and cash equivalents

Cash and cash equivalents include cash on hand, deposits held at call with banks, other short-term highly liquid investments with original maturities of three months or less, and bank overdrafts. Bank overdrafts are shown within short-term borrowings in current liabilities on the statement of financial position.

(f) Employee benefits

Provision is made for the company's liability for employee benefits arising from services rendered by employees to the end of the reporting period. Employee benefits that are expected to be settled within one year have been measured at the amounts expected to be paid when the liability is settled.

Employee benefits payable later than one year have been measured at the present value of the estimated future cash outflows to be made for those benefits. In determining the liability, consideration is given to employee wage increases and the probability that the employee may satisfy vesting requirements. Those cashflows are discounted using market yields on national government bonds with terms to maturity that match the expected timing of cashflows.

(g) Trade and other payables

Trade and other payables represent the liability outstanding at the end of the reporting period for goods and services received by the company during the reporting period which remain unpaid. The balance is recognised as a current liability with the amounts normally paid within 30 days of recognition of the liability.

(h) Income tax

No provision for income tax has been raised as the company is exempt from income tax under Div 50 of the *Income Tax Assessment Act 1997*.

(i) Leases

Lease payments for operating leases, where substantially all of the risks and benefits remain with the lessor, are charged as expenses on a straight-line basis over the life of the lease term.

(j) Revenue and other income

The company recognises revenue when the amount of revenue can be reliably measured, it is probable that future economic benefits will flow to the entity and specific criteria have been met for each of Athletics NSW Limited's activities as discussed below.

Athletics NSW Limited

ABN 11 330 775 869

Notes to the Financial Statements

For the Year Ended 31 March 2013

1 Summary of Significant Accounting Policies continued

(j) Revenue and other income continued

Revenue is measured at the fair value of the consideration received or receivable after taking into account any trade discounts and volume rebates allowed. Any consideration deferred is treated as the provision of finance and is discounted at a rate of interest that is generally accepted in the market for similar arrangements. The difference between the amount initially recognised and the amount ultimately received is interest revenue.

Sale of goods

Revenue from the sale of goods is recognised at the point of delivery as this corresponds to the transfer of significant risks and rewards of ownership of the goods and the cessation of all involvement in those goods.

Grant revenue

Grant revenue is recognised in the statement of comprehensive income when the entity obtains control of the grant, it is probable that the economic benefits gained from the grant will flow to the entity and the amount of the grant can be measured reliably.

When grant revenue is received whereby the entity incurs an obligation to deliver economic value directly back to the contributor, this is considered a reciprocal transaction and the grant revenue is recognised in the statement of financial position as a liability until the service has been delivered to the contributor, otherwise the grant is recognised as income on receipt.

Athletics NSW Limited receives non-reciprocal contributions of assets from the government and other parties for zero or a nominal value.

Interest revenue

Interest revenue is recognised using the effective interest rate method, which for floating rate financial assets is the rate inherent in the instrument.

All revenue is stated net of the amount of goods and services tax (GST).

(k) Goods and services tax (GST)

Revenues, expenses and assets are recognised net of the amount of GST, except where the amount of GST incurred is not recoverable from the Australian Tax Office. In these circumstances the GST is recognised as part of the cost of acquisition of the asset or as part of an item of the expense. Receivables and payables in the statement of financial position are shown inclusive of GST.

Cash flows are presented in the statement of cash flows on a gross basis, except for the GST component of investing and financing activities, which are disclosed as operating cash flows.

(l) Critical accounting estimates and judgments

The directors evaluate estimates and judgments incorporated into the financial statements based on historical knowledge and best available current information. Estimates assume a reasonable expectation of future events and are based on current trends and economic data, obtained both externally and within the company.

Athletics NSW Limited

ABN 11 330 775 869

Notes to the Financial Statements

For the Year Ended 31 March 2013

1 Summary of Significant Accounting Policies continued

(m) Adoption of new and revised accounting standards

During the current year, the company adopted all of the new and revised Australian Accounting Standards and Interpretations applicable to its operations which became mandatory.

The adoption of these Standards has impacted the recognition, measurement and disclosure of certain transactions. The following is an explanation of the impact the adoption of these Standards and Interpretations has had on the financial statements of Athletics NSW Limited.

| Standard Name | Impact |
|--|--|
| AASB 2009-9 Amendments to Australian Accounting Standards – Additional Exemption for First-time Adopters / AASB 2010-1 Limited exemption from comparative AASB 7 disclosures for first-time adopters | No significant changes on adoption of this standard. |
| Interpretation 19 Extinguishing liabilities with equity instruments | No significant changes on adoption of this standard. |
| AASB 124 Related Party Disclosures and amending standard AASB 2009-12 | No significant changes on adoption of this standard. |
| AASB 2009-14 Amendments to Australian Interpretation – Prepayments of a Minimum Funding Requirement | No significant changes on adoption of this standard. |
| AASB 2010-4 / 2010-5 Amendments and further amendments to Australian Accounting Standards arising from the Annual Improvements Project | No significant changes on adoption of this standard. |

(n) New accounting standards for application in future periods

The AASB has issued new and amended Accounting Standards and Interpretations that have mandatory application dates for future reporting periods. The company has decided against early adoption of these Standards. The following table summarises those future requirements, and their impact on the company:

| Standard name | Effective date for entity | Requirements | Impact |
|--|---------------------------|---|---|
| AASB 9 Financial Instruments and amending standards AASB 2009-11 / AASB 2010-7 | 30 June 2014 | - Changes to the classification and measurement requirements for financial assets and financial liabilities. - New rules relating to derecognition of financial instruments. | The impact of AASB 9 has not yet been determined. |
| AASB 2010-8 Amendment to Australian Accounting Standards – Deferred tax: Recovery of underlying assets | 30 June 2013 | Adds a presumption to AASB 112 that the recovery of the carrying amount of an investment property at fair value will be through sale. | No impact expected. |

Athletics NSW Limited

ABN 11 330 775 869

Notes to the Financial Statements

For the Year Ended 31 March 2013

1 Summary of Significant Accounting Policies continued

(n) New accounting standards for application in future periods continued

| Standard name | Effective date for entity | Requirements | Impact |
|---|---------------------------|--|--|
| <p>AASB 13 Fair Value Measurement [expected to be released by AASB in July / August 2011].</p> <p>AASB 2011-8 - Amendments to Australian Accounting Standards arising from AASB 13 [AASB 1, 2, 3, 4, 5, 7, 9, 2009-11, 2010-7, 101, 102, 108, 110, 116, 117, 118, 119, 120, 121, 128, 131, 132, 133, 134, 136, 138, 139, 140, 141, 1004, 1023 & 1038 and Interpretations 2, 4, 12, 13, 14, 17, 19, 131 & 132]</p> | 30 June 2014 | <p>AASB 13 provides a precise definition of fair value and a single source of fair value measurement and disclosure requirements for use across Accounting Standards but does not change when fair value is required or permitted.</p> <p>There are a number of additional disclosure requirements.</p> | The entity has not yet determined the magnitude of any changes which may be needed. |
| AASB 2011 - 4 - Amendments to Australian Accounting Standards to Remove Individual Key Management Personnel Disclosure Requirements [AASB 124] | 30 June 2014 | Remove individual key management personnel disclosure requirements (i.e. components of remuneration) for disclosing entities. | The entity is not a disclosing entity and therefore this will have no impact. |
| AASB 2011 - 6 - Amendments to Australian Accounting Standards - Extending Relief from Consolidation, the Equity Method and Proportionate Consolidation - Reduced Disclosure Requirements [AASB 127, AASB 128 & AASB 131] | 30 June 2014 | This Standard extends the relief from consolidation, the equity method and proportionate consolidation by removing the requirement for the consolidated financial statements prepared by the ultimate or any intermediate parent entity to be IFRS compliant, provided that the parent entity, investor or venturer and the ultimate or intermediate parent entity comply with Australian Accounting Standards or Australian Accounting Standards - Reduced Disclosure Requirements. | Since the entity does not comply with the Reduced Disclosure Regime there is no impact on the adoption of this standard. |
| AASB 2011-9 - Amendments to Australian Accounting Standards - Presentation of Items of Other Comprehensive Income. | 30 June 2013 | Entities will be required to group items presented in other comprehensive income on the basis of whether they are potentially reclassifiable to profit or loss subsequently (reclassification adjustments). | The items shown in other comprehensive income will be separated into two categories. |

Athletics NSW Limited

ABN 11 330 775 869

Notes to the Financial Statements

For the Year Ended 31 March 2013

| | 2013 | 2012 |
|--|------------------|------------------|
| | \$ | \$ |
| 2 Revenue and Other Income | | |
| Revenue from continuing operations | | |
| Sales revenue | | |
| Sale of goods | 82,748 | 85,106 |
| Provision of services | 1,108,894 | 930,629 |
| | <u>1,191,642</u> | <u>1,015,735</u> |
| Other revenue | | |
| Interest revenue | 26,090 | 24,243 |
| Grants | 165,728 | 117,494 |
| Sponsorships | 66,153 | 82,127 |
| Gain on disposal of assets | - | 1,550 |
| Other Revenue | - | 4,977 |
| | <u>257,971</u> | <u>230,391</u> |
| Total Revenue | <u>1,449,613</u> | <u>1,246,126</u> |
| 3 Cash and Cash Equivalents | | |
| Cash on hand | 2,282 | 4,164 |
| Cash at bank | 455,600 | 337,166 |
| Short-term bank deposits | 352,194 | 250,000 |
| | <u>810,076</u> | <u>591,330</u> |
| 4 Trade and Other Receivables | | |
| CURRENT | | |
| Trade receivables | 114,406 | 146,637 |
| | <u>114,406</u> | <u>146,637</u> |
| Total current trade and other receivables | <u>114,406</u> | <u>146,637</u> |
| 5 Inventories | | |
| CURRENT | | |
| At cost: | | |
| Stock on Hand | 27,977 | 33,303 |
| | <u>27,977</u> | <u>33,303</u> |
| 6 Property, Plant and Equipment | | |
| Motor vehicles | | |
| At cost | 134,605 | 108,686 |
| Accumulated depreciation | (47,573) | (25,532) |
| Total motor vehicles | <u>87,032</u> | <u>83,154</u> |

Athletics NSW Limited

ABN 11 330 775 869

Notes to the Financial Statements

For the Year Ended 31 March 2013

| | 2013 | 2012 |
|--|-----------------------|-----------------------|
| | \$ | \$ |
| 6 Property, Plant and Equipment continued | | |
| Office equipment | | |
| At cost | 14,497 | 12,792 |
| Accumulated depreciation | (10,576) | (11,409) |
| Total office equipment | <u>3,921</u> | <u>1,383</u> |
| Computer equipment | | |
| At cost | 23,349 | 60,522 |
| Accumulated depreciation | (17,012) | (54,055) |
| Total computer equipment | <u>6,337</u> | <u>6,467</u> |
| Sporting Equipment | | |
| At cost | 168,536 | 165,570 |
| Accumulated depreciation | (162,319) | (152,811) |
| Total other property, plant and equipment | <u>6,217</u> | <u>12,759</u> |
| Total property, plant and equipment | <u><u>103,507</u></u> | <u><u>103,763</u></u> |

Movements in Carrying Amounts

Movement in the carrying amounts for each class of property, plant and equipment between the beginning and the end of the current financial year:

| | Motor Vehicles | Office Equipment | Computer Equipment | Sporting Equipment | Total |
|----------------------------------|-------------------|---------------------|-----------------------|-----------------------|----------------|
| | \$ | \$ | \$ | \$ | \$ |
| Balance at 31 March 2013 | | | | | |
| Balance at the beginning of year | 83,154 | 1,383 | 6,467 | 12,759 | 103,763 |
| Additions | 25,919 | 4,031 | 4,321 | 4,678 | 38,949 |
| Depreciation expense | (22,041) | (1,493) | (4,451) | (11,220) | (39,205) |
| Balance at 31 March 2013 | <u>87,032</u> | <u>3,921</u> | <u>6,337</u> | <u>6,217</u> | <u>103,507</u> |
| Balance at 31 March 2012 | | | | | |
| Balance at the beginning of year | 72,064 | 4,500 | 8,668 | 31,071 | 116,303 |
| Additions | 40,750 | - | 2,361 | - | 43,111 |
| Disposals - written down value | (11,634) | - | - | - | (11,634) |
| Depreciation expense | (18,026) | (3,117) | (4,562) | (18,312) | (44,017) |
| Balance at 31 March 2012 | <u>83,154</u> | <u>1,383</u> | <u>6,467</u> | <u>12,759</u> | <u>103,763</u> |

Athletics NSW Limited

ABN 11 330 775 869

Notes to the Financial Statements

For the Year Ended 31 March 2013

| | 2013 \$ | 2012 \$ |
|---------------------------------------|----------------|----------------|
| 7 Other Assets | | |
| CURRENT | | |
| Prepayments | 17,676 | 4,066 |
| Interest Receivable | 5,800 | 6,685 |
| | <u>23,476</u> | <u>10,751</u> |
| 8 Trade and Other Payables | | |
| CURRENT | | |
| Trade payables | 71,222 | 83,561 |
| Venue hire bonds | 600 | 600 |
| Employee benefits | 19,552 | 15,276 |
| Sundry payables and accrued expenses | 130,331 | 53,349 |
| | <u>221,705</u> | <u>152,786</u> |
| 9 Tax | | |
| (a) Current Tax Asset | | |
| GST receivable | 24,327 | 23,328 |
| (b) Current Tax Liability | | |
| GST payable | 41,751 | 41,371 |
| 10 Employee Benefits | | |
| CURRENT | | |
| Provision for Annual leave | 17,438 | 17,824 |
| 11 Other Financial Liabilities | | |
| CURRENT | | |
| Other deferred income | 223,518 | 122,163 |

Athletics NSW Limited

ABN 11 330 775 869

Notes to the Financial Statements

For the Year Ended 31 March 2013

| | 2013 | 2012 |
|---|---------------|---------------|
| | \$ | \$ |
| 12 Leasing Commitments | | |
| Operating lease commitments | | |
| Non-cancellable operating leases contracted for but not capitalised in the financial statements | | |
| Payable - minimum lease payments: | | |
| - no later than 1 year | 3,948 | 3,948 |
| - between 1 year and 5 years | 10,528 | 14,476 |
| | <u>14,476</u> | <u>18,424</u> |
| Operating lease are in place for photocopier machine and normally have a term of 5 years. The lease has terms of renewal but no purchase option or escalation clauses. Renewals are at the option of the entity holding the lease. | | |
| 13 Members' Guarantee | | |
| The company is incorporated under the <i>Corporations Act 2001</i> and is a company limited by guarantee. If the company is wound up, the constitution states that each member is required to contribute a maximum of \$ 50 each towards meeting any outstandings and obligations of the company. At 31 March 2013 the number of members was 89 (2012: 73). | | |
| 14 Auditors' Remuneration | | |
| Remuneration of the auditor of the company, DFK Laurance Varnay, for: | | |
| - auditing or reviewing the financial report | <u>6,500</u> | <u>7,300</u> |

Athletics NSW Limited

ABN 11 330 775 869

Notes to the Financial Statements

For the Year Ended 31 March 2013

| | 2013 | 2012 |
|---|----------------|-----------------|
| | \$ | \$ |
| 15 Cash Flow Information | | |
| Reconciliation of result for the year to cashflows from operating activities | | |
| Reconciliation of net income to net cash provided by operating activities: | | |
| Profit for the year | 24,389 | 39,600 |
| Cash flows excluded from profit attributable to operating activities | | |
| Non-cash flows in profit: | | |
| - depreciation | 39,205 | 44,018 |
| - net gain/(loss) on disposal of property, plant and equipment | - | 1,550 |
| Changes in assets and liabilities, net of the effects of purchase and disposal of subsidiaries: | | |
| - (increase)/decrease in trade and other receivables | 32,232 | (106,421) |
| - (increase)/decrease in prepayments | (13,610) | 21 |
| - (increase)/decrease in inventories | 5,326 | (15,777) |
| - (increase)/decrease in tax asset | (999) | 9,054 |
| - (increase)/decrease in interest receivable | 885 | 2,140 |
| - increase/(decrease) in trade and other payables | 68,919 | (1,436) |
| - increase/(decrease) in taxes liabilities | 380 | 5,211 |
| - increase/(decrease) in deferred income | 101,353 | 4,660 |
| - increase/(decrease) in employee benefits | (385) | 2,801 |
| Net cash from operating activities | <u>257,695</u> | <u>(14,579)</u> |

16 Company Details

The registered office of and principal place of business of the company is:

Athletics NSW Limited
 Edwin Flack Drive
 Sydney Olympic Park
 Sydney NSW 2127

Athletics NSW Limited

ABN 11 330 775 869

Notes to the Financial Statements

For the Year Ended 31 March 2013

17 Funds held in Trust

In 1989, the committee responsible for the administration of the Athletes Games Trust transferred responsibility for the administration of the fund to the entity on the basis that monies are invested to provide income and that donations are made to Olympic and Commonwealth Games Appeals when required and when NSW athletes have been selected as competitors.

In 2000, the company accepted management of the Centenary Trust. The Centenary Trust was established in 1988 to earn income to be used in the establishment of grants, scholarships and awards to specifically develop and nurture athletics talents in NSW.

The total funds held in the trust as at 31 March 2013 in the Centenary Trust amounted to \$133,710 (2012: \$129,180)

The totals funds held in the trust as at 31 March 2013 in the Athletics Games Trust amounted to \$12,714 (2012: \$12,709).

Athletics NSW Limited

ABN 11 330 775 869


Directors' Declaration

The directors of the company declare that:

1. The financial statements and notes, as set out on pages 5 to 19, are in accordance with the *Corporations Act 2001* and:
 - (a) comply with Australian Accounting Standards as stated in Note 1; and
 - (b) give a true and fair view of the financial position as at 31 March 2013 and of the performance for the year ended on that date of is in accordance with the accounting policy described in Note 1 of the financial statements.
2. In the directors' opinion, there are reasonable grounds to believe that the company will be able to pay its debts as and when they become due and payable.

This declaration is made in accordance with a resolution of the Board of Directors.

Director



Sean Scanlon

Director



Greg Meagher

Dated

26.6.2013

Athletics NSW Limited

ABN 11 330 775 869

Independent Audit Report to the members of Athletics NSW Limited

Report on the Financial Report

We have audited the accompanying financial report of Athletics NSW Limited, which comprises the statement of financial position as at 31 March 2013, the statement of comprehensive income, statement of changes in equity and statement of cash flows for the year then ended, notes comprising a summary of significant accounting policies and other explanatory information, and the directors' declaration.

Directors' Responsibility for the Financial Report

The directors of the company are responsible for the preparation of the financial report that gives a true and fair view in accordance with Australian Accounting Standards and the *Corporations Act 2001* and for such internal control as the directors determine is necessary to enable the preparation of the financial report that gives a true and fair view and is free from material misstatement, whether due to fraud or error.

Auditor's Responsibility

Our responsibility is to express an opinion on the financial report based on our audit. We conducted our audit in accordance with Australian Auditing Standards. Those standards require that we comply with relevant ethical requirements relating to audit engagements and plan and perform the audit to obtain reasonable assurance about whether the financial report is free from material misstatement.

An audit involves performing procedures to obtain audit evidence about the amounts and disclosures in the financial report. The procedures selected depend on the auditor's judgement, including the assessment of the risks of material misstatement of the financial report, whether due to fraud or error. In making those risk assessments, the auditor considers internal control relevant to the company's preparation of the financial report that gives a true and fair view in order to design audit procedures that are appropriate in the circumstances, but not for the purpose of expressing an opinion on the effectiveness of the company's internal control. An audit also includes evaluating the appropriateness of accounting policies used and the reasonableness of accounting estimates made by the directors, as well as evaluating the overall presentation of the financial report.

We believe that the audit evidence we have obtained is sufficient and appropriate to provide a basis for our audit opinion.

We make it happen!



A member firm of DFK International a worldwide association of independent accounting firms and business advisers

Liability Limited by a scheme approved under Professional Standards Legislation

Level 7, 131 York Street
Sydney NSW 2000

POSTAL ADDRESS

PO Box Q819 QVB NSW 1230

TELEPHONE +61 2 9264 5400

FACSIMILE +61 2 9264 9294

EMAIL office@dfksydney.com

www.dfksydney.com



Athletics NSW Limited

ABN 11 330 775 869

Independent Audit Report to the members of Athletics NSW Limited

Independence

In conducting our audit, we have complied with the independence requirements of the *Corporations Act 2001*. We confirm that the independence declaration required by the *Corporations Act 2001*, which has been given to the directors of Athletics NSW Limited, would be in the same terms if given to the directors as at the time of this auditor's report.

Opinion

In our opinion the financial report of Athletics NSW Limited is in accordance with the *Corporations Act 2001*, including:

- (a) giving a true and fair view of the company's financial position as at 31 March 2013 and of its performance for the year ended on that date; and
- (b) complying with Australian Accounting Standards and the *Corporations Regulations 2001*.

DFK Laurence Varnay
Chartered Accountants



Steven Heller
Partner

26th JUNE, 2013

Level 7, 131 York Street Sydney NSW 2000

We make it happen!



A member firm of DFK International a worldwide association of independent accounting firms and business advisers

Liability Limited by a scheme approved under Professional Standards Legislation

Level 7, 131 York Street
Sydney NSW 2000

POSTAL ADDRESS

PO Box Q819 QVB NSW 1230

TELEPHONE +61 2 9264 5400

FACSIMILE +61 2 9264 9294

EMAIL office@dfksydney.com

www.dfksydney.com

Athletics NSW Limited

ABN 11 330 775 869


For the Year Ended 31 March 2013

Disclaimer

The additional financial data presented on page 24 and 25 is in accordance with the books and records of the company which have been subjected to the auditing procedures applied in our statutory audit of the company for the year ended 31 March 2013. It will be appreciated that our statutory audit did not cover all details of the additional financial data. Accordingly, we do not express an opinion on such financial data and we give no warranty of accuracy or reliability in respect of the data provided. Neither the firm nor any member or employee of the firm undertakes responsibility in any way whatsoever to any person (other than Athletics NSW Limited) in respect of such data, including any errors of omissions therein however caused.

Level 7, 131 York Street Sydney NSW 2000

DFK Laurence Varnay
Chartered Accountants


.....
Steven Heller
Partner

26th JUNE, 2013

We make it happen!



A member firm of DFK International a worldwide association of independent accounting firms and business advisers

Liability Limited by a scheme approved under Professional Standards Legislation

Level 7, 131 York Street
Sydney NSW 2000

POSTAL ADDRESS

PO Box Q819 QVB NSW 1230

TELEPHONE +61 2 9264 5400

FACSIMILE +61 2 9264 9294

EMAIL office@dfksydney.com

www.dfksydney.com

Athletics NSW Limited

ABN 11 330 775 869

For the Year Ended 31 March 2013

Detailed Income and Expenditure Statement

| | 2013 | 2012 |
|------------------------------------|------------------|------------------|
| | \$ | \$ |
| Income | | |
| Sale of goods | 82,748 | 85,106 |
| Rendering of services | 1,108,894 | 930,629 |
| Interest income | 26,090 | 24,243 |
| Grants | 165,728 | 117,494 |
| Sponsorships | 66,153 | 82,127 |
| Other Revenue | - | 4,977 |
| Total income | 1,449,613 | 1,244,576 |
| Less: Expenses | | |
| Accounting fees | 6,500 | 7,300 |
| AA Entry fees | 19,745 | 22,073 |
| Advertising | 44,574 | 15,147 |
| Bad debts | 6,433 | 2,797 |
| Bank charges | 20,322 | 21,229 |
| Body corporate and management fees | 8,341 | 8,094 |
| Cleaning | 2,476 | 2,359 |
| Coaches/Presenters | 30,250 | 3,400 |
| Catering/Presentations | 63,903 | 69,306 |
| Consulting and professional fees | 89,810 | 29,311 |
| Depreciation | 39,205 | 44,018 |
| Filing fees | 372 | 324 |
| Ground Hire | 91,358 | 90,322 |
| Infrastructure for competitions | 13,220 | 25,979 |
| Insurance | 19,651 | 24,744 |
| IT Expenses | 1,839 | 2,207 |
| Lease rentals on operating lease | 3,619 | 3,637 |
| Leave provision | (386) | 2,801 |
| Medical expenses | 18,754 | 17,934 |
| Motor vehicle expenses | 21,435 | 19,701 |
| Other employee costs | 18,133 | 13,015 |
| Officials expenses | 115,780 | 77,200 |
| Outfittings | 5,956 | 7,681 |
| Postage | 7,010 | 6,049 |
| Printing and stationery | 21,515 | 12,645 |
| Prize Money | 2,693 | 30,957 |
| Resources | 13,389 | - |
| Registration fees | 4,250 | 4,200 |
| Repairs and maintenance | 4,255 | 4,105 |
| Salaries and wages | 444,798 | 424,981 |
| Staff training | 3,401 | 2,394 |
| Subscriptions | 2,458 | 2,212 |
| Sundry expenses | 36,837 | 55,623 |
| Superannuation contributions | 39,000 | 35,688 |
| Telephone and fax | 21,306 | 13,732 |
| Travel - domestic | 127,123 | 48,147 |

Athletics NSW Limited

ABN 11 330 775 869

For the Year Ended 31 March 2013

Detailed Income and Expenditure Statement

| | 2013 | 2012 |
|---|--------------------|--------------------|
| | \$ | \$ |
| Cost of sales | 55,899 | 55,214 |
| Total Expenses | (1,425,224) | (1,206,526) |
| Net Operating surplus before other items | 24,389 | 38,050 |
| Other items: | | |
| Gain/(loss) on disposal of assets | - | 1,550 |
| Surplus from ordinary operating activities | 24,389 | 39,600 |

MEMBERSHIP AND CLUB ADMINISTRATION

REGISTRATION

The total registration number in the 2012-13 season, which ends on 30 September, currently stands at 5,562. The breakdown is metropolitan club numbers 3,893 and country club numbers 1,669 with both increasing. The total number of officials has increased by 1 from last season to 208 with 121 Athletics Australia technical officials and 87 club officials. In addition there are a number of technical officials who are registered as life members, athletes or coaches.

The introduction of a new registration category; the Community Athlete saw a growth in registration numbers and allowed ANSW to break into the recreational running category. The addition of the Community Athlete category enabled ANSW to promote and encourage these members to compete in the Sydney:10 and a new event in the Newcastle Region, the Fernleigh 15.

Clubs are continuing to use the Clubs Online system and are reaping the benefits of the IMG platform, which includes online registration and the ability to communicate information to members. There are now 43 clubs using the Clubs Online system with full usability, 22 clubs with partial usability, and 15 clubs with no usability of Clubs Online.

Nineteen clubs were allocated registration numbers to issue to their members at club level this season. For clubs to be eligible for this privilege, they need to show competency with clubs online and have regular communication with Athletics NSW. This process is expected to continue with more clubs to be invited in the coming season.

DUAL REGISTRATION

Through promotions and driving of the dual registration category, numbers are up from 1,432 last season to 1,570 this season. Dual registration provides an opportunity for junior athletes to compete at senior level.

ATHLETES' ADVANTAGE PROGRAM

The development of the Athletes' Advantage Program provided an added incentive for being an Athletics NSW member. This included offering deals for members with companies such as adidas, Accor Hotels, Ministry of Paintball, Europcar and many other great businesses. Athletics NSW will continue to develop relationships with organisations to further expand these promotions.

CLUB DEVELOPMENT GOAL FOR 2013-14

To develop and maintain the relationships between the clubs and association through the Clubs Best Practice and Clubs Profile with visits to all affiliated clubs in NSW. This will help strengthen and assist the clubs with strategies in growth and connections within their community and aid the pursuit for the continual improvement and development of all of ANSW clubs.

Rachel Mullane

Membership and Administration Manager



MEMBERSHIP STATISTICS

COMPARISON OF REGISTRATIONS - RENEWALS IN DIFFERENT REGISTRATION CATEGORIES

| 2011-2012 Full Season | FULL ATHLETES | ASSOCIATES | | TECHNICAL OFFICIALS | TOTAL |
|-----------------------|-----------------|-----------------|------------------------------|---------------------|-------|
| | (Club Athletes) | (Club Athletes) | (Club Officials and Coaches) | (AA Accredited) | |
| Members | 4494 | 270 | 128 | 138 | 5030 |
| % Renewals 1 | 62% | 52% | 84% | 84% | 63% |
| % Renewals 2 | 66% | 59% | 87% | 88% | 67% |
| % Renewals 3 | 66% | 61% | 88% | 90% | 67% |

| 2010-2011 Full Season | FULL ATHLETES | ASSOCIATES | | TECHNICAL OFFICIALS | TOTAL |
|-----------------------|-----------------|-----------------|------------------------------|---------------------|-------|
| | (Club Athletes) | (Club Athletes) | (Club Officials and Coaches) | (AA Accredited) | |
| Members | 4383 | 268 | 130 | 147 | 4928 |
| % Renewals 1 | 63% | 54% | 81% | 84% | 63% |
| % Renewals 2 | 64% | 54% | 81% | 86% | 65% |
| % Renewals 3 | 67% | 60% | 86% | 86% | 67% |

| 2009-2010 Full Season | FULL ATHLETES | ASSOCIATES | | TECHNICAL OFFICIALS | TOTAL |
|-----------------------|-----------------|-----------------|------------------------------|---------------------|-------|
| | (Club Athletes) | (Club Athletes) | (Club Officials and Coaches) | (AA Accredited) | |
| Members | 4233 | 272 | 151 | 151 | 4807 |
| % Renewals 1 | 63 | 55 | 79 | 84 | 64 |
| % Renewals 2 | 66 | 59 | 83 | 86 | 67 |
| % Renewals 3 | 67 | 62 | 85 | 87 | 68 |

Renewal 1 = member was registered in the previous season
 Renewal 2 = member was registered in at least one of the two previous seasons
 Renewal 3 = member was registered in at least one of the three previous seasons



MEMBERSHIP STATISTICS

2012-2013 AGE STRUCTURE OF ANSW REGISTERED ATHLETES

| AGE GROUP | 2012/2013 to 31 March 2013 | 2011/2012 to 31 March 2012 | 2011/2012 full season | | 2010/2011 full season | |
|--------------|-------------------------------|-------------------------------|-----------------------|-------------|-----------------------|-------------|
| | Total | Total | Female | Male | Total | Total |
| U12 | 287 | 229 | 218 | 181 | 399 | 451 |
| U14 | 695 | 629 | 379 | 335 | 714 | 579 |
| U16 | 748 | 668 | 378 | 363 | 741 | 735 |
| U18 | 689 | 588 | 281 | 347 | 628 | 618 |
| U20 | 341 | 325 | 141 | 207 | 348 | 341 |
| 20-24yrs | 346 | 361 | 175 | 224 | 399 | 414 |
| 25-29yrs | 158 | 172 | 72 | 122 | 194 | 203 |
| 30-34yrs | 125 | 136 | 64 | 104 | 168 | 168 |
| 35-39yrs | 90 | 121 | 52 | 103 | 155 | 147 |
| 40-44yrs | 140 | 154 | 89 | 139 | 228 | 227 |
| 45-49yrs | 146 | 173 | 101 | 145 | 246 | 237 |
| 50-54yrs | 150 | 155 | 54 | 141 | 195 | 187 |
| 55-59yrs | 90 | 96 | 34 | 96 | 130 | 142 |
| 60-64yrs | 59 | 63 | 23 | 72 | 95 | 88 |
| over 65yrs | 102 | 103 | 13 | 111 | 124 | 114 |
| TOTAL | 4166 | 3973 | 2074 | 2690 | 4764 | 4651 |

| | 2012/2013 to 31 March 2013 | 2011/2012 to 31 March 2012 | 2011/2012 full season | | 2010/2011 full season | |
|----------------------------|-------------------------------|-------------------------------|-----------------------|-------------|-----------------------|-------------|
| Community Athletes | 1188 | 0 | | | 0 | 0 |
| Officials | | | | | | |
| AA Technical Officials | 121 | 123 | 56 | 82 | 138 | 147 |
| Club Officials | 87 | 84 | 50 | 78 | 128 | 130 |
| Total Officials | 208 | 207 | 106 | 160 | 266 | 277 |
| Total Registrations | 5562 | 4180 | 2180 | 2850 | 5030 | 4928 |
| Dual Registrations | 1570 | 1432 | 840 | 705 | 1545 | 1521 |

(Duals included in total athletes above)

In 2010-2011 and 2011-2012 Club Technical Officials are included with AA Technical Officials

This table compares the first 6 months of the current (2012-2013) season with the corresponding period of the previous (2011-2012) season, and the full 12 months of the previous season (2011-2012) with the full 12 months of the season before (2010-2011)

| | 2012-2013 to 31 Mar 2013 Total | 2011-2012 to 31 Mar 2012 Total | Athletes | 2011-2012 Full Season Officials | Total | 2010-2011 Full Season Total |
|---|--------------------------------------|--------------------------------------|----------|---------------------------------------|-------|-----------------------------------|
| METROPOLITAN CLUBS | | | | | | |
| Asics Wests Track & Field Club Inc | 152 | 159 | 181 | 9 | 190 | 182 |
| Athletics East | 90 | 43 | 44 | 5 | 49 | 57 |
| Athletics NSW Limited | 924 | 75 | 82 | 19 | 101 | 113 |
| Balmain Athletics Club | 29 | 0 | | | 0 | 0 |
| Bankstown Sports Senior Athletic Club Inc | 102 | 117 | 161 | 4 | 165 | 180 |
| Barker College Athletics Club | 6 | 8 | 8 | | 8 | 8 |
| Blacktown City Athletics Club Ltd | 70 | 61 | 61 | | 61 | 68 |
| Camden Athletics Club | 70 | 60 | 59 | | 59 | 38 |
| Campbelltown UWS Collegians Athletics Club Inc | 218 | 153 | 139 | 14 | 153 | 166 |
| Cherrybrook Senior & Little Athletics Centre Inc. | 120 | 97 | 93 | 9 | 102 | 90 |
| Douglas Park Athletics | 5 | 0 | | | 0 | 0 |
| Epping District Athletics Club Inc. | 9 | 20 | 20 | 2 | 22 | 20 |
| Girraween Athletics Club | 72 | 67 | 80 | 2 | 82 | 94 |
| Hills District Athletics Club | 192 | 187 | 231 | 12 | 243 | 208 |
| Illawong & Districts Senior Athletic Club | 122 | 126 | 179 | 4 | 183 | 195 |
| Mt Pritchard and District Athletics Club | 55 | 24 | 24 | | 24 | 20 |
| Nepean District Athletic Club | 109 | 85 | 90 | 6 | 96 | 84 |
| NSW Masters Athletics Inc. | 51 | 47 | 47 | 1 | 48 | 50 |
| Parramatta City Track & Field Athletic Club | 100 | 78 | 78 | 1 | 79 | 84 |
| Randwick Botany Harriers Athletics Club | 130 | 142 | 147 | 26 | 173 | 167 |
| Ryde Athletics Centre Inc | 173 | 165 | 161 | 9 | 170 | 68 |
| Smithfield Athletics Inc | 7 | 5 | 6 | | 6 | 0 |
| South Sydney Athletics | 41 | 41 | 41 | 5 | 46 | 58 |
| St Josephs College Athletics Club | 13 | 18 | 18 | | 18 | 23 |
| St. George District Athletic Club Inc. | 146 | 144 | 224 | 9 | 233 | 225 |
| Sutherland District Athletics Club | 62 | 45 | 157 | 5 | 162 | 195 |
| Sydney Pacific Athletics Club Ltd | 135 | 104 | 98 | 9 | 107 | 105 |
| Sydney Striders Road Runners Club Inc. | 68 | 60 | 113 | | 113 | 118 |
| Sydney University Athletics Club | 110 | 113 | 125 | 4 | 129 | 97 |
| The Scots College Athletics Club | 30 | 0 | | | 0 | 0 |
| Trinity Sydney Athletics Club | 31 | 37 | 38 | 1 | 39 | 52 |
| U.T.S. Northern Suburbs Athletic Club Inc. | 383 | 368 | 395 | 22 | 417 | 300 |
| University of New South Wales Athletics Club | 12 | 19 | 18 | 1 | 19 | 20 |
| Westfields Athletics Club Inc. | 56 | 68 | 65 | 4 | 69 | 76 |
| COUNTRY CLUBS | | | | | | |
| <i>BLUE MOUNTAINS REGION</i> | | | | | | |
| Bathurst Athletic Club Inc. | 14 | 17 | 17 | | 17 | 13 |
| Blue Mountains Athletics | 81 | 81 | 83 | | 83 | 96 |
| <i>CENTRAL COAST REGION</i> | | | | | | |
| Gosford Athletics Inc. | 17 | 3 | 8 | | 8 | 90 |
| Mingara Athletics Club Inc. | 133 | 158 | 164 | 4 | 168 | 146 |
| Toukley Athletics Club | 2 | 16 | 16 | | 16 | 3 |
| Wyang Athletics Centre Inc | 49 | 37 | 29 | 8 | 37 | 50 |

MEMBERSHIP STATISTICS

| | 2012-2013 to 31 Mar 2013 Total | 2011-2012 to 31 Mar 2012 Total | Athletes | 2011-2012 Full Season Officials | Total | 2010-2011 Full Season Total |
|--|--------------------------------------|--------------------------------------|-------------|---------------------------------------|-------------|-----------------------------------|
| COUNTRY CLUBS | | | | | | |
| <i>NEWCASTLE HUNTER REGION</i> | | | | | | |
| Aberdeen Senior & Little Athletics Centre Inc. | 1 | 1 | 1 | | 1 | 5 |
| Cessnock Athletics Centre Inc | 5 | 5 | 5 | | 5 | 10 |
| East Lakes Athletic Centre Inc. | 9 | 2 | 2 | | 2 | 1 |
| East Maitland Athletics Club | 0 | 0 | | | 0 | 1 |
| Edgeworth and Districts LA Centre Inc | 29 | 31 | 31 | 1 | 32 | 46 |
| Forster Athletics Club | 52 | 52 | 48 | 4 | 52 | 44 |
| Kotara South Amateur Athletics Club | 130 | 62 | 60 | 2 | 62 | 82 |
| Macquarie Hunter Athletics | 86 | 121 | 120 | 6 | 126 | 128 |
| Maitland Senior and Little Athletic Club Inc. | 24 | 26 | 26 | 1 | 27 | 41 |
| Muswellbrook Athletic Club | 1 | 0 | | | 0 | 0 |
| Newcastle Veterans Athletics Club | 58 | 74 | 82 | | 82 | 87 |
| Port Stephens Athletic Club | 1 | 2 | 2 | | 2 | 0 |
| Raymond Terrace Athletic Centre Inc. | 25 | 14 | 14 | | 14 | 19 |
| Scone Amateur Athletics Club | 9 | 12 | 12 | | 12 | 3 |
| Singleton Track and Field Club | 21 | 26 | 27 | | 27 | 29 |
| Southlakes Athletic Club | 54 | 0 | | | 0 | 0 |
| Wallsend RSL Athletic Club | 118 | 95 | 89 | 6 | 95 | 98 |
| Westlakes Athletic Club Inc. | 51 | 62 | 54 | 8 | 62 | 45 |
| Woodberry & Districts Athletic Centre Inc | 35 | 65 | 53 | 12 | 65 | 53 |
| <i>NORTH COAST REGION</i> | | | | | | |
| Ballina Athletics Club Inc | 1 | 5 | 0 | 5 | 5 | 6 |
| Brunswick Byron Athletics Club | 1 | 3 | 3 | | 3 | 4 |
| Coffs Harbour Track and Field | 25 | 12 | 12 | | 12 | 16 |
| Grafton Athletics Club Inc. | 3 | 6 | 8 | | 8 | 1 |
| Lismore Athletic Club | 0 | 0 | | | 0 | 2 |
| Nambucca District Senior Athletics Club | 14 | 16 | 16 | | 16 | 24 |
| Stuarts Point & District Little Athletics Centre & Seniors Inc | 11 | 12 | 9 | 3 | 12 | 13 |
| Woolgoolga Athletic Club Inc | 27 | 23 | 23 | 1 | 24 | 18 |
| <i>NORTH WEST REGION</i> | | | | | | |
| Armidale Athletics Club | 21 | 20 | 20 | | 20 | 28 |
| Athletics Glen Innes Incorporated | 16 | 4 | 4 | | 4 | 7 |
| Tamworth Athletics Club | 3 | 0 | | | 0 | 0 |
| <i>RIVERINA REGION</i> | | | | | | |
| Griffith & District Athletics Club | 0 | 1 | 1 | | 1 | 3 |
| Koorinal -Wagga Athletics Club Inc. | 20 | 16 | 17 | | 17 | 21 |
| Young and District Athletics Centre | 0 | 0 | | | 0 | 1 |
| <i>SOUTH COAST REGION</i> | | | | | | |
| Athletics Wollongong Inc. | 130 | 123 | 125 | 2 | 127 | 113 |
| Goulburn Athletics Club | 9 | 4 | 6 | | 6 | 5 |
| Illawarra Blue Stars Athletic Club Inc | 105 | 108 | 105 | 7 | 112 | 95 |
| Kembla Joggers Inc. | 63 | 52 | 101 | 2 | 103 | 136 |
| Nowra Athletics Club | 201 | 66 | 177 | 11 | 188 | 166 |
| <i>WESTERN REGION</i> | | | | | | |
| Cobar Athletics Club | 2 | 3 | 3 | | 3 | 3 |
| Dubbo Athletics Club Inc. | 10 | 6 | 6 | | 6 | 11 |
| Dubbo RSL Youth Club Athletic Division | 0 | 1 | 1 | | 1 | 7 |
| Wellington Athletics Inc | 2 | 1 | 1 | | 1 | 7 |
| TOTAL | 5562 | 4180 | 4764 | 266 | 5030 | 4928 |
| Metropolitan Club Total | 3893 | 2736 | 3183 | 183 | 3366 | 3161 |
| Country Club Total | 1669 | 1444 | 1581 | 83 | 1664 | 1767 |

COMPETITION

The competition department at Athletics NSW has undergone significant changes since early 2012, as detailed by the Chief Executive Officer. The Competition Manager and Operations Manager are full time positions dedicated to providing quality competitions for athletes in NSW. Whilst there are two full time staff positions at Athletics NSW, there are many contributors to competition planning and on the day operations. These include highly valued technical officials, ANSW committees, venue staff and medical personnel. Their performance, expertise and guidance allow Athletics NSW to continue to move forward and deliver professional events.

WINTER 2012

A positive sign for the 2012 winter was a notable increase in participation numbers. There were 3617 participants across the 2012 Winter Series, an increase of 6.2% on 2011. The 2012 Winter Series, sponsored by adidas, was made up of a variety of NSW Championships; including road races, cross country, relays, and walking events. Over the series, athletes and clubs pursue points towards the annual Winter Club Trophy, Winter Premiership, Distance Runner of the Year and Distance Walker of the Year. Bankstown Sports won the Winter Club Trophy, which rewards participation across the series. Second was Sydney Striders and third was Hills District. The open men's winner of the 2012 Winter Premiership was Sydney University and Athletics East won the open women's. Sydney University's Russell Dessaix-Chin and Sydney Striders Jenny Wickham won the male and female Distance Runner of the Year awards. Derek Mulhearn from Sydney University and Lauren Bourke from Mingara were awarded the male and female Distance Walkers of the Year.

The 2012 NSW Mountain Running Championship was hosted by the Gold Seekers Orienteering Club in conjunction with the Great Volcanic Mountain Challenge on 25 March. Participation at this event was relatively low however there is hope for building on this in the future.

On 28 April, the 2012 Novice Cross Country Championship was held at Scarborough Park. The host club was the St George District Athletics Club. Participation numbers for the novice were 14 less than 2011. The major change this year was the women's open championship distance was extended from 4km to 7km. It was deemed that the 7km distance was more suitable to the open women's category in line with the distances raced in other events and compared to the men's event. Shorter distance races were offered as non-championship races. As anticipated there were fewer entries in the women's 7km championship race.

The premier event of the Winter Series is the adidas Sydney:10 which incorporates the NSW Road Championships. The event continues to cater for Athletics NSW members, Little Athletics members, as well as the fun run community. Hosting the event on 6 May was the first time it was run on a Sunday, rather than the traditional Saturday. The main benefits of holding the event on a Sunday were the reduced impact of conflicting sports commitments and the increased availability of Athletics NSW officials as many officiated at the Greater Public Schools (GPS) carnival on Saturday May 5. The adverse effect of the day change was that it no longer coincided with the Sydney Striders 10km winter series. This was a major contributor to the total participation declining

4.7% compared to 2011.

The NSW Cross Country Relays were hosted by the Illawong Athletic Club at Miranda Park on 2 June. Despite the rain affected course, participation numbers increased from 728 athletes in 2011 to 796 in 2012.

The 2012 NSW Cross Country Championships were hosted by the Nowra Athletics Club and were held at Willandra on 23 June. In recent years, participation at this event has enjoyed a steady increase. In 2011, there was growth of over 7.3% and in 2012, participation numbers increased again by over 5.2%.

On 7 July, the NSW Road Relay Championships were held in Ourimbah with the event was hosted by the Mingara Athletics Club. A significant alteration to the race program was the reduced distance for women's runners 45 years and older and men's runners 55 years and older. Instead of the traditional 4km, the distance was reduced to 2km. Feedback received post event was that many runners in this age group would not travel any great distance to run 2km. The decrease in participation numbers reflected this. The distance has been restored to 4km for 2013.

The Short Course Cross Country Championships were hosted by the West Met Cross Country Club and was held at Upjohn Park, Dundas on 14 July. Athlete participation rose substantially in 2012, with a massive 30% increase recorded.

The NSW Half Marathon is incorporated into the Bankstown Hidden Half and was held on 2 September, while the NSW Marathon is part of the Sydney Running Festival which was held on 16 September. Both events had very similar participation rates as 2010 and 2011.

There are three Walks Championships in the Winter Series, the Team Walks on 20 May, Short Walks on 24 June and Long Walks on 29 July. The Team Walks and Long Walks were held at Tench Reserve, Jamisontown and were hosted by the NSW Racewalking Club. There was a decline in participation for the Team Walks but an increase in the Long Walks. The Short Walks were held in Narellan and were hosted by the Regal Racewalkers. Participation at the Short Walks was up on the 2011 attendance.

Athletics NSW wishes to thank adidas and the host clubs for their support and contribution to the 2012 Winter Series.

SUMMER 2012-13

Athletics NSW delivered a range of competitions to cater for our diverse membership. These ranged from premiership and permit meets to championships and elite competitions. In the 2012-13 summer season Athletics NSW partnered with Athletics Australia to successfully host and deliver the 91st Australian Open Championships, Australian Youth Olympic Festival, Sydney Track Classic and the Hunter Track Classic. Our reputation to effectively conduct large multi-day events is evident by Athletics NSW being awarded the hosting privileges to some of the most significant meets in the country each year.

Kombat NSW All Schools, 11-14 October 2012

This season saw Kombat as the new sponsor for the NSW All Schools, one of the organisation's most successful flagship events. Despite some inclement weather on the Thursday and Friday, the NSW All Schools

COMPETITION

was a huge success with more than 1500 athletes attending, which represents a 20% increase from 2011. It was easily the largest schools athletics meet in Australia

World Firefighter Games, 19-28 October 2012

Athletics NSW was contracted to provide technical and administrative support, as well as providing officials for the Track and Field and Out of Stadium components of these games.

Summer Club Premiership

The Club Premiership commenced in late October and ANSW was pleased to welcome Kings Sports Store as the naming rights sponsor. The Club Premiership is an age group based competition in junior, open and masters divisions. There are many schools of thought on the best format to run the Club Premiership and the staff at Athletics NSW and the Competition Advisory Panel (CAP) continue to engage with members in order to provide the most beneficial format. In 2012, the Club Premiership was reduced to six rounds, all prior to Christmas. This falls in line with the ANSW strategy to focus on participation based competition prior to Christmas. Participation numbers were strong, especially during the split rounds and the rounds held at Sydney Olympic Park. There was great representation from many clubs who contested the age group pennants and the overall Club Premiership title. Congratulations to UTS Norths for winning the junior and masters age pennants as well as the overall Club Premiership title, and to Sydney University for winning the open age pennant.

NSW 3000m Track Championships, 10 November 2012

The 3000m Championship remains a popular race with the middle distance running community. Competitor numbers increased in the men's division from 122 to 154 competitors. The 2012 event also featured an extended Allcomers meet to accommodate field athletes and other track disciplines.

NSW Relay Championships, 17-18 November 2012

The NSW Relay Championships continue to be a feature event for club competition. The team based competition is great for club camaraderie as participants do their best to perform and support their respective clubs. UTS Norths were the dominant club and placed first in the overall combined teams point score, followed by Hills District and Asics Wests.

NSW Combined Event Championships, 5-6 January 2013

The first event of the New Year was the NSW Combined Event Championships. This was held at Campbelltown with Allcomers events on both the Saturday and Sunday. Participation increased significantly from 163 athletes in 2012 to 287 in 2013.

NSW Club Championships, 12 January 2013

The 2013 edition of the Club Championships had a significant format change. Clubs were limited to selecting their top three athletes (A, B, C) in each event and athletes represented their club in the A, B or C division. The concept was put in place to promote competition for spots within clubs, as well as creating an enhanced club versus club

competition. The restricted entries enabled Athletics NSW to condense the duration of the event to become more competitor and spectator friendly. As a number of athletes seeking competition may not have been selected for their club, an Allcomers meet was conducted earlier in the day. Sydney University won the 2013 Club Championship followed by UTS Norths and Sydney Pacific.

NSW Country Championships, 25-27 January

The 2013 Country Championships were held in Glendale at the Hunter Sports Centre. There were over 650 athletes competing, which was 10% growth from the previous year. ANSW thanks the Local Organising Committee and the venue staff for their dedication to providing a successful Championship. A special thank you to Jan Gibb for making significant improvements to the event timetable. Rod and Jan Gibb were acknowledged for their continuous contribution to the Country Championships for the last 50 years.

NSW Junior and Youth Championships, 8-10 February 2013

There was continued growth in the youth sector, with participation in the NSW Junior Championships up by 10%. Over 850 athletes competed and a team of 453 athletes was selected to represent NSW at the Australian Junior and Youth Championships in Perth.

NSW Track and Field and U23 Championships, 1-3 March 2013

The 2013 NSW Track and Field Championships included the NSW U23 Championships and the NSW AWD Championships. In previous years the Australian AWD Championships has also featured in the NSW State Championships, however, in 2013 this was held in Canberra. This meant that there was the opportunity to rework the event timetable in favour of participating athletes and attending officials. In spite of the wet weather over the first two days, the track program ran to the planned timetable. Participation numbers were solid with a 5% increase from 2012.

NSW Masters Championships, 16-17 March 2013

The Athletics NSW Masters Championships were at SOPAC for the first time in recent years and were a tremendous success. Total competitors rose slightly to 339 and the event ran smoothly, finishing early on both days. Special thanks to Janet Naylon, Stuart Paterson and the NSW Masters Association for their hard work and efforts ensuring the event was the success it was.

THANK YOU

As a team of professional and enthusiastic staff, officials and committees, ANSW is dedicated to continue working towards achieving key strategic goals. The competition staff would like to thank the athletes and their families, coaches, club administrators, volunteers and all other stakeholders who support athletics in NSW. It is a collective, and at times a challenging effort, but everyone in the athletics family here in NSW plays a part in enabling a thriving future for the sport. Athletics NSW will continue to work hard for you and the organisation hopes to have your support for a long time to come.

Brent Hayward
Competition Manager



NSW RECORDS SET DURING 2012-13 SEASON

The 2012-13 season saw the adoption of a number of records for new implement specifications introduced in the women's under age shot put, discus and hammer throwing events. A highlight was Georgia Wassall breaking Cheryl Peasley's 44-year-old Under 20 State 800 metres record.

David Tarbotton
Records Officer

| Age/Event | Performance | Name (DOB, Club) | Date |
|---|-------------|---|------------|
| Female | | | |
| U20 800m | 2:04.68 | Georgia Wassall (96, ASW) | 16/2/2013 |
| U20 800m | 2:03.37 | Georgia Wassall (96, ASW) | 14/4/2013 |
| U18 800m | 2:04.68 | Georgia Wassall (96, ASW) | 16/2/2013 |
| U18 800m | 2:03.37 | Georgia Wassall (96, ASW) | 14/4/2013 |
| U16 Pole Vault | 3.56m | Liz Baral (98, ASW) | 12/3/2013 |
| Open Shot Put (4kg) | 16.82m | Dani Samuels (88, WES) | 3/03/2013 |
| U16 Shot Put (3kg) | 14.66m* | Paletina Lemi (96, HIL) | 15/10/2011 |
| U16 Shot Put (3kg) | 16.05m | Grace Robinson (98, STG) | 10/2/2013 |
| U18 Javelin (500g) | 56.68m | Mackenzie Little (96, UTN) | 2/12/2012 |
| U18 Hammer Throw (3kg) | 64.27m | Alexandra Hulley (97, HIL) | 11/10/2012 |
| U16 Hammer Throw (3kg) | 64.27m | Alexandra Hulley (97, HIL) | 11/10/2012 |
| U18 Heptathlon | 5356 points | Alysha Burnett (97, CHE) | 17/02/2013 |
| Male | | | |
| U20 110m Hurdles (0.991m) | 13.51 | Nicholas Hough (93, HIL) | 23/6/2012 |
| U20 110m Hurdles (0.991m) | 13.38 | Nicholas Hough (93, HIL) | 23/6/2012 |
| U20 110m Hurdles (0.991m) | 13.27 | Nicholas Hough (93, HIL) | 12/07/2012 |
| Open Medley Relay (800m, 400m, 200, 200m) | 3:18.76 | Sydney University (Lachlan Renshaw, Joshua Ralph, Henry Mitchell, Nicholas Hough) | 18/11/2012 |
| U16 Pole Vault | 4.35m | Angus Armstrong (97, ASW) | 22/11/12 |
| U18 Discus (1.5kg) | 65.94m | Ben Fitzgerald (95, MHA) | 14/10/2012 |
| U18 Hammer Throw (5kg) | 71.35m | Costa Kousparis (96, HIL) | 26/1/2013 |
| U20 Decathlon (0.991m Hurdles, 1.75kg Discus, 6kg Shot) | 7955 points | Jake Stein (94, ASW) | 11/7/2012 |

* Record adopted for new event specifications

OFFICIALS

In the 2012-13 season, 224 accredited technical officials registered with Athletics New South Wales. This number includes athletes, coaches and life members who have official qualifications. During both the summer and winter seasons 177 of those officials attended Athletics NSW meets.

Technical Officials are vital in any and every competition that is run through the year. From competition management to raking the long jump pit, every official is necessary and appreciated

OFFICIALS ADVISORY PANEL

The Officials Advisory Panel (as listed on page 2) represents the officials. This panel meets regularly to manage the education, accreditation, recruitment and retention of officials.

The Appointments Sub-committee is responsible for assigning all officials to their positions at summer, winter and school competitions. This ensures that each position is filled by an experienced and accredited official, while also catering for those officials that need more training and practice

EDUCATION

The Officials Advisory Panel is committed to the continual education of officials. As a result of this plan, several 'mini-seminars' were scheduled for officials on major competition days. Mary Fein and Ron Richter held these refresher seminars on all specialties on the track and in the field.

Over the last 12 months, 126 officials passed C and B level exams; 53 of those are newly accredited officials have recently registered and volunteered with Athletics NSW. Athletics NSW will continue to schedule more seminars and exams for the benefit of both the new and the experienced officials.

As part of the plan to recruit more officials for the 2013 NSW Masters Championships, Janet Naylor and Mary Fien ran an education seminar and exam session for new officials. This was aimed specifically at masters athletes who could contribute to the meet by officiating while competing. The evening was highly successful as 19 officials passed 24 exams and 10 athletes officiated on the championship weekend.

Rob Jones has joined Athletics NSW as the Technology Officer. He is responsible for the training and appointment of officials in the areas of photo finish, scoreboard operation and Hy-Tek Meet Manager databases. It has been determined by the Officials Advisory Panel that in the next year Rob will liaise with ANSW to organise more training courses for officials interested in technology positions

RECOGNITION

Richard Batterley has received a 20 year service pin from Athletics Australia.

As part of the Officials Recognition Scheme, officials are rewarded for their contribution to athletics in the year. Eighteen officials contributed to over 25 meets for the season, along with an additional 30 officials who attended over 15 meets each. Congratulations to the following officials who reached the pinnacle level of over 25 meets in the last twelve months:

Don Allen, Elaine Bowman, Warren Bowman, Paul Buckley, Ivan Delaney, Murray Gaudin, Dave Higgins, Peter Higgins, Rob Jones, Graham Kearns, Terry Manns, Betty Moore, Jeanette Richter, Ron Richter, John Smith, Tony Smyth, Stan Stark, Del Warrick.

Athletics NSW officials have also been appointed to national and international meets including the Sydney Track Classic, Hunter Track Classic, Australian Junior Championships, Australian Track and Field Championships and the Oceania Championships.

Athletics New South Wales staff and board members would like to thank every official who has contributed to competition for the last twelve months. The time and effort that is put into the preparation and running of each meet is much appreciated and Athletics NSW looks forward to seeing new and returning officials in the seasons to come.

Hanri Delanty
Operations Manager



DEVELOPMENT

DUAL REGISTRATION

This year has seen an increase in dual registration numbers as reported by the CEO. Dual registration remains a powerful tool in helping smooth the transition from Little Athletics to senior ranks. The ongoing positive relationship that Athletics NSW shares with Little Athletics NSW allows us to communicate the benefits of dual registration and thanks are extended to Chantelle Grills and Darren Wensor at Little Athletics for their assistance in this area. Dual registration remains the most effective recruitment tool ANSW has at its disposal and the data shows that ANSW Clubs are embracing this, with 42 of 78 clubs showing an improvement in dual registration numbers from last year.

COACH EDUCATION

2012-13 saw the continuation of the new Coach Education pathway, with some minor alterations. Coaches now wanting to move from Level 1 must first complete the Level 2 Intermediate Club Coach program before progressing to the Level 2 Advanced Coach Event Specific course. This will ensure that all coaches have not only a thorough understanding of their preferred discipline, but of the sport as a whole. NSW continues to have two Coach Education providers, Australian Track and Field Coaches Association (ATFCA) and Sports Education and Leadership Services (SEAL). Accredited financial coach numbers total 991 across the various levels. This is a significant increase on last year's figure and demonstrates the willingness of coaches and school teachers to get accredited and remain up to date with their skills. Athletics NSW, in partnership with the NSW Department of Education, provided teacher in-service courses across the state for new scheme teachers and experienced staff wanting a refresher in the teaching and coaching of basic athletics skills. One-day courses were delivered to the far-flung reaches of the state including Banora Point, Albury and Broken Hill.

SCHOOLS ATHLETICS

School athletics saw the GPS schools return to the 'pre-rugby' timeslot culminating in their season finishing in late April. Whilst disappointing that they were out of step with the remainder of the schools' athletics seasons, ANSW did see a jump in numbers of GPS athletes competing for clubs over the summer months; some as part of the new School Alliance Scheme (SAS) and others as stand-alone clubs.

This season saw the trialling of a pilot program to further integrate school athletics into the club scene with the introduction of the School Alliance Scheme (SAS). The SAS saw a number of school squads sign up to clubs at a reduced rate, to get access to some summer events. Preliminary assessment of the program would suggest that the SAS is an ideal vehicle to help schools develop their athletics programs and to help clubs grow their numbers in their local communities.

Schools Knockout (SKO) numbers remained steady at 93 teams for the Sydney round which almost sees this carnival operating at full capacity. The night was a fantastic affair with many new teams as well as seasoned campaigners participating. For the second year running, a regional round was held at Glendale with 35 teams coming from the Hunter. Following on from this, NSW schools also participated well at the Australian Schools Knockout in Launceston with all sectors represented and numerous top 8 finishes.

School Relays saw significant growth from 30 to 130 teams. The rescheduled time slot to fall in the middle of the school season certainly assisted with this improvement.

All Schools Warm Up meets proved popular again this year. The school holidays fall between the end of the school system carnivals and the NSW All Schools, and the Warm Up meets fill this gap.

The NSW All Schools continued in its new timeslot in the first week of Term 4. The numbers indicate this has proved a popular decision with nearly 1500 athletes participating over the four days. The carnival remains the centrepiece of schools athletics and it's great to see such a wide variety of athletes experience elite athletics for the first time. From this event, a squad of 213 athletes was chosen to represent NSW at the Australian All Schools held at The Domain Track, Hobart. Whilst logistically a difficult place to organise an event of this scale, the results prove that NSW maintained its dominance of school athletics with the most convincing performance to date under the new format with a resounding win over Victoria, with Queensland third.

NSW AND AUSTRALIAN JUNIOR CHAMPIONSHIPS

Nearly 900 athletes attended the NSW Juniors and many fine performances were noted. Whilst the two and half day program is cramped, the event remains a popular one as it is pathway to the Australian Junior Championships (AJC). 453 athletes represented NSW at the AJC. This year's AJC saw an increasing standard of performance from all athletes across all disciplines. Perth is an expensive location for athletes and families and numbers in the NSW team were down slightly on last year. The AJC returns to Sydney for the next two years so hopefully athletes will return in numbers reflective of years past.

NEW CLUBS

Athletics NSW welcomed a number of new clubs. The Little Athletics Centres of Southlakes, Douglas Park, Balmain and Tamworth were all granted provisional membership midway through the reporting year, whilst the Scots College at Bellevue Hill also joined ANSW. These new clubs have been granted provisional membership and will adhere to a number of basic caveats pertaining to equipment, personnel and participant numbers. Already the new clubs have done really well at Club Premiership and their members very quickly took up spots in the NSW Junior team.

FACILITY DEVELOPMENT

The Dubbo City Council has procured the necessary federal funding to build a synthetic track and grandstand at Bardon Park, Dubbo. The facility will be home to both Little Athletics and the senior clubs in Dubbo and will serve as a regional base for representative carnivals across a variety of sectors. This will be the third regional NSW facility (behind Glendale and Beaton Park) and will be an excellent resource to develop athletics in the central west of the state.

The Development staff would like to thank the various club members and school teachers who have worked with ANSW this year for the betterment of this sport. Athletics would be much poorer without their passion and drive.

Matt Rowan

Development Manager

HUNTER REGION

The last 12 months saw new initiatives such as the Fernleigh 15 take off and key events like the Schools Knockout, Festival of Sport Coaching Clinics and Hunter Track Classic continue to develop.

The key strategic objectives for the Regional Coordinator are:

1. To use a number of strategies to increase overall registrations and dual registration aged athletes across both LA Centres and NSW clubs
2. To provide support in establishing a sustainable winter and summer competition
3. To work with local coaches in delivering the LAPS (Little Athletics Program for Schools) across the region
4. To develop strategies and events which engage the recreational running community.

2012 WINTER SERIES

Two of the three Winter Athletics Series meets were held at Glendale while one meet was taken to Mingara. Now in its fourth year, the Winter Series provides opportunities for Australian team members to achieve pre-departure standards, senior athletes an avenue to compete over winter and school aged athletes exposure to winter competitions. There were 260 athletes across the three meets culminating in the all age carnival known as the 'Nib Games' held in July, which had 122 athletes.

SCHOOLS KNOCKOUT

The Schools Knockout is a terrific tool, which is used to connect with secondary schools and their students. In 2011, the Hunter Round had 18 teams and this increased to 32 teams and 193 athletes in 2012! The best performing winning team would have finished 3rd when results were combined with the Homebush round which was held a week later.

COACHING CLINICS

There were four coaching clinics held in the Hunter region during 2012.

- The Hunter Festival of Sport Clinic is part of a two-week long multi sport festival held in the July school holidays. This clinic was held over two days, one day at Glendale and the next at Mingara. There were 90 athletes participating and 10 coaches employed.
- Two Little Athletics centre-based clinics occurred in the October school holidays with two coaches attending each one at Raymond Terrace and Port Stephens.
- The Hunter Track Classic Clinic expanded in its third year and received terrific support from participants and athletes including Tamsyn Manou and Jenail Hayes (USA). There were 115 athletes aged between 8 and 17 years who attended.

LAPS

This is a Little Athletics program which continues to be in demand from primary schools looking to further the athletics skills of its students and staff. Ten schools made bookings in 2012 with a total of 22 coaching sessions and seven coaches used. This program is expected to grow with targeted promotions and collaboration with the Active Afterschool School Communities program.

SCHOOLS VISITS (JULY-SEPTEMBER)

This is probably the most powerful recruitment tool that Little Athletics has leading into each new season and also affects NSW clubs. A

genuine effort was made to work with centres to visit as many schools as possible from July to September. It was thought this could be a way to address the static and declining registrations several centres had experienced in 2011-12.

NSW ALL SCHOOLS MULTI AND HUNTER ALL SCHOOLS

This event aims to be a stepping-stone to the NSW All Schools and to NSW clubs in the Hunter. In 2012 an invitation was sent to all the participants of the Little Athletics NSW multis resulting in a spike in the registrations for the junior divisions of the multi event. Overall there were 112 athletes taking part in the multi and individual events. The event is at a cross roads as numbers in the full heptathlon and decathlons decline but the one day format with supporting individual events has attracted increased numbers of participants.

COACH DEVELOPMENT

Former ATFCA branch administrators Yvonne and David Puller have been outstanding in working with Sports Education and Learning (SEAL) in rolling out the new coaching framework in the Hunter. Level 1 and 2 courses have been held in May and September with more planned. The Regional Coordinator was involved in creating the alliance between local coach education providers, as there were no regular opportunities for coach education in 2010 and 2011.

TRACK DUALS

The track duals concept, which is modified team-based competition aimed at dual aged athletes, was presented at the NSW Little Athletics conference in July. Several expressions of interest were received. Orange Little Athletics hosted a trial with Lisa Corrigan and Scott Westcott delivering the concept. NSW will continue to work with Little Athletics to make this a viable alternative to the usual club/centre competition model.

THE FERNLEIGH 15

This road racing event was the first venture for NSW into the fun run/recreational running community. The run concept utilised the recently completed Fernleigh bike path built on the Fernleigh railway line linking Adamstown, Newcastle to Belmont in Lake Macquarie. A partnership was established with local fun run and triathlon organiser Paul Humphreys and Athletics NSW with Scott Westcott as event organiser. The event successfully attracted 901 entrants in its first year.

THE HUNTER TRACK CLASSIC

The fourth edition of the Hunter Track Classic was held on Saturday 2 February amongst some challenging conditions. This was the second year the event had received National Series status from Athletics Australia, which assists in attracting athletes. The success of the 2013 event can again be directly attributed to the level of local support it receives; local business partners, widespread media coverage, officials and volunteer involvement, athletes, coaches, NSW clubs and Little Athletics Centres. The Regional Coordinator received 60 hours administration support from Dave Robertson, which was crucial in running a smooth event.

Scott Westcott

Hunter Region Athletics Coordinator

THE GREATER WESTERN SYDNEY JOINT VENTURE

BACKGROUND

The Greater West of Sydney is made up of 14 local government areas – Auburn, Bankstown, Blacktown, Blue Mountains, Camden, Campbelltown, Fairfield, Hawkesbury, Holroyd, Liverpool, Parramatta, Penrith, The Hills and Wollondilly.

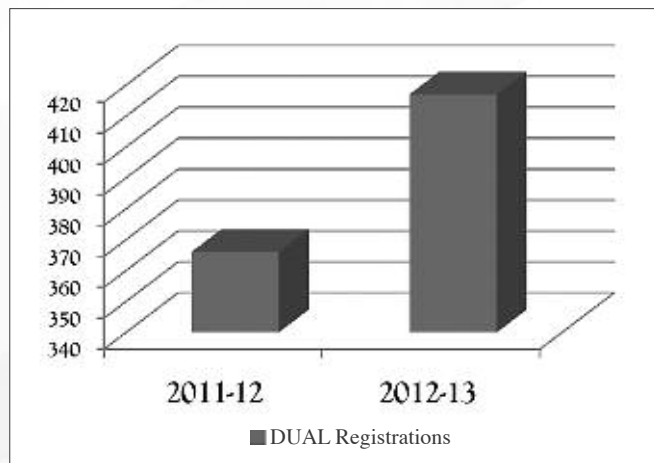
Greater Western Sydney currently has a population of just over two million, which is expected to reach three million by 2036 and will be 50 per cent of Sydney's total population. The area has one of the most diverse populations in Australia with more than a third of its people having migrated to Australia and half of the world's nations represented among them. Recent figures have shown that Greater Western Sydney is where young people are looking to begin their families (37.3% of the people are aged under 25 years).

Due to these significant statistics, the Greater Western Sydney (GWS) Joint Venture program holds an important part in developing the future of track and field in Australia.

The GWS Joint Venture program is commencing its second year of operation and is gaining momentum with its programs jointly managed through Little Athletics NSW and Athletics NSW. Dual registration is an important part of the Joint Venture initiative implemented by Athletics Australia and positive growth has been seen in the GWS area in dual registrations and overall memberships. The graph below illustrates the statistics:

GREATER WESTERN SYDNEY – DUAL REGISTRATIONS COMPETITION

The GWS Summer Series consisted of two ANSW permit meets and these took place at Blacktown International Sports Park (BISP) in the 2012-13 season. This enabled first time dual registration athletes to have a small sample of what senior competition is like. Athletes' ages varied from Little Athletes to masters categories covering all abilities.



COACHING CLINICS

Six clinics were held throughout the year and these were offered to various ages of Little Athletes and dual registration athletes. The focus was on utilising elite athletes as guest coaches as well as providing the best coaches from NSW. This enabled some of those elite athletes to gain valuable coaching advice during the clinics and gain 'Recommended Prior Learning Level 1' through the Athletics Australia Coaching Education program. Over 850 athletes attended these clinics, which was an increase from 2011

GREATER WESTERN SYDNEY COMMUNITY EVENTS

The Annual Blacktown Sports Fest Expo was held at BISP during the August registration period for Little Athletics. This enabled the development staff to display general skills and demonstrations to over 400 members of the public who attended the Sports Fest. It also enabled the clubs to promote their Little Athletics centre with all who passed through the gate.

Athletics NSW has been participating in Panthers on The Prowl for two years. It is a multisport day aimed at primary schools around the Penrith area. The day provides primary schools with the chance to visit many sports in short 20-minute sessions. Newly appointed development officer Lisa Corrigan helped with the day, which saw over 750 children pass through the athletics workshop at Penrith Stadium. Track and Field was one of ten sports which took part.

SCHOOL CARNIVALS AT BLACKTOWN INTERNATIONAL SPORTS PARK

Over 35,000 school children participated during the week days at BISP through school, zone and regional carnivals and special events during the April to August period. This provided direct contact to sports coordinators, PE teachers and school coaches with the ANSW/LAANSW development programs. The Development team will increase their contact database this season with the Athletic precinct totally booked out until September 2013 with school carnivals and athletics events.

CONCLUSION

One of the challenges is continual pressure from a number of sports in the Greater Western Sydney area. Some momentum towards athletics has been gained in the past 18 months and the future is exciting if this can be continued.

Thanks are extended to the Australian Sports Commission and all involved with the Joint Venture program for their continual support of this initiative. Thanks also to all the club presidents, coaches, administrators and athletes who have helped this Joint Venture become so successful. And finally, thank you to the staff at Little Athletics NSW, Athletics NSW and Athletics Australia for their assistance.

Nick Bromley
GWS Development Officer

TARGET TALENT PROGRAM

This season past saw the implementation of the Athletics NSW Target Talent Program (TTP). The program is a joint initiative between Athletics NSW, Athletics Australia and NSWIS. The program seeks to assist athletes and coaches in their on-going development through regular coaching and education sessions.

Each event group area has a corresponding coach to oversee each athlete's development. The coaches for the 2012-13 season were:

| | |
|-------------------------|---|
| AWD: | Matt Rawlings |
| Sprints: | Robert Medicott |
| Hurdles: | Melissa Logan |
| Middle Distance: | Ken Green |
| Walks: | Cheryl Webb |
| Jumps: | Alex Stewart and Nicole Boegman-Stewart |
| Pole Vault: | Zsuzsanna Olgay-Szabo |
| Throws: | Breanne Clement |
| Javelin: | Lukas Cannan |

PERFORMANCES

TTP athletes had an excellent year in a variety of competitions. Too numerous to mention specifically, TTP athletes dominated at all major championships and were involved in both junior and senior competitions, including the Qantas Australian Athletics Tour. Highlights were 16 athletes selected to represent Australia at the Australian Youth Olympic Festival in Sydney and nine athletes selected to represent Australia at the World Youth Championships in Donetsk, Ukraine, later this year.

World Youth Championships, Donetsk, Ukraine

Molly Blakey – 400m
Alysha Burnett – Heptathlon
Yasenaca Denicaucou – Shot Put, Discus
Alex Hulley – Hammer Throw
Audrey Kyriacou – Long Jump
Costa Kousparis – Hammer Throw
Paletina Lemi – Shot Put
Mackenzie Little – Javelin
Georgia Wassall – 800m

Australian Youth Olympic Festival, SOPAC

Molly Blakey – 400m
Bryce Collins – 400m Hurdles
Yasenaca Denicaucou – Shot Put and Discus
Emmanuel Fakiye – Triple Jump
Alexandra Hulley – Hammer Throw
Katrina Hunt – 100m, 100m Hurdles
Mudith Jayasekera – Pole Vault
Costa Kousparis – Hammer Throw
Paletina Lemi – Shot Put
Mackenzie Little – Javelin
Morgan McDonald – 3000m
Nicola McDermott – High Jump
Brendan Madeira – 110m Hurdles
Alison Ruse – Triple Jump
Jessica Stikovic – Hammer Throw
Georgia Wassall – 800m

ATHLETICS NSW TTP SQUAD FOR SEASON 2012-13

Sprints

Molly Blakey
Stephen Eaton
Luisa Healey
Devlin Higgins
James Kermond
Audrey Kyriacou
Rebecca Norton
Gabriella O'Grady
Jake Rogers
Jordan Shelley
Tavleen Singh
Jessica Thornton

Middle Distance

Emily Augustine
Jack Collett
Robert Dredge
Jordan Gusman
Charlie Hunter
Megan Isbester
Morgan McDonald
Sarah Marvin
Miranda Middleton
Harry Scouler
Kate Spencer
Aaron Spiessberger-Parker
Alina Tape
Georgia Wassall

Hurdles

Jack Bangel
Jye Brooker
Bryce Collins
Samantha Geddes
Madison Gipson
Katrina Hunt
Hannah Jones
Abbie Taddeo

Walks

Amy Bettiol
Jasmine Dighton
Tom Doyle

Jumps

Angus Armstrong
Daisy Ding
Emmanuel Fakiye
Melissa Maree Farrington
Sebastian Gray
Jack Hicking
Mudith Jayasekera
Lachlan Little
Nicola McDermott
Brendan Madeira
Alwyn Mi
Joshua Parkinson
Alison Ruse
David Snowdon

Throws

Yasenaca Denicaucou
Tania Fassolis
Ben Fitzgerald
Alex Hulley
Costa Kousparis
Paletina Lemi
Tepa Lemi
Mackenzie Little
Matthew Rees
Emily Rotunno
Taylah Sengul
Jessica Stikovic
Andries van Woerkom
Hayden Wilton

AWD

Rae Anderson
Angelique Booth
Tim Foster
Daniel Jennings
Amanda Krsticevic
Sara Walsh



MARKETING

The 2012-13 season saw an emphasis placed on the marketing and communications function for Athletics New South Wales.

A Marketing Manager and a Digital Marketing and Media Coordinator were appointed in part time capacities to help drive the marketing imperatives of the organisation.

As part of the planning process, a marketing audit was conducted. Out of this, four key imperatives were identified as vital to the growth of the ANSW:

1. Grow membership
2. Grow brand awareness
3. Website reposition
4. Grow commercial revenue.

GROW MEMBERSHIP

ANSW has the primary organisational objective of growing membership. This is essential for the stability, continued growth and viability of ANSW. The marketing function plays an important role in growing membership, as it can help build a program of awareness and engagement that helps members feel that being part of the ANSW is an attractive proposition with real value. The marketing strategies that were put in place to aid in growing membership included: conducting research with existing clubs on the current perceived value of the membership proposition; implementing the new Community Athlete category; designing a membership rewards program and creating marketing collateral to promote the membership offering.

As a consequence of these initiatives the introduction of the new Community Athlete category has seen an increase of over 1,500 new members. The Athletes' Advantage Program was introduced as a recognition and rewards program for existing members. The Athletes' Advantage Program was supported by the following partners who offered significant discounts to members: adidas, Victor Sports, Europcar, Accor Hotels, Freelap timing equipment, Birch Carroll & Coyle, Events & Greater Union Cinemas, and Ministry of Paintball. Membership collateral for clubs was also redesigned in a new template with a more modern and professional style.

GROW BRAND AWARENESS

It was identified that Athletics New South Wales needs to lift its profile in the broader community. ANSW competes directly for members and sponsorship with high profile sports like AFL, netball, rugby league and swimming. In order to grow membership and corporate appeal it is essential that the ANSW brand is easily recognisable and attractive to people who want to participate in the sport of athletics. The marketing team has identified and implemented several ways in which ANSW can lift its profile in the sporting and wider community. These include: creating a defining statement on who ANSW is and what we do; partnering with recognised media channels, such as radio, to access a wider audience; increasing presence and visibility in social media; and aligning with corporate partners who have a substantial promotional footprint.

In response to these strategies, Athletics NSW partnered with Mix 106.5 FM to promote the Sydney Track Classic. ANSW designed 30 second ads, engaged street team ticket giveaways and ran a competition on its website in a bid to attract families to the event who may not

traditionally be exposed to athletics. ANSW employed a dedicated resource to manage the digital marketing strategy, and increase the content and engagement through the Facebook, Twitter and YouTube accounts. As a consequence, the ANSW Facebook page has nearly doubled in its followers and there has been a significant increase in the 'conversations' created by social media about ANSW and its events and athletes. ANSW will continue to drive this content strategy and in turn strive to create a strong social media presence that competes with the likes of swimming, hockey, netball and soccer in NSW.

WEBSITE

The website is the most important marketing tool. It is essential to have a simple, attractive and user-friendly site in order to provide information to current members and also appeal to new members.

As such, work is currently underway to redesign and launch a new Athletics NSW website. The website is in final stages of design and scheduled to launch by the end of the 2012-13 season (30 September 2013).

The objective of a new website is to create a more modern and sophisticated site, which brings relevant information to the fore. In addition, the new site will make it much easier for athletes to locate a club and become a member of ANSW. It will provide a seamless link between the social media platforms and aim to be the most respected and timely source of all athletics information in New South Wales.

COMMERCIAL

Competition for the sports sponsorship dollar is one of the most hotly contested competitions in the Australian corporate landscape. There is a plethora of sports and cultural events competing for corporate support and in turbulent financial times, the sponsorship dollar becomes even more important.

This year the contracts of two long-term partners of ANSW (adidas and Skins) expired. Both companies were excellent supporters of athletics and thanks are extended for their valuable support to ANSW.

ANSW has secured the support of new partners On-Running and Kings Sports Store. On-Running has come on board as the Official Shoe Partner of ANSW, and will be a proud supporter of the 2013 Winter Series. Kings Sports Store, an existing friend of ANSW, has come on board in a multi-year deal as Bib Sponsor. ANSW welcomes these new agreements, and also recognises the continued partnerships with Sydney Olympic Park Authority, Greater Building Society, NSW Government Office of Communities (Sport & Recreation), Accor Hotels (Novotel Sydney Olympic Park) and Destination NSW.

ANSW will continue to target new partnerships in a bid to provide even more tangible benefits for its members.

DIGITAL STRATEGY

With the digital landscape continuing to grow in importance for Australian businesses, ANSW has put an increased focus on maximising the potential benefit that can be gained through the use of various digital and social media platforms. The main objective for this renewed focus is to significantly build an engaged online fan base and to convert this to growth in ANSW membership and participation levels.

ANSW has taken the initial steps in this process by significantly increasing the daily interaction levels through these channels and implementing a more active and reciprocal relationship with members, and potential members.

Other objectives include: creating greater awareness of ANSW through online platforms and the wider community; creating a more inviting environment for recreational/social athletes; adopting a more inclusive approach and increasing the quantity and quality of video/photo content and reporting. A more streamlined approach between the new ANSW website and its social media channels has also been established.

The Marketing team will continue to work to develop a more integrated approach in the coming months, including the introduction of a custom membership tab on Facebook.

MARKETING MAJOR EVENTS

Marketing initiatives introduced across ANSW major events in 2012-13 included:

The Fernleigh 15

The 2012 Fernleigh 15, held on Sunday 21 October, saw 900 competitors take part in this inaugural event from Newcastle to Lake Macquarie.

The participants covered the 15 kilometre journey along the converted railway corridor with the Men's Open category won by Olympian Martin Dent, the Open Women's by Celia Sullohern and Paralympic Gold Medallist Kurt Fernleigh won the wheelchair category. The carnival atmosphere was enhanced by the glorious sunshine and the many teams taking part, with the team of eight runners from Smart Fitness taking out the Jetts 24 Hour Fitness Team Challenge event. The number of competitors taking part exceeded expectations for the first year of the event.

The event also raised money and awareness for Lymphoma Australia with over \$12,000 being raised by participants to help continue with valuable research, build community awareness campaigns and support patients and families suffering from lymphoma.

The Fernleigh 15 was a collaboration between ANSW and H-Events. It was brought to life by The Naked Runners who promoted the event and provided entertainment and colour on the day. The Fernleigh 15 was the first fun running event for ANSW. ANSW intends to build on this successful platform and has already implemented a similar joint venture event in Goulburn.

The Hunter Track Classic

The Hunter Track Classic (HTC) continues to be one of the most exciting and innovative track and field meets on the domestic calendar. Marketing initiatives implemented by the HTC event team include: a dynamic precinct of entertainment for the whole family; crowd interactives, music, colour and pyrotechnics throughout the event and

novelty track and field events like standing long jump and a wheelchair pursuit to encourage crowd engagement. A coaching clinic was also held the day following the event utilising star athletes and giving kids the chance to meet their track and field heroes. Despite poor weather impacting on crowd attendance (crowd 2,500), the HTC was another fun-filled night of athletics in the Hunter Valley.

The Sydney Track Classic

Marketing initiatives implemented for the Sydney Track Classic (STC) in 2013, with the intent of taking the event to a much wider audience, included a media partnership with Mix106.5FM. This partnership included 30 second ads, an online competition and a street team ticket giveaway activity. The Mix FM partnership enabled ANSW to promote the Sydney Track Classic to a mainstream audience. The withdrawal of high profile athletes unfortunately impacted on the crowd forecasts of 3,000; however, the strategy was a significant step in taking athletics into the mainstream.

In addition to the new media partnership, for the first time ANSW used Ticketmaster to manage ticket sales. The objective of this was to utilise their database of hundreds of thousands to promote the event – another attempt to target the mainstream consumer and encourage their attendance at ANSW events. The partnership with Ticketmaster was a national approach and enabled Athletics Australia to leverage the relationship across the Perth and Melbourne events and the National Championships.

Other marketing initiatives for the STC included a schools competition for all NSW primary schools to design a banner of support for Australian athletes. The winning class from Hazelbrook Primary School received a private ANSW clinic and meeting with Olympic gold medallist, Sally Pearson. The entire class and teaching staff received free tickets to the event.

MARKETING THE FUTURE

It is the intent of the marketing team to continue to build on the work done across the four key imperatives to date.

With the launch of the new website and associated communication collateral, ANSW will continue to grow its brand and visibility in the sporting landscape.

ANSW has a major goal to build new revenue streams through creating events, new partnerships and programs that will benefit all members across New South Wales.

With a strong marketing framework in place, there are some exciting signs for the seasons ahead and the ANSW marketing team will continue to strive to introduce marketing initiatives and increase the organisation's presence as a major player in the NSW sporting landscape.

Clare Dale

Marketing Manager

NSW CHAMPIONS

| Men | Club | Performance | Event | Women | Club | Performance |
|----------------------|------|-------------|-----------------------------|-------------------|------|-------------|
| Open | | | | | | |
| Tim Leathart | SYP | 10.61 | 100m | Elly Graf | SUT | 12.10 |
| Tim Leathart | SYP | 21.40 | 200m | Anneliese Rubie | SYU | 23.73 |
| Joshua Ralph | SYU | 46.94 | 400m | Anneliese Rubie | SYU | 53.45 |
| James Kaan | UTN | 1:48.92 | 800m | Anna Laman | PAR | 2:05.74 |
| Joshua Wright | MIN | 3:44.90 | 1500m | Georgia Wassall | ASW | 4:23.00 |
| James Nipperess | SYU | 8:01.06 | 3,000m | Belinda Martin | SGD | 9:29.29 |
| James Connor | UTN | 14:24.05 | 5,000m | Belinda Martin | SGD | 16:48.85 |
| David Byrne | RBH | 30:48.21 | 10,000m | Belinda Martin | SGD | 35:19.29 |
| Kyle Malone | NEP | 21:37.82 | 5,000m Walk | Cheryl Webb | BLA | 22:45.41 |
| Kyle Malone | NEP | 48:27.73 | 10,000m Walk | Cheryl Webb | BLA | 49:36.46 |
| Justin Merlino | SYU | 14.32 | 110m / 100m Hurdles | Abbie Taddeo | ILL | 14.19 |
| Leigh Bennett | MIN | 52.57 | 400m Hurdles | Sara Klein | ASW | 1:00.75 |
| Matthew Cox | BAN | 8:57.73 | 3,000m Steeplechase | Milly Clark | SYU | 10:0.68 |
| Brandon Starc | PAR | 2.22 | High Jump | Petrina Price | WOL | 1.75 |
| Christopher Clegg | HIL | 4.70 | Pole Vault | Elizabeth Baral | ASW | 3.40 |
| Lachlan Little | RBH | 7.43 | Long Jump | Audrey Kyriacou | SOS | 6.09 |
| Mark Howard | SYP | 15.52 | Triple Jump | Josie Nichol | TGS | 12.63 |
| Stuart Gyngell | WOL | 15.71 | Shot Put | Dani Samuels | WES | 16.82 |
| Shane Loveridge | ILL | 54.65 | Discus | Dani Samuels | WES | 60.77 |
| Ricard Meiring | IND | 63.13 | Hammer | Alexandra Hulley | HIL | 52.26 |
| Benjamin Baker | ASW | 68.71 | Javelin | Karen Clarke | WOL | 48.36 |
| Matthew Harris | MAI | 6984 | Decathlon / Heptathlon | Sophie Stanwell | MHA | 4878 |
| Jeff Hunt | RBH | 23.05 | 7.5km / 5km Short Course XC | Lara Tamsett | SYU | 17.08 |
| Jeff Hunt | RBH | 38:42 | 12km / 8km Cross Country | Celia Sullohern | MHA | 30:19 |
| Peter Costello | SYU | 32.53 | 10km / 7km Novice XC | Kasey Mumby | UTN | 26.25 |
| Harry Summers | RBH | 29.36 | 10km Road Race | Celia Sullohern | MHA | 35.13 |
| Russell Dessaix-Chin | SYU | 1:08.03 | Half Marathon | Belinda Martin | SGD | 1:20.00 |
| Gregory Graves | SUT | 2:41.49 | Marathon | Jenny Wickham | SSR | 2:56.53 |
| Brendon Reading | SYU | 1:36:26 | 20km / 15km Road Walk | Cheryl Webb | BLA | 1:01:43 |
| Robert Osborne | NEP | 3:40:01 | 30km / 20km Road Walk | Cheryl Webb | BLA | 1:47:19 |
| Ruairidh MacDonald | UTN | 51:09 | Mountain Run | Audrey Amiya-Hall | RBH | 66:03 |
| U23 | | | | | | |
| Mitch Tysoe | MIN | 11.01 | 100m | Elly Graf | SUT | 12.10 |
| Raymond Smith | UNS | 22.21 | 200m | Anneliese Rubie | SYU | 23.73 |
| Joshua Ralph | SYU | 46.94 | 400m | Anneliese Rubie | SYU | 53.45 |
| Alex Pettigrew | UTN | 1:51.08 | 800m | Alicia Keir | ILL | 2:07.66 |
| Joshua Wright | MIN | 3:44.90 | 1500m | Eliza Barton | SYU | 4:24.73 |
| James Connor | UTN | 14:24.05 | 5,000m | Hannah Menday | CHE | 17:05.21 |
| Charles Brooks | MIN | 36:31.07 | 10,000m | Audrey Amiya-Hall | RBH | 39:50.67 |
| Nicholas Hough | SYU | 14.42 | 110m / 100m Hurdles | Sophie Stanwell | MHA | 15.19 |
| Lachlan Parry | IBS | 56.20 | 400m Hurdles | Madeleine Powell | UTN | 1:03.22 |
| Todd Peters | SGD | 10:11.95 | 3,000m Steeplechase | | | |
| Brandon Starc | PAR | 2.22 | High Jump | Amy Pekjovic | SYU | 1.70 |
| Nathan Rushworth | IND | 4.50 | Pole Vault | Janina Strauts | BAN | 3.10 |
| Ross Jeffs | SYU | 7.06 | Long Jump | Talissa Scott | IBS | 5.94 |
| Shakti Rathore | SYU | 13.87 | Triple Jump | Erin Guy | WOL | 12.32 |
| Liam Speers | MHA | 15.40 | Shot Put | Sophie Stanwell | MHA | 10.40 |
| Liam Speers | MHA | 52.47 | Discus | Alix Kennedy | SYU | 49.64 |
| Michael Holani | SYU | 40.85 | Hammer | Claire Walsh | IBS | 39.56 |
| Andrew Giltrap | SYU | 64.14 | Javelin | Christina Grun | SYU | 43.27 |
| Kyle Malone | NEP | 21:37.82 | 5,000m Walk | | | |

| Men | Club | Performance | Event | Women | Club | Performance |
|---------------------------|------|-------------|-----------------------------|-----------------------|------|-------------|
| U20 | | | | | | |
| Jarrold Geddes | ILL | 10.51 | 100m | Tavleen Singh | ASW | 11.87 |
| Dante Falzarano | MIN | 22.32 | 200m | Tavleen Singh | ASW | 24.29 |
| Joel Chevalley | GRA | 48.96 | 400m | Alexandra Bartholomew | UTN | 56.95 |
| Jordan Gusman | MIN | 1:51.21 | 800m | Anna Laman | PAR | 2:07.46 |
| Morgan McDonald | RBH | 3:56.04 | 1500m | Anna Laman | PAR | 4:28.81 |
| Brady Goodyear | ILL | 16:08.94 | 5,000m | Kate Spencer | RYD | 17:13.53 |
| Jay Felton | MIN | 22:54.74 | 5000m Walk | Kirsty Klein | ASW | 24:44.37 |
| Ivor Metcalf | SOS | 14.48 | 110m / 100m Hurdles | Abbie Taddeo | ILL | 14.04 |
| Jack Bangel | ASW | 54.30 | 400m Hurdles | Sara Klein | ASW | 60.40 |
| Joshua Kelly Makovec | ILL | 9:52.66 | 3,000m Steeplechase | Kate Spencer | RYD | 10:51.02 |
| Ivor Metcalf | SOS | 1.80 | High Jump | Nicole Gusman | ASW | 1.68 |
| Jack Hicking | BAN | 4.60 | Pole Vault | Johanna Volos | RYD | 2.90 |
| Lachlan Little | RBH | 6.88 | Long Jump | Josie Nichol | TGS | 5.46 |
| Benjamin Cox | RYD | 14.34 | Triple Jump | Josie Nichol | TGS | 12.64 |
| Tepai Moeroa | HIL | 15.45 | Shot Put | Taylah Sengul | HIL | 13.62 |
| Benjamin Fitzgerald | MHA | 56.47 | Discus | Taylah Sengul | HIL | 50.41 |
| Hayden Wilton | CBT | 58.59 | Hammer | Taylor-Jane Villis | CBT | 49.15 |
| Tyson Davis | SYU | 57.55 | Javelin | Katrina Blackett | ASW | 36.44 |
| James Belcher | WOL | 5302 | Decathlon / Heptathlon | Rachel Shaw | WOL | 4419 |
| Ruairidh MacDonald | UTN | 16.04 | 5km / 5km Short Course XC | Miranda Middleton | UTN | 19.24 |
| Ruairidh MacDonald | UTN | 28.00 | 8km / 6km Cross Country | Brooke Cassar | KEJ | 23:10 |
| Guy Walters | MHA | 32.53 | 10km / 5km Road Race | Michaela Quinn | KEJ | 17.35 |
| Steven Washburn | NEP | 50.53 | 10km Road Walk | Hannah Denney | RBH | 1:03:44 |
| | | | 20km / 15km Road Walk | Kirsty Klein | ASW | 1:23:53 |
| U18 | | | | | | |
| Anas Abu Ganaba | BLA | 10.83 | 100m | Audrey Kyriacou | SOS | 12.31 |
| Anas Abu Ganaba | BLA | 21.95 | 200m | Molly Blakey | RBH | 24.95 |
| Joshua Swan | HIL | 48.89 | 400m | Molly Blakey | RBH | 55.76 |
| Cameron Griffith | TGS | 1:54.45 | 800m | Georgia Wassall | ASW | 2:11.13 |
| Cameron Griffith | TGS | 3:58.81 | 1500m | Emily Augustine | UTN | 4:40.29 |
| Matthew Scott | RBH | 9:02.25 | 3,000m | Jessica Hull | KEJ | 9:55.54 |
| Tom Doyle | SOS | 24:29.27 | 5,000m Walk | Jayde Hill | NAM | 26:43.46 |
| Brendan Madeira | BAN | 14:20 | 110m / 100m Hurdles | Katrina Hunt | UTN | 13.92 |
| Bryce Collins | UTN | 56.05 | 400m Hurdles | Susie Seitaridis | WOL | 63.76 |
| Paul Loader | SSR | 6:36.42 | 2,000m Steeplechase | Hannah Gibson | SSR | 7:02.37 |
| Sebastio Acosta-Vazquez | MTP | 1.99 | High Jump | Nicola McDermott | MIN | 1.74 |
| Angus Armstrong | ASW | 4.40 | Pole Vault | Matilda Measday | RBH | 2.80 |
| Tayler Currie | TGS | 6.82 | Long Jump | Audrey Kyriacou | SOS | 5.92 |
| Emmanuel Fakiye | SUT | 14.72 | Triple Jump | Jacinta Fisher | UTN | 11.15 |
| Costa Kousparis | HIL | 15.56 | Shot Put | Yasenaca Denicaucou | HIL | 15.68 |
| Paulo Aokuso | HIL | 51.71 | Discus | Yasenaca Denicaucou | HIL | 47.17 |
| Costa Kousparis | HIL | 68.26 | Hammer | Alexandra Hulley | HIL | 57.44 |
| Rigby Vane-Wood | FOR | 65.39 | Javelin | Mackenzie Little | UTN | 48.36 |
| Rhys Stein | ASW | 6240 | Decathlon / Heptathlon | Alysha Burnett | CHE | 5291 |
| Aaron Spiessberger-Parker | NOW | 16:55 | 5km / 2.5km Short Course XC | Kate Spencer | RYD | 8.48 |
| Morgan McDonald | RBH | 19:41 | 6km / 4km Cross Country | Jessica Hull | KEJ | 15:09 |
| Jay Felton | MIN | 40.26 | 8km Road Walk | Jasmine Dighton | ILL | 45:35 |

NSW CHAMPIONS

| Men | Club | Performance | Event | Women | Club | Performance |
|----------------------|------|-------------|--------------------------|-----------------------|------|-------------|
| U16 | | | | | | |
| Jordan Shelley | CHE | 11.51 | 100m | Jessica Thornton | SOS | 12.26 |
| Jordan Shelley | CHE | 23.12 | 200m | Jessica Thornton | SOS | 24.31 |
| Jack Newman | MAI | 52.21 | 400m | Jessica Thornton | SOS | 58.00 |
| Stefan Music | RBH | 2:03.27 | 800m | Emily Hopper | UTN | 2:12.70 |
| Julien Smith | RBH | 4:12.81 | 1500m | Chloe Walters | MHA | 4:34.47 |
| Julien Smith | RBH | 9:17.55 | 3,000m | Briony Norton | BAN | 10:34.06 |
| Tyler Jones | WYO | 13:19.70 | 3,000m Walk | Jasmyn McDonald | PAR | 14:46.90 |
| Jarrold Twigg | WOL | 14.35 | 100m / 90m Hurdles | Rachel Pace | CHE | 13.47 |
| Alec Nguyen | BAN | 27.80 | 200m Hurdles | Rachel Pace | CHE | 30.71 |
| Luke Gorman | SSR | 6:33.26 | 2,000m Steeplechase | Rosie May Davidson | IBS | 7:06.58 |
| Declan Pluim | CHE | 1.90 | High Jump | Emma-Sue Greentree | STL | 1.63 |
| Gabriel Wahl | ASW | 2.80 | Pole Vault | Elizabeth Baral | ASW | 3.10 |
| Alec Nguyen | BAN | 6.01 | Long Jump | Tay-Leiha Clark | ILL | 5.43 |
| Frederick Adutwum | MTP | 12.07 | Triple Jump | Tay-Leiha Clark | ILL | 11.39 |
| Andrew Spira | HIL | 16.31 | Shot Put | Grace Robinson | SGD | 16.05 |
| Clayton Anstee | CHE | 52.54 | Discus | Samantha Peace | NOW | 42.19 |
| Nicholas Hay | KOO | 45.89 | Hammer | Emily Rotunno | HIL | 49.21 |
| Cameron McEntyre | SYP | 52.96 | Javelin | Jessica Aldridge | IND | 39.27 |
| Max Le Ban | UTN | 3786 | Heptathlon | Grace Weir | MAI | 3944 |
| Oliver Hoare | SUT | 8.05 | 2.5km Short Course XC | Lily Harding-Delooze | RBH | 9.19 |
| Liam Henderson | KEJ | 13:54 | 4km Cross Country | Chloe Walters | MHA | 15.09 |
| Liam Henderson | KEJ | 16.09 | 5km Road Race | Amy Harding-Delooze | RBH | 18.00 |
| Tyler Jones | WYO | 13:19 | 3km Road Walk | Jade Hill | NAM | 15:39 |
| U14 | | | | | | |
| Lewis Clabburn | CHE | 12.70 | 100m | Taylor-Lee Marconi | PAR | 13.42 |
| Shane Munaweera | HIL | 25.47 | 200m | Kristie Edwards | UTN | 26.44 |
| Jordan Doris | KEJ | 55.76 | 400m | Elizabeth Chippendale | MIN | 59.42 |
| Jordan Doris | KEJ | 2:12.82 | 800m | Edita Grinbergs | SSR | 2:20.99 |
| Elliot Metcalf | UTN | 4:34.32 | 1500m | Ellen Kriedemann | RBH | 5:01.48 |
| Harrison Mavin | SYP | 15:53.14 | 3,000m Walk / 1500m Walk | Leah McDonald | PAR | 16:20.39 |
| Ben Carter | SSR | 13.89 | 90m / 80m Hurdles | Tiana Death | CHE | 13.09 |
| Ben Carter | SSR | 31.18 | 200m Hurdles | Lauryn Walker | UTN | 33.09 |
| Charlie Burgess-Hoar | TSC | 1.50 | High Jump | Emily Whelan | MHA | 1.55 |
| Konrad Cuevas | CHE | 2.40 | Pole Vault | Binta Salawu | ASW | 3.00 |
| Shane Munaweera | HIL | 5.34 | Long Jump | Tiana Death | CHE | 4.85 |
| Ben Carter | SSR | 11.12 | Triple Jump | Kailey Rushton | BLA | 10.38 |
| Donald Ohmer | PAR | 13.66 | Shot Put | Stephanie Scigala | WAL | 12.22 |
| Matthew McVey | PAR | 40.37 | Discus | Stephanie Scigala | WAL | 34.66 |
| Zaidan Minslow | SOS | 28.32 | Hammer | Lauren Clark | CHE | 34.36 |
| Matthew McVey | PAR | 41.45 | Javelin | Amory Merrick | TAM | 28.42 |
| Bradley White | PAR | 8.35 | 2.5km Short Course XC | Rose Davies | MHA | 9.02 |
| Josh Phillips | SSR | 10:13 | 3km Cross Country | Rose Davies | MHA | 10:39 |
| Thomas King | SUT | 8:28 | 2.5km Road Race | Sian Fennell | KEJ | 8:47 |
| Kyle Bedford | NEP | 9:39 | 2km Road Walk | Jasmyn McDonald | PAR | 9:23 |
| U12 | | | | | | |
| Nicholas Dang | PAR | 5:24.29 | 1.5km Short Course XC | Abbey Rockliffe | ASW | 5:12.05 |
| Nicholas Dang | PAR | 7.29 | 2km Cross Country | Keely Small | KEJ | 7:25 |
| Angus Beer | BAL | 8.25 | 2km Road Race | Hannah Moloney | ASW | 9.05 |
| Harrison Mavin | SYP | 10:32 | 2km Road Walk | Samantha Brown | PAR | 11:04 |

| Men | Club | Performance | Event | Women | Club | Performance |
|----------------------|------|-------------|------------------------------|--------------------|------|-------------|
| Masters | | | | | | |
| 30-34 | | | | | | |
| Michael Dunne | MTP | 7.11 | 60m | Montse Ros | WOL | 8.96 |
| Piyush Kumar | SYU | 10.76 | 100m | Montse Ros | WOL | 14.32 |
| Jay Stone | ARM | 22.20 | 200m | Kimberley Fletcher | MAI | 27.05 |
| Jay Stone | ARM | 49.64 | 400m | Kimberley Fletcher | MAI | 59.91 |
| James Polson | SYU | 2:13.13 | 800m | Kimberley Fletcher | MAI | 2:18.11 |
| Frazer Dowling | UTN | 4:08.91 | 1500m | Melanie Foster | IBS | 4:46.15 |
| Frazer Dowling | UTN | 16:42.47 | 5,000m | | | |
| David Byrne | RBH | 30:48.21 | 10,000m | Amy Stafford | SYP | 37:25.99 |
| Gregory Eyears | BAN | 15.12 | 110m / 100m Hurdles | | | |
| Nick Fuller | SYP | 55.59 | 400m Hurdles | | | |
| Michael Laws | BMA | 1.55 | High Jump | Kimberley Fletcher | MAI | 1.55 |
| | | | Pole Vault | Montse Ros | WOL | 2.90 |
| Michael Laws | BMA | 5.91 | Long Jump | Kimberley Fletcher | MAI | 4.96 |
| Michael Laws | BMA | 10.64 | Triple Jump | Kimberley Fletcher | MAI | 10.48 |
| Warren Jones | UTN | 10.04 | Shot Put | Belinda Westcott | NEP | 6.53 |
| Anatoly Kirievsky | RYD | 30.20 | Discus | Belinda Westcott | NEP | 18.30 |
| Warren Jones | UTN | 37.49 | Hammer | Belinda Westcott | NEP | 17.27 |
| Anatoly Kirievsky | RYD | 32.54 | Javelin | | | |
| Warren Jones | UTN | 11.02 | Weight Throw | Belinda Westcott | NEP | 6.84 |
| Steven Clarke | GIR | 2138 | Outdoor Pentathlon | Tracey Grozdanis | MHA | 1817 |
| 35-39 | | | | | | |
| Paul Makakaufaki | MTP | 7.83 | 60m | Allison Tucker | MIN | 8.84 |
| Samuel Odede | SYP | 10.86 | 100m | Allison Tucker | MIN | 13.84 |
| Samuel Odede | SYP | 22.82 | 200m | Allison Tucker | MIN | 28.56 |
| Nicholas Papalexion | MIN | 55.16 | 400m | | | |
| Brett Halls | SYU | 1:53.77 | 800m | Larissa Stanley | SYU | 2:22.05 |
| Michael Doggett | ASW | 4:09.43 | 1500m | Larissa Stanley | SYU | 5:15.67 |
| James Palethorpe | EPP | 17:32.37 | 5,000m | Naomi Tancred | AEA | 20:17.57 |
| Chris Truscott | SSR | 32:42:32 | 10,000m | Belinda Martin | SGD | 35:19.29 |
| Simon White | ASW | 11:35.20 | 3,000m / 2,000m Steeplechase | | | |
| Cian Sarah | BAL | 1.75 | High Jump | Natalie Heywood | WOL | 1.20 |
| Peter McGrory | NMA | 6.07 | Long Jump | Tracey Grozdanis | MHA | 4.35 |
| Cian Sarah | BAL | 12.56 | Triple Jump | Allison Tucker | MIN | 9.01 |
| Jamie Muscat | ILL | 13.04 | Shot Put | Natalie Heywood | WOL | 7.89 |
| Jamie Muscat | ILL | 41.42 | Discus | Selina Wynn | COH | 23.05 |
| Richard Meiring | IND | 58.31 | Hammer | Kellie Watson | WLG | 24.17 |
| Rodney Watson | WLG | 40.52 | Javelin | Natalie Heywood | WOL | 30.18 |
| Richard Meiring | IND | 18.56 | Weight Throw | Kellie Watson | WLG | 8.88 |
| Chadi Elashkar | SGD | 25.20 | 7.5km / 5km Short Course XC | Jenny Wickham | SSR | 19:26 |
| Chadi Elashkar | SGD | 42.36 | 12km / 8km Cross Country | Jenny Wickham | SSR | 33:05 |
| Scott Westcott | MHA | 30.38 | 10km Road Race | Anna Fitzgerald | SSR | 37.06 |
| Russell Dessaix-Chin | SYU | 1:08.03 | Half Marathon | Belinda Martin | SGD | 1:20.00 |
| Gregory Graves | SUT | 2:41.49 | Marathon | Jenny Wickham | SSR | 2:56.53 |
| 40-44 | | | | | | |
| Gregory Smith | MTP | 7.29 | 60m | Ranell Hobson | BMA | 8.51 |
| Gregory Smith | MTP | 10.99 | 100m | Ranell Hobson | BMA | 13.11 |
| Gregory Smith | MTP | 22.89 | 200m | Janelle Delaney | SYP | 27.26 |
| Krzysztof Wardecki | SYP | 55.79 | 400m | Janelle Delaney | SYP | 1:01.14 |
| Michael Pickering | NEV | 2:07.41 | 800m | Nicky Kelly | MIN | 2:27.71 |

NSW CHAMPIONS

| Men | Club | Performance | Event | Women | Club | Performance |
|------------------------|------|-------------|------------------------------|------------------------|------|-------------|
| 40-44 continued | | | | | | |
| Michael Pickering | NEV | 4:21.32 | 1500m | Nicky Kelly | MIN | 5:16.10 |
| Jason McIntosh | SSR | 17:23.43 | 5,000m | Sally Hannah | AEA | 20:12.49 |
| Peter Costello | SYU | 31:49.12 | 10,000m | | | |
| | | | 5,000m Walk | Kylie Brown | NEP | 28:49.83 |
| David Murphy | BAL | 19.48 | 110m / 80m Hurdles | Richelle Ingram | MIN | 16.26 |
| Michael Everett | HIL | 1:05.29 | 400m Hurdles | Elizabeth Jones | CHE | 1:22.97 |
| Geoff Hynoski | IBS | 12:57.59 | 3,000m / 2,000m Steeplechase | | | |
| Michael Everett | HIL | 1.60 | High Jump | Lynette Smith | GIR | 1.61 |
| Andrew Watson | BAL | 2.80 | Pole Vault | Selina Ellis | HIL | 1.60 |
| Andrew Cassin | NMA | 5.37 | Long Jump | Cathy Connell | WOL | 4.86 |
| Michael Everett | HIL | 9.72 | Triple Jump | Cathy Connell | WOL | 9.94 |
| Andrew Watson | BAL | 11.92 | Shot Put | Lynette Smith | GIR | 10.06 |
| Peter Campbell | CAM | 36.35 | Discus | Lynette Smith | GIR | 33.29 |
| Andrew Watson | BAL | 20.41 | Hammer | Selina Ellis | HIL | 17.07 |
| Grant Newey | ASW | 46.65 | Javelin | Lynette Smith | GIR | 30.34 |
| Andrew Watson | BAL | 9.11 | Weight Throw | Selina Ellis | HIL | 7.46 |
| Andrew Watson | BAL | 2410 | Outdoor Pentathlon | Janie Carter | BMA | 2568 |
| Nicholas Cope | RBH | 25.33 | 7.5km / 5km Short Course XC | Lorraine Hince | KEJ | 18.50 |
| Richard Roberts | ASW | 43:55 | 12km / 8km Cross Country | Lorraine Hince | KEJ | 31:36 |
| Nick Bennett | SUT | 33.15 | 10km Road Race | Jo Rankin | SUT | 40.11 |
| David Smyth | NEP | 1:33:48 | 15km Road Walk | | | |
| 45-49 | | | | | | |
| Michael Gedz | SYP | 7.65 | 60m | Gianna Mogentale | IBS | 8.27 |
| Michael Gedz | SYP | 11.87 | 100m | Gianna Mogentale | IBS | 12.90 |
| Christopher Brack | SYP | 24.42 | 200m | Kylie Strong | NMA | 26.49 |
| Michael Lynch | SYP | 53.65 | 400m | Gianna Mogentale | IBS | 1:02.95 |
| Michael Lynch | SYP | 2:00.25 | 800m | Lisa Harrison | HIL | 2:28.85 |
| Paul Trainor | SSR | 4:57.72 | 1500m | Jane Boyd | AEA | 5:23.77 |
| Andy West | UTN | 22:09.07 | 5,000m | Karen Stanley | SGD | 20:06.88 |
| Raymond Wareham | SSR | 34:36.40 | 10,000m | | | |
| | | | 5,000m Walk | Suzanne Brown | UTN | 34:23.00 |
| Andrew Kohlrusch | BAL | 20.72 | 110m / 80m Hurdles | Vicki Townsend | NMA | 20.24 |
| Andrew Kohlrusch | BAL | 1:10.12 | 400m Hurdles | | | |
| Garry Womsley | HIL | 12:57.51 | 3000m / 2000m Steeplechase | Robyn Smith | GIR | 10:25.44 |
| Rick Bacon | CBT | 1.60 | High Jump | Vicki Townsend | NMA | 1.30 |
| Andrew Kohlrusch | BAL | 2.90 | Pole Vault | | | |
| Edward Van der Jagt | NMA | 5.93 | Long Jump | Jaqueline Bezuidenhout | UTN | 4.12 |
| Adam Parsonage | UTN | 10.24 | Triple Jump | Robyn Smith | GIR | 8.34 |
| Andrew Kohlrusch | BAL | 10.92 | Shot Put | Gabriele Watts | NEP | 10.74 |
| Andrew Kohlrusch | BAL | 30.09 | Discus | Gabriele Watts | NEP | 36.66 |
| Matthew Stenning | GIR | 34.02 | Hammer | Gabriele Watts | NEP | 37.02 |
| Anthony France | WAL | 50.64 | Javelin | Glenys Whitehead | UTN | 22.97 |
| Matthew Stenning | GIR | 10.27 | Weight Throw | Gabriele Watts | NEP | 12.94 |
| Alan Provenzano | NMA | 2734 | Outdoor Pentathlon | Janet Naylor | UTN | 1784 |
| Andrew Wilson | SSR | 27.12 | 7.5km / 5km Short Course XC | Nancy Newsome | AEA | 20.22 |
| David Sullivan | SGD | 48:05 | 12km / 8km Cross Country | Nancy Newsome | AEA | 33:34 |
| Andrew Wilson | SSR | 34.04 | 10km Road Race | Leanne Rudloff | SUT | 40.54 |
| Raymond Wareham | SSR | 1:16.57 | Half Marathon | Wendy Bock | BAN | 1:24.16 |
| David Sullivan | SGD | 2:52.48 | Marathon | Terrie Hayter | BAN | 4:13.14 |
| Tony Psarianos | SOS | 1:43:23 | 15km Road Walk | | | |

| Men | Club | Performance | Event | Women | Club | Performance |
|----------------------|----------|-------------|------------------------------|-------------------|------|-------------|
| 50-54 | | | | | | |
| Darren Hughes | PAR | 7.84 | 60m | Lynda Douglass | NOW | 9.11 |
| Darren Hughes | PAR | 11.72 | 100m | Julie Forster | RBH | 13.60 |
| Darren Hughes | PAR | 23.66 | 200m | Jenny Schell | UTN | 29.08 |
| Darren Hughes | PAR | 54.66 | 400m | Jenny Schell | UTN | 1:07.70 |
| Todd Devery | BMA | 2:13.63 | 800m | Cris Penn | NMA | 2:32.21 |
| Barry Mayo | HIL | 4:47.50 | 1500m | Angela Carpini | HIL | 5:26.33 |
| Chris Maher | SSR | 17:43.75 | 5,000m | Roby Basman | SGD | 18:56.31 |
| Peter Byrne | HIL | 39:17.91 | 10,000m | | | |
| Bill Pomplun | NOW | 41:30.76 | 5,000m Walk | | | |
| Paul Carr | MIN | 18.87 | 100m / 80m Hurdles | Sally Stagles | CHE | 13.23 |
| Paul Carr | MIN | 1:10.24 | 400m / 300m Hurdles | Margaret Walker | EPP | 58.28 |
| Bill Pomplun | NOW | 18:51.62 | 3,000m / 2,000m Steeplechase | Caroline Yarnell | SSR | 9:01.90 |
| Volodymyr Shelever | BAN | 1.65 | High Jump | Sally Stagles | CHE | 1.30 |
| Tim McGrath | UTN | 3.40 | Pole Vault | | | |
| Ian Frater | BLA | 5.11 | Long Jump | Christine Shaw | WOL | 4.23 |
| Tim McGrath | UTN | 9.55 | Triple Jump | Christine Shaw | WOL | 8.50 |
| Tim McGrath | UTN | 10.73 | Shot Put | Sally Stagles | CHE | 10.09 |
| Tim McGrath | UTN | 30.71 | Discus | Christine Shaw | WOL | 25.02 |
| Simon Butler-White | RYD | 29.51 | Hammer | Wendy Hord | BLA | 28.46 |
| Kevin Fisher | PAR | 38.31 | Javelin | Christine Shaw | WOL | 26.74 |
| Simon Butler-White | RYD | 11.04 | Weight Throw | Wendy Hord | BLA | 9.50 |
| Peter Murray | NMA | 2477 | Outdoor Pentathlon | Christine Shaw | WOL | 2834 |
| Campbell Dawson | AEA | 28.38 | 7.5km / 5km Short Course XC | Karen Petley | HIL | 21.51 |
| Jose Carvalho | SGD | 49:48 | 12km / 8km Cross Country | Karen Petley | HIL | 36:58 |
| Geoffrey Bruce | SUT | 34.32 | 10km Road Race | Robyn Basman | SGD | 39.20 |
| 55-59 | | | | | | |
| Ken Porter | NEP | 8.33 | 60m | June Lowe | IBS | 9.61 |
| Ken Porter | NEP | 12.73 | 100m | June Lowe | IBS | 15.25 |
| Ken Porter | NEP | 26.53 | 200m | Ellena Cubban | EPP | 33.14 |
| Peter Williams | MIN | 1:04.98 | 400m | Margaret Thomas | UTN | 1:24.76 |
| Nicolas Terranova | HIL | 2:22.06 | 800m | Erika Bunker | NMA | 2:49.95 |
| Nicolas Terranova | HIL | 4:59.04 | 1500m | | | |
| Mark Conyers | Koorngal | 20:03.20 | 5,000m | | | |
| Ian David Rose | HIL | 39:01.26 | 10,000m | | | |
| Robert Osborne | NEP | 29:22.71 | 5,000m Walk | Nancy Lloyd | UTN | 34:26.07 |
| Nicolas Terranova | HIL | 14:15.87 | 3,000m / 2,000 Steeplechase | | | |
| Wayne Marriott | SYP | 20.66 | 100m / 80m Hurdles | June Lowe | IBS | 19.47 |
| Brendan Dwyer | NMA | 1:10.58 | 400m / 300m Hurdles | | | |
| Robert Hanbury-Brown | RYD | 1.40 | High Jump | Kerrie Macey | CBT | 1.15 |
| Frank Chapman | CBT | 3.00 | Pole Vault | | | |
| David Mitchell | WAL | 4.58 | Long Jump | June Lowe | IBS | 3.59 |
| David Mitchell | WAL | 9.85 | Triple Jump | | | |
| Wayne Martin | NMA | 11.55 | Shot Put | June Lowe | IBS | 9.18 |
| Wayne Martin | NMA | 42.44 | Discus | Jill Taylor | CHE | 22.82 |
| Lajos Joni | RYD | 37.51 | Hammer | Jill Taylor | CHE | 34.81 |
| Voitek Klimiuk | RYD | 43.11 | Javelin | June Lowe | IBS | 22.94 |
| Lajos Joni | RYD | 14.53 | Weight Throw | Jill Taylor | CHE | 11.50 |
| | | | Outdoor Pentathlon | Ellena Cubban | EPP | 2456 |
| David Riches | BAN | 19.06 | 5km Short Course XC | Rosemary Roediger | HIL | 22.17 |
| David Riches | BAN | 33:10 | 8km Cross Country | Jai Di Tommaso | SSR | 51.03 |


NSW CHAMPIONS

| Men | Club | Performance | Event | Women | Club | Performance |
|------------------------|------|-------------|---------------------|--------------------|------|-------------|
| 55-59 continued | | | | | | |
| David Riches | BAN | 36.55 | 10km Road Race | Joanne Cowan | SSR | 45.05 |
| David Riches | BAN | 1:22.09 | Half Marathon | Robyn Basman | SGD | 1:30.38 |
| Gary Dalton | BAN | 3:04.56 | Marathon | Mary Sheehan | BAN | 3:40.27 |
| 60-64 | | | | | | |
| John Van Stappen | IBS | 8.52 | 60m | Louise Smallwood | SYP | 10.97 |
| John Van Stappen | IBS | 13.34 | 100m | Louise Smallwood | SYP | 17.22 |
| John Van Stappen | IBS | 27.41 | 200m | Paula Moorhouse | SYP | 33.34 |
| Stuart Hayward | TOU | 1:02.76 | 400m | Paula Moorhouse | SYP | 1:16.09 |
| Stuart Hayward | TOU | 2:22.79 | 800m | Paula Moorhouse | SYP | 2:59.29 |
| Dennis Wylie | HIL | 4:57.70 | 1500m | Paula Moorhouse | SYP | 6:31.45 |
| Ron Schwebel | SSR | 19:55.16 | 5,000m | | | |
| Dennis Wylie | HIL | 37:12.88 | 10,000m | | | |
| John West | NMA | 40:45.22 | 5,000m Walk | | | |
| John Lamb | IBS | 49.30 | 300m Hurdles | | | |
| Dennis Wylie | HIL | 7:55.79 | 2000m Steeplechase | | | |
| Clay Tompkins | UTN | 1.55 | High Jump | | | |
| Phillip Carrero | BAN | 2.90 | Pole Vault | | | |
| Clay Tompkins | UTN | 5.03 | Long Jump | Jillian Senior | UTN | 2.98 |
| Clay Tompkins | UTN | 11.40 | Triple Jump | Jillian Senior | UTN | 6.81 |
| Neil Hinton | WYO | 9.13 | Shot Put | Kate Clarke | NMA | 7.79 |
| Dave Ross | WOL | 32.44 | Discus | Kate Clarke | NMA | 21.07 |
| Dave Ross | WOL | 29.84 | Hammer | Adriana van Bockel | WOL | 23.49 |
| John West | NMA | 26.88 | Javelin | Kate Clarke | NMA | 21.64 |
| Dave Ross | WOL | 11.41 | Weight Throw | Jillian Senior | UTN | 9.77 |
| Bill Swiney | UTN | 1019 | Outdoor Pentathlon | | | |
| Ron Schwebel | SSR | 19.29 | 5km Short Course XC | Mary Sheehan | BAN | 24.08 |
| Ron Schwebel | SSR | 34.39 | 8km Cross Country | | | |
| Dennis Wylie | HIL | 37.23 | 10km Road Race | Mary Sheehan | BAN | 44.13 |
| | | | 15km road walk | Judy Brown | NMA | 2:09:28 |
| 65-69 | | | | | | |
| George Edwards | NMA | 9.56 | 60m | | | |
| George Edwards | NMA | 14.93 | 100m | | | |
| Hugh Colburn | UTN | 30.90 | 200m | | | |
| Robert Connolley | SSR | 1:11.16 | 400m | | | |
| Donald Mathewson | HIL | 2:27.43 | 800m | Lesley Eller | UTN | 3:38.66 |
| Robert Connolley | SSR | 5:35.39 | 1500m | | | |
| Donald Mathewson | HIL | 18:37.05 | 5,000m | Dorothy Siepman | BAN | 30:35.25 |
| Robert Connors | UTN | 35:02.30 | 5,000m Walk | | | |
| John Searle | SYP | 1.50 | High Jump | | | |
| Tom Barber | HIL | 2.20 | Pole Vault | | | |
| John Searle | SYP | 4.84 | Long Jump | | | |
| Raminder Singh | GIR | 6.03 | Triple Jump | | | |
| Raminder Singh | GIR | 7.38 | Shot Put | Mary Thomas | IBS | 7.40 |
| Tom Barber | HIL | 26.17 | Discus | Mary Thomas | IBS | 20.42 |
| James Stammers | BRU | 23.50 | Hammer | | | |
| Raminder Singh | GIR | 20.82 | Javelin | Mary Thomas | IBS | 24.75 |
| James Stammers | BRU | 9.86 | Weight Throw | | | |
| Charles Templeton | STP | 2065 | Outdoor Pentathlon | | | |
| Donald Mathewson | HIL | 21.00 | 5km Short Course XC | Dorothy Siepman | BAN | 32.04 |

| Men | Club | Performance | Event | Women | Club | Performance |
|------------------------|-------|-------------|---------------------|----------------|------|-------------|
| 65-69 continued | | | | | | |
| John Child | BAN | 37:39 | 8km Cross Country | | | |
| Donald Mathewson | HIL | 39.16 | 10km Road Race | Shirley Dalton | BAN | 57.37 |
| Donald Mathewson | HIL | 1:32.10 | Half Marathon | Mary Sheehan | BAN | 1:39.49 |
| John Waddell | NMA | 4:45.23 | Marathon | | | |
| Jim Seymon | UTN | 1:45:43 | 15km race walk | Joan Purcell | ASW | 1:52:40 |
| 70-74 | | | | | | |
| Neville McIntyre | GIA | 8.62 | 60m | | | |
| Neville McIntyre | GIA | 13.69 | 100m | | | |
| Neville McIntyre | GIA | 28.77 | 200m | | | |
| Neville McIntyre | GIA | 1:07.39 | 400m | | | |
| Bob Warmoll | HIL | 2:56.01 | 800m | | | |
| Elwyn Elms | BAN | 6:28.06 | 1500m | | | |
| Elwyn Elms | BAN | 24:04.09 | 5,000m | | | |
| Kevin Biggs | NMA | 37:05.59 | 5,000m Walk | Joan Purcell | ASW | 35:24.97 |
| Albert Gay | CBT | 16.25 | 80m Hurdles | | | |
| Graham Ryan | RBH | 1:00.88 | 300m Hurdles | | | |
| Albert Gay | CBT | 1.15 | High Jump | | | |
| Albert Gay | CBT | 2.50 | Pole Vault | | | |
| Albert Gay | CBT | 4.05 | Long Jump | | | |
| Nicholas Bastas | UTN | 8.03 | Triple Jump | | | |
| Leo Christopher | NMA | 13.54 | Shot Put | | | |
| Leo Christopher | NMA | 39.73 | Discus | | | |
| Brett Sowerby | BMA | 27.11 | Hammer | | | |
| Ronald Bragg | WOL | 31.84 | Javelin | | | |
| Brett Sowerby | BMA | 12.26 | Weight Throw | | | |
| Graham Ryan | RBH | 1921 | Outdoor Pentathlon | | | |
| Jim Morrison | BAN | 24.55 | 5km short course XC | | | |
| Geoffrey Francis | Hills | 45.36 | 8km Cross Country | | | |
| John Spinney | BMA | 48.57 | 10km Road Race | Dorothy Tanner | SGD | 56.14 |
| 75-79 | | | | | | |
| Morris David | NMA | 11.14 | 60m | Kathleen Cook | MIN | 11.04 |
| Morris David | NMA | 16.74 | 100m | Kathleen Cook | MIN | 17.49 |
| Morris David | NMA | 38.62 | 200m | Kathleen Cook | MIN | 37.25 |
| Joseph Butler | GIR | 32:21.59 | 5000m | | | |
| Jim Seymon | UTN | 33:41.05 | 5000m Walk | | | |
| Ron Simcock | WOL | 1.25 | High Jump | | | |
| Morris David | NMA | 3.11 | Long Jump | | | |
| Morris David | NMA | 6.39 | Triple Jump | | | |
| Ron Simcock | WOL | 9.95 | Shot Put | | | |
| Ron Simcock | WOL | 28.92 | Discus | | | |
| Ron Simcock | WOL | 31.93 | Javelin | | | |
| Ron Simcock | WOL | 35.32 | Hammer | | | |
| Ron Simcock | WOL | 14.37 | Weight Throw | | | |

NSW CHAMPIONS

| Men | Club | Performance | Event | Women | Club | Performance |
|----------------|------|-------------|--------------|-------|------|-------------|
| 80-84 | | | | | | |
| Richard Hughes | NMA | 10.42 | 60m | | | |
| Richard Hughes | NMA | 15.62 | 100m | | | |
| Richard Hughes | NMA | 33.93 | 200m | | | |
| Richard Hughes | NMA | 1:20.19 | 400m | | | |
| Richard Hughes | NMA | 3:31.71 | 800m | | | |
| John Sturzaker | SYP | 23.33 | Discus | | | |
| John Sturzaker | SYP | 22.96 | Hammer | | | |
| John Sturzaker | SYP | 22.95 | Javelin | | | |
| John Sturzaker | SYP | 11.22 | Weight Throw | | | |
| 85-89 | | | | | | |
| Desmond Higgs | NMA | 13.70 | 60m | | | |



NSW ROLL OF HONOUR

IAAF World Junior Championships, Barcelona, Spain, 10-15 July 2012

| | |
|--------------------------------|---|
| Jenny Blundell (SYU) | 1500m heat 7th 4.24.35 |
| Sarah Carli (KEJ) | 4x400 (injured, did not compete) |
| Emily Coppins (MHA) | 4x400 heat 3rd 3.40.57, final 8th 3.38.84 |
| Melissa-Maree Farrington (BAN) | Heptathlon 17th (100m Hurdles 14.09 (-1.0), Shot Put 11.53m, High Jump 1.63m, 200m 25.13 (-0.9), Long Jump 5.90m (+0.2), Javelin 31.87m, 800m 2.27.29) |
| Nicholas Hough (SYU) | 110m hurdles heat 1st 13.51 (-2.2), semi 1st 13.49 (-0.8), final 2nd 13.27 (-1.0), 4x100 heat 4th 39.34, final 5th 39.59 |
| Ben Jaworski (CHE) | 100m heat 3rd 10.65 (-0.4), semi 8th 10.68 (-0.5), 200m heat 6th 21.65, 4x100 heat 4th 39.34, final 5th 39.59 |
| Michelle Jenneke (CHE) | 100m hurdles heat 1st 13.52 (-1.8), semi 2nd 13.41 (-1.1), final 5th 13.54 (-2.4) |
| Sara Klein (ASW) | 400m hurdles heat 2nd 1.00.06, semi 6th 58.93 |
| Robert Lister (ILL) | 800m heat 7th 1.51.42 |
| Ella Nelson (ILL) | 4x100 heat DQ |
| Josie Nichol (TGS) | Triple Jump qualifying 14th 12.20m (+0.4) |
| Taylah Sengul (HIL) | Discus qualifying 11th 45.87m |
| Steven Solomon (RBH) | 400m heat 1st 46.16, semi 2nd 46.07, final 3rd 45.52, 4x400 heat 2nd 3.07.49, final 4th 3.06.58 |
| Brandon Starc (PAR) | High Jump 6th 2.17m, (qualifying 2.14m) |
| Jake Stein (ASW) | Decathlon 2nd (100m 11.31 (-0.8), Long Jump 7.41m (+1.1), Shot Put 16.39m, High jump 1.95m, 400m 51.15, 110m hurdles 14.90 (-0.7), Discus 51.43, Pole Vault 3.80m, Javelin 69.61m, 1500m 4.45.34) |
| Abbie Taddeo (ILL) | 100m hurdles heat 4th 14.05 (-0.7) |

Olympic Games, London, Great Britain, 27 July-12 August 2012

| | |
|-----------------------|---|
| Youcef Abdi (BAN) | 3000m Steeplechase heat 6th 8:29.81 |
| Anthony Alozie (SUT) | 4x100m Relay heat 5th 38.17, final 7th 38.43 |
| Ryan Gregson (KEJ) | 1500m heat 9th 3:38.54, semi 12th 3:51.86 |
| Jeffrey Hunt (RBH) | Marathon 63rd 2:22:59 |
| Tim Leathart (SYP) | 4x100m Relay heat 5th 38.17, final 7th 38.43 (reserve) |
| Joel Milburn (ASW) | 4x400m Relay heat 5th 3:03.50 (reserve) |
| Issac Ntiamoah (SUT) | 4x100m Relay heat 5th 38.17, final 7th 38.43 |
| Dani Samuels (WES) | Discus qualifying 4th 63.97, final 12th 60.40 |
| Steven Solomon (RBH) | 400m heat 1st 45.18, semi 3rd 44.97, final 8th 45.14, 4x400m Relay heat 5th 3:03.50 |
| Ben St Lawrence (SGD) | 10,000m final 20th 28:32.67 |
| John Steffensen (UTN) | 4x400m Relay heat 5th 3:03.50 |
| Elaine Wellings (SUT) | 10,000m final 21st 32:25.43, 5000m heat 15th 15:35.53 |

Paralympic Games, London, Great Britain, 31 August – 9 September 2012

| | |
|----------------------------|---|
| Angela Ballard (SYU) | 100m final 3rd 17.14, 200m final 2nd 29.35, 400m final 2nd 56.06, 800m final 5th 1.53.80 |
| Georgia Beikoff (MHA) | Javelin final 3rd 29.84m |
| Christie Dawes (MHA) | 800m heat 4th 1.56.14, final 8th 1.58.77, 1500 heat 5th 3.43.36, 5000m final 3rd 12:28.24, Marathon 6th 1:49.37 |
| Kurt Fearnley (MHA) | Marathon 3rd 1:30.21 |
| Rosemary Little (HIL) | 100m heat 3rd 20.65, final 3rd 19.95, 200m heat 1st 34.69, final 4th 35.08 |
| Kristy Pond (HIL) | 100m heat 6th 24.58, 200m heat 5th 49.32 |
| Evan O'Hanlon (UTN) | 100m final 1st 10.79 (World Record), 200m heat 1st 23.10, final 1st 21.82 (World Record) |
| Stephanie Schweitzer (HIL) | Long Jump final 4th 4.79 |

IAAF World Cross Country Championships, Bydgoszcz, Poland, 24 March 2013

| | |
|-----------------------|---|
| Michaela Quinn (KEJ) | Junior Women 25th 19:39, Junior Team 8th |
| Morgan McDonald (RBH) | Junior Men 33rd 23:21, Junior Team 8th |
| Celia Sullohern (MHA) | Senior Women 91st 28:06, Senior Team 15th |

ANSW AWARD WINNERS

GPS Parkes Memorial Award for Male Distance Runner

Russell Dessaix-Chin (SYU)

Doris Magee Award for Female Distance Runner

Jenny Wickham (SSR)

Dorothy Dorsett Memorial Award for Male Distance Walker

Derek Mulhearn (SYU)

Doris Clark Award for Female Distance Walker

Lauren Bourke (Mingara)

Nick Winter Memorial Award for Aspiring Triple Jumper

Emmanuel Fakiye (SUT)

Summer Club Premiership Winner

UTS Northern Suburbs

Winter Club Trophy

Bankstown

Metropolitan Club of the Year

UTS Northern Suburbs

Country Club of the Year

Nowra

Official of the Year

Mary Fien (UTN)

Sprints/Hurdles Coach of the Year

Fira Dvoskina

Distance/Walks Coach of the Year

Ken Green

Jumps Coach of the Year

Alex Stewart

Throws Coach of the Year

David Bruce

Administrator of the Year

Terry Manns (CBT)

Athletics NSW President's Award (Special Recognition)

Graham Kearns (ILL)

Richard Coombes Memorial Award for Most Outstanding Male Athlete

Steven Solomon (RBH)

RH North/ W Wilson Award for Most Outstanding Female Athlete

Dani Samuels (WES)

Most Outstanding Male AWD Athlete

Evan O'Hanlon (UTN)

Most Outstanding Female AWD Athlete

Angela Ballard (SYU)

George Soper Memorial Award for Best Performance by a NSW Athlete at Australian Championships

Brandon Starc (PAR)

ANSW EVENT GROUP AWARDS

Sprints/Hurdles (Junior)

Steven Solomon (RBH)

Sprints/Hurdles (Open)

Issac Ntiamoah (BAN) Anthony Alozie (SUT)

Sprints/Hurdles (Masters)

Richard Hughes (NMA)

Middle Distance (Junior)

Georgia Wassall (ASW)

Middle Distance (Open)

Ryan Gregson (KEJ)

Middle Distance (Masters)

Brett Halls (SYU)

Distance (Junior)

Kate Spencer (RYD)

Distance (Open)

Ben St Lawrence (SGD)

Distance (Masters)

Belinda Martin (SGD)

Walks (Junior)

Tyler Jones (WYO)

Walks (Open)

Luke Adams (BAN)

Walks (Masters)

Heather Lee (NMA)

Jumps (Junior)

Brandon Starc (PAR)

Jumps (Open)

Brandon Starc (PAR)

Jumps (Masters)

Nick Moroney (MHA)

Throws (Junior)

Alexandra Hulley (HIL)

Throws (Open)

Dani Samuels (WES)

Throws (Masters)

Stuart Gyngell (WOL)

Cross Country (Junior)

Michaela Quinn (NOW)

Cross Country (Open)

Celia Sullohern (MHA)

Cross Country (Masters)

Robyn Basman (SGD)

LIFE MEMBERS

William B. Alexander (Bill) *
WDC Jones *
Stan R. Rowley *
Richard C. Coombes*
Jack Dunn *
Nigel C. Barker *
Edward S. Markes CBE (Eddy) *
Lady Halse Rogers *
Mary Chambers MBE *
George P.S. Parke *
Patrick D. Walsh (Pat) *
Doris I. Magee AM MBE *
H. George Carruthers MBE *
Arthur J. Hodsdon MBE *
Doris Clark *
Frank E. Andrews *
Richard C. Corish BEM (Dick) *
Nellie Gould OAM BEM (Nell) *
John F. Holland (Jack) *
J. Frank O'Rourke *
Zora Fibbins OAM *
George Hunt *
William H. Ahearn (Bill) *
Alleyn A. Gainsford OAM *
George C. Marshall *
Raymond P.B. White (Ray) *
James S. Howlin (Jim) *
George Soper *
Sidney E. Tapner (Sid) *
Gladys Gosling *
Sir Charles Moses CBE *
John H. Hanman (Jack) *
Arthur B. O'Connor *
Harold L. Ralph OAM *
Edna Godfrey *
Clive Kelly *
William J.C. Dunn (Bill)
Florence E. Wrighter OAM BEM (Flo) *
Nea Edwards *
Jean Harmey
Raymond C. Frith OAM (Ray) *
Robert P. Heathwood * (Bob)
Gladys Armstrong *
Edward F. Magee (Ed) *
Grace Sheldon
Ruth Frith OAM
Marjorie Fitzgibbons *
Clive D. Lee AM
Raymond M. Durie OAM (Ray) *
Mervyn R. Lee Archer OAM (Merv)
Raymond McDonald (Ray) *
John P. Metcalfe (Jack) *
Alma Kelly
D. Keith Donald *
Douglas Fryer (Doug) *

W. Berge Phillips OBE (Bill)
Ronald E. Newton (Ron)
Nola Eager
Brian R. Dibben
Jean Norman *
Mollie Chapman
Raymond C. Land (Ray)
Frederick G. Eggleton (Fred) *
June Ralph
Mabel Lawrence *
Peter W. Lucas *
Ronald J. Crawford OAM (Ron)
Murray Wilson *
Jill Huxley
Helen Searle OAM
Kenneth F. Morris (Ken)
Barbara Horwood *
Leonard Horwood (Len) *
Cecil D. Hensley OAM (Chic) *
Donald T. Allen (Don)
John W.E. Pross OAM (Jack) *
Donald L. Brodie OAM (Don)
Betty R. Moore
Trevor A. Huxley *
Eric S. Arnold OAM *
Valmai Loomes
John F. Treloar AM *
Francis Overton (Frank)
Ian R.P. White
Stanley Sherringham OAM (Stan)
Geoffrey A. Martin OAM (Geoff)
Lesley Carter (Les)
Jan Gibb OAM
Rodney J. Gibb OAM (Rod)
Edward Simmons (Ted)
Jan Knox
Vilis Gravitis
Rosemary Owens OAM
Stephen Hampstead (Steve)
Robert Ryan (Bob)
Max Debnam
Janelle Eldridge OAM
Penny Gillies
Ron Gibble
Lorraine Haddrick
Dennis Jollife
Alan Mills
Roslyn Mitchell
Albert Thomas OAM (Albie)
Mervyn Davies *
Ron White
Richard Batterley
Ross Forster
Peter Good
Frederick O'Connor (Fred)

Tony Vecellio
David Archbold
Carol Hall
John Patchett
Desmond Pollock (Des)
Max Wilkinson
Trevor Height
Heather Mitchell
VJ Plummer (John)
Bev Jaye
Ian Graves
Allan Kay
Steel B. Beveridge
Kim Owens
John Morris
Phil O'Hara
Peter Reynolds
Paul Stenhouse
Gordon Windeyer
Deborah Fox
Graham Kent
John Atterton
Neil Hinton
Peter Crombie
Susan Sundstrom
Ian Kearnes
Michael O'Mara

*Denotes Deceased

SERVICE MERIT AWARD

Elvina Brodie
 DH Edmonds (Bert) *
 Frederick G. Egelton (Fred) *
 Raymond Clan (Ray)
 Mervyn R. Lee Archer OAM (Merv)
 John S. McDougall
 John C. Degnan (Jack)
 Raymond M. Durie OAM (Ray) *
 John Smith
 Alan Pinch *
 Raymond McDonald (Ray) *
 Timothy H. West (Tim)
 Edward J. Edwards (Ted) *
 Dr Eugene Magassy *
 Francis Crabtree (Frank) *
 John W.E. Pross OAM (Jack) *
 William J. Fitzgibbons (Bill) *
 A. Charles Neasbey (Charlie)
 Jim Hutchins
 S. Harold Suhan (Harry)
 Dorothy Prince BEM *
 Molly Chapman
 Cecil D. Hensley OAM (Chic) *
 Joan Cross
 June Ralph
 Arthur S. Graves
 Ronald E. Newton (Ron)
 Ron Tye
 Dennis P. Wilson AM
 Cecil J. Lonard (Cec) *
 Geoffrey A. Martin OAM (Geoff)
 Stan Sheringham OAM
 John F. Treloar AM *
 Alan R. Slapp
 Douglas Fryer (Doug) *
 George E. Loomes *
 Brian R. Dibben
 Dr John W. Perrot *
 Robert W. Wilkes (Rob)
 Darryl P. Cross
 Noel S. Chuck
 Anthony J. Warrener OAM (Tony)
 Dennis Joliffe
 V. John Plummer
 Murray Wilson *
 Donald T. Allen (Don)
 Steel B. Beveridge
 Ronald J. Crawford OAM (Ron)
 James Evans (Jim) *
 A. Ferguson
 Ronald Gribble (Ron)
 Yvonne Neasbey *
 Joan Phillpott
 James F. Heslop (Jim)
 Lawrence A. Hutton (Laurie)
 Kenneth F. Morris (Ken)
 Jeanne Norman*
 Roy J. Patmore *
 Albert Thomas OAM (Albie)
 S.M. Tolbert (Jim) *

Shirley Gehrig
 Doris I. Magee AM MBE *
 Doris Clark *
 Nellie Gould OAM BEM (Nell) *
 Zora Fibbins OAM *
 Florence E. Wrighter OAM BEM (Flo) *
 Edward F. Magee (Eddie) *
 Jean Harmey
 Grace Sheldon
 Edna Godfrey *
 Gerida Bergmann
 Marion Cuthbert *
 Gladys Armstrong *
 Mona Crichton *
 Nell Davey
 Marjorie Fitzgibbons *
 Jean Hill *
 Mary Dyson *
 Nea Edwards *
 Nancy Eade
 Flo Everson
 Nola Eager
 Ruth Frith OAM
 Helen Searle OAM
 Rodney J. Gibb OAM (Rod)
 Ronald Campbell (Ron)
 Dorothy Mills (Dot)
 Lilian Palmer
 John MacMicking (Jack)
 M. Clewett
 Elaine Hutchison
 V. Parker *
 Allan J. Filby
 May Dunstan
 Bruce Johnston
 Marie Slapp
 Joan Kerr
 Dorothy Ford
 Ruby Griffiths
 May Hackett
 Hilary Hardy *
 Mavis Harris
 Alma Kelly
 Mabel Lawrance *
 Shirley Lamy
 David Lamy
 Ronald Maher
 Marlene Matthews/O'Shea AM
 Kay Williams
 Doris Gallagher
 Jean Loomes *
 Valmai Loomes
 Marie Kennett
 Frank Kennett
 Evelyn Raynor
 Aileen V. Pinch (Vera)
 Shirley Mills
 Bett Durie
 Dawn Schofield
 Sidney E. Tapner (Sid) *

Lucy Jeans
 Mavis Young
 Lloyd Deverell
 Margaret Thelander
 Ross Poulton
 Daphne Staples
 Basil H. Dickinson
 Trevor A. Huxley *
 Peter Wilson
 Robert J. Ryan (Bob)
 Jill Huxley
 Peter W. Lucas *
 Lorraine Dunk
 Dawn Smith
 Jim Stewart
 Francis Overton (Frank)
 Olga Marshall *
 Jack R. Mackie
 Phil Donelan
 John C. Waller
 Jennifer Jaye *
 Beverley Jaye (Bev)
 M. Lorraine Haddrick
 Marie Tillett
 Eric S. Arnold OAM *
 Eric F. Wilson
 Ellen McGrath
 James McGrath (Jim)
 Barbara Horwood *
 Leonard Horwood (Len) *
 Betty Miles *
 Robert Dunk (Bob)
 Miss Gracie McDarra
 Betty R. Moore
 Jennifer Darvall
 Alex Hutt *
 Vilis Gravitis
 Edward Simmons (Ted)
 Anthony Vecellio OAM (Tony)
 Charles H. New *
 Kevin Dorsett
 Jan Knox
 Rosemary Owens OAM
 Mary Thomas
 Judy Vecellio
 Barry Williams
 Heather Williams
 Denis S. Gray *
 Peter McWilliams*
 Roslyn Mitchell (Ros)
 I.M.D. Prior (Bonnie)
 Peter Douglas
 Ross Douglas
 James McGrath (Jim)
 Bruce Brown
 Barbara Day
 Ross Forster
 Fred O'Connor
 David Archbold
 Mervyn Davies *

SERVICE MERIT AWARD

Janelle Eldridge OAM
Peter Hampshire
Laurie Moore *
Peter Moore
Peter Reynolds
Russell Scott
Alan Urane
Marilyn Urane
Carol Hall
Glen Thacker
Alan Nolan
Desmond Pollock
Alan Staples
Janet Naylon
Stuart Paterson
Sue Sundstrom
Robin Blackadder (Rob)
Ronald Hall (Ron)
Janet Nixon
Paul Stenhouse
Anne Saville
Neil Hinton
Tony Okulicz
Ron Richter OAM
Dan Suchy
Ronald Bendall
Hans Tiller
Margaret Beardslee
Sue Stephens
Merv Kemp
Gavin Behan
Michael Dooley
Robert Beardslee
Brian Hamilton
Vivian Manwaring
Laurie Keaton
Stephen Whelan
Terry Manns
Susan Whatley

*Denotes Deceased



CONDOLENCES

Athletics NSW extends its sincere sympathy to the families of the following members who have passed away in the last year.*

Daniel Berry
Bob Cartwright
Jim Carver
Carmen De Vlieger Campton
Mervyn Davies
Jack Dignam
Greg Gilbert
Sally McGrady
Peter Mullins
Bob Talay
John Treloar AM
Eric Wilson

* as known at time of going to print





ACKNOWLEDGEMENTS

The Board acknowledges the efforts and commitment made by all officials, coaches, volunteers, administrators, management and staff, for the benefit of the sport and in particular, the athletes, throughout New South Wales.

