



Athletics
New South Wales

2014-2015 ANNUAL REPORT

CONTENTS

Company Information	1
Directors' Profiles	2
Chairman's Report	4
CEO's Report	6
Directors' Report	9
Auditor's Independence Declaration under section 307C of the Corporations Act 2001	13
Statement of Profit or Loss and Other Comprehensive Income	14
Statement of Financial Position	15
Statement of Changes in Equity	16
Statement of Cash Flows	17
Notes to the Financial Statements	18
Directors' Declaration	26
Independent Audit Report	27
Disclaimer	29
Detailed Profit and Loss Statement	30
Membership and Clubs	33
Membership Statistics	34
Competition	38
Records	41
Officials	42
Development	43
RunNSW	45
Little Athletics NSW Coaching and Development	46
Target Talent Program	47
Marketing	48
NSW Champions	52
NSW Roll of Honour	62
Athletics NSW Awards	64
Life Members	67
Merit Awards	68
Condolences	69

ATHLETICS NSW LIMITED

ABN 11 330 775 869

FOUNDED 20 APRIL 1887, INCORPORATED 15 JANUARY 1996

Postal Address: PO Box 595, Sydney Markets, NSW 2129

Street Address: Sydney Olympic Park Athletic Centre,
Edwin Flack Drive, Sydney Olympic Park, NSW 2127

Telephone: (02) 9746 1122

Facsimile: (02) 9746 1168

Email: info@nswathletics.org.au

Website: www.nswathletics.org.au

This report covers the period 1 April 2014 to 31 March 2015
unless specified otherwise.

Edited by Janet Naylor

Proofreading by Lynette Smith

Designed and printed by KDR Design and Print

Photographs by Andrew Atkinson-Howatt,

Stuart Paterson, David Tarbotton

COMPANY INFORMATION

Board of Directors

Sean Scanlon (Chairman)
Tracie Edmondson (Appointed February 2015)
Marguerite Gregan (Retired July 2014)
Angela Haynes (Elected July 2014)
Peter Higgins
Neil Hinton
Kerry O'Keefe (Appointed March 2015)
Michael O'Mara (Retired March 2015)
Stuart Paterson (Retired July 2014)
Andrew Watson
Matthew Whitbread
Brian White

Advisory Panels

Competition Advisory Panel

Youcef Abdi (BAN)
Paul Carr (MIN)
Ben Cross (SYU)
Ian Lister (ILL)
Andrew Watson (BAL)
Matt Lynch (ANSW Assistant Competition Manager)
Brent Hayward (ANSW Competition Manager)

Officials Advisory Panel

Neil Hinton (WYO)
Geoffrey Martin OAM (SYU)
Janet Munro (WOL)
John Morris (NOW)
Kim Owens (RBH)
Barry Pecar (IND)
Peter Reynolds (HIL)
Ron Richter OAM (CBT)
Matt Lynch (ANSW Assistant Competition Manager)

Awards Committee

Phil Brennan (SYU)
Richard Batterley (MIN)
Ian Lister (ILL)
Betty Moore (RYD)
David Tarbotton (UTN)

Special Awards Committee

John Atterton (UTN)
Janelle Eldridge OAM
Rod Gibb OAM (NOW)
Jean Harmey

Staff

Managing Director and
Chief Executive Officer: Greg Meagher
Financial Controller: Graeme Reid
Accounts: Rachael Woo
Competition Manager: Brent Hayward
Operations Manager: Hanri Delanty
(Resigned 29 November 2014)
Assistant Competition Manager: Matt Lynch
(Appointed 24 November 2014)
Development Manager: Matt Rowan
Development Officer: Lisa Corrigan
Club Development and
Membership Manager: James Matthews
Marketing Manager: Linda Smith
(Resigned 16 January 2015)
Katie Kelly
(Appointed 12 January 2015)
Digital Marketing and
Media Coordinator: Matt Lynch
Recreation Running Manager: Scott Westcott
IT Consultant: Ashley McMahon
Office Volunteers
Registrations: Vilis Gravitis (SGD)
Archives: Ron Richter OAM (CBT)
Honorary Positions
Constitution Officer: Michael O'Mara (BAN)
Solicitor: Geoffrey Adelstein
Auditor DFK Laurence Varney

DIRECTORS' PROFILES

CHAIRMAN:

SEAN SCANLON – WALLSEND ATHLETIC CLUB

- Athletics NSW – Director since 2010; Chairman since 2011; Finance and Audit Committee, Remuneration and Nominations Committee
- Bachelor of Commerce, Diploma of Law, Graduate Diploma Legal Practice, Master of Property, Master of Laws, FCA, GAICD
- Vice Chancellor Administration for the Catholic Diocese of Maitland-Newcastle
- Formerly a member on the strategic planning team for Barclays Bank in London, Global Business Manager for UBS Finance in London and CEO Office Business Manager for Russia and the CIS
- Competed in athletics around the world in track, marathon and road running events
- Level 2 Jumps Coach
- Has held positions of Administrator and Treasurer of Wallsend Athletic Club

BOARD OF DIRECTORS:

TRACIE EDMONDSON – SUTHERLAND ATHLETICS CLUB

- Athletics NSW – Director since 2015
- Bachelor of Arts (Journalism; Human Movement Majors); Graduate Diploma of Professional Communications (Public Relations Major); currently doing Doctorate of Communications
- Currently employed as Cronulla Sharks Senior Consultant - Communications and Corporate Affairs
- Held senior communications management roles in a variety of sporting organisations including: LOC Asian Cup Australia 2015, National Rugby League, St George Illawarra Dragons, Surf Life Saving Australia, Surf Life Saving Queensland and Women's Hockey Australia
- Olympic Games 2000, 2012, 2014; appointed for 2016 - AOC Media Liaison Officer with Australian Team
- Fitness Australia Business Council Member; Sport NSW Advocate
- Level 2 Recreational Running Coach
- Competed in marathon, half marathon and 10km road running events around Australia and overseas (placing in top 10 overall female and age group winner)

MARGUERITE GREGAN – SYDNEY UNIVERSITY ATHLETICS CLUB

- Athletics NSW – Director 2011-2014; Chair Risk Committee
- Bachelor of Commerce
- Banker in Dublin, London and Sydney (retired)
- Professional experience in the areas of Operations, Risk Management, Lending, Lending Recovery and Offshoring
- Involvement or participation in athletics for over 35 years - represented Ireland as a sprinter in junior competition and now participates in 10km and half marathon events
- Olympic Games 2000 - Pioneer Volunteer and Athletics Training and Warm-Up Venue Volunteer
- World Junior Championships 1996 - Manager, Team Liaison Officers
- AA Technical Official

ANGELA HAYES – WOODSTOCK RUNNERS

- Athletics NSW – Director since 2014; Chair Risk Committee
- Bachelor of Commerce (Accounting), CA, MAICD
- Associate Director, Corporate Advisory and Restructuring, PwC
- Other commercial experience includes: Senior Manager, Specialised Business Services, NAB (secondment); CFO, Mattrans Pty Ltd and various roles at Lynch Flowers Pty Ltd.
- Former Board Member, NSW Veterinary Practitioners Association and General Secretary UWS Student Association
- AA Level 2 Coach (Recreational Running)
- Regular competitor in road/trail running events
- President Woodstock Runners Inc.

PETER HIGGINS – UTS NORTHERN SUBURBS ATHLETICS CLUB

- Athletics NSW – Director since 2012; Risk Committee; former member Officials Advisory Panel
- Bachelor of Veterinary Science, MBA, FAIM, FAICD, FAMI, JP
- Director of Expert Results Pty Ltd and Australia Media Centre Pty Ltd
- Held senior management and marketing roles with Nestlé, Mars, Commonwealth Bank, Encyclopaedia Britannica and NSW Government; currently lecturing at University of Sydney
- Previous Director of Australian Red Cross, Guide Dog Association, Sydney Media Centre (Olympics), TSE Foundation, Eyes of the World, Animal Welfare League
- AA Technical Official
- Member AA Facilities and Equipment Committee
- Committee member, UTS Northern Suburbs Athletic Club

NEIL HINTON – WYONG ATHLETICS CENTRE INC.

- Athletics NSW – Director since 2008; Risk Committee, Officials Advisory Panel
- Graduate Diploma of Teaching, Diploma of Teaching
- Retired Teacher
- Olympic Games 2000 – Athletics Training and Warm-Up Venue Volunteer
- Commonwealth Games 2006 – Technical Official
- Level 3 Coach – Sprints, Hurdles and Throws; Level 1 and 2 coach education presenter
- AA Technical Official
- Life Member Wyong Athletics Centre (currently Treasurer)
- Athletics NSW Life Member and Merit Award

KERRY O'KEEFE – PARRAMATTA CITY TRACK & FIELD ATHLETIC CLUB

- Athletics NSW – Director since 2015
- Bachelor of Applied Science in Sports Studies (major in Sports Coaching and sub-major in Sports Administration)
- Chief Executive Officer, Little Athletics NSW
- Previously Little Athletics Education and Development Officer
- Member of Athletics Australia/Little Athletics Australia Joint Venture Management Group 2011-2013 and Joint Athletics Management Group 2014 to present
- World Junior Championships 1996 – Volunteer, VIP Liaison
- Involvement in athletics for 40 years – as an athlete (several national medals at the junior level in race walking), coach (accreditations in coaching young athletes and race walking), team manager (NSW All Schools teams and Little Athletics NSW state teams) and administrator (Little Athletics NSW)

MICHAEL O'MARA – BANKSTOWN SPORTS ATHLETICS CLUB

- Athletics NSW – Director 2003-2015; Chair Finance and Audit Committee; Constitution Review Committee, By-Law Review Committee; Honorary Constitution Officer; former Chairman Competition Advisory Panel
- Bachelor of Business (Accounting), CPA, ACIS
- Consulting Finance Manager, formerly Finance Manager, RailCorp
- Regularly competes in distance events
- Olympic Games 2000 – Press Operations Team (Athletics)
- Paralympic Games 2000 – Technical Information Centre (Athletics)
- World Junior Championships 1996 – Ticketing Manager
- AA Technical Official
- Life Member Bankstown Sports Senior Athletics Club and Western District Joggers & Harriers
- Athletics NSW Life Member
- Former Chair Sydney Corporate Cup
- Vice President Australian Commonwealth Games Association NSW Division

STUART PATERSON – UTS NORTHERN SUBURBS ATHLETIC CLUB

- Athletics NSW – Director 2008-2014; Risk Committee; former Chairman Competition Advisory Panel
- Bachelor of Commerce (Accounting), CPA, FFinsia
- Previously worked in funds management at MIR Investment Management, Perpetual Investments, Westpac Financial Services and Rothschild Asset Management
- NSW representative in cross country, road and track;
- NSW Mountain Running Champion in 2006; member of first NSW team to win a National Club Championship; medallist in middle distance and cross country at masters State, National and World Championships, and set the inaugural Australian Open Indoor 4x200m record
- Olympic Games 2000 – Technical Information Centre (Athletics)
- AA Technical Official and 10 year service pin; Level 2 Club Coach
- Life Member UTS Northern Suburbs Athletic Club
- Athletics NSW Merit Award

ANDREW WATSON – BALMAIN ATHLETICS CLUB

- Athletics NSW – Director since 2013; Remuneration and Nomination Committee; Member of Competition Advisory Panel
- Bachelor of Commerce; Chartered Accountant
- Currently leads Group Business Effectiveness at Westfield; formerly Head of Business Process (Asia Pacific) for Hewlett Packard Financial Services
- Background in commercial finance, IT and operations strategy; experience leading operational transformations and strategy development, organisational change, business effectiveness improvements and commercial finance strategies
- Current masters competitor and former decathlete
- Level 2 Club Coach and Age Manager for Balmain Little Athletics

MATTHEW WHITBREAD – BANKSTOWN SPORTS ATHLETICS CLUB

- Athletics NSW – Director since 2013; member Winter Harriers Committee
- Solicitor, Stewart & Associates
- Bachelor of Laws/Bachelor of Arts in Communications (Social Inquiry)
- Bankstown Sports Athletics Club Committee – Secretary, formerly Executive Vice-President
- NSW Half Marathon Championships Organising Committee 2009-2014

BRIAN WHITE – SYDNEY UNIVERSITY ATHLETICS CLUB

- Athletics NSW – Director since 2012; By-Law Review Committee; Finance and Audit Committee
- Bachelor of Science, Graduate Diploma Chemical Engineering
- Councillor, Sydney University Sports Foundation
- Former Director of ANCO Australasia; Former General Manager, BPAY; Former General Manager Transaction Services, Commonwealth Bank
- NSW U20 400m hurdles champion 1983, NSW junior and senior representative 1982-1986 (400m hurdles, 110m hurdles, 4x400m relay)
- Olympic Games 2000 – Athletics Training Facilities Volunteer
- Former Secretary, Treasurer, Captain and President of Sydney University Athletics Club

CHAIRMAN'S REPORT



It has been another exciting year for Athletics NSW – successful events in track and field were delivered such as the Sydney Track Classic, Australian Junior Championships, the ever popular NSW All Schools meet and our own various state championships. We also saw continued growth in winter running and also more community athletes joining events like the Fernleigh 15, Sydney 10 and the expanding list of events that we now call RunNSW.

Congratulations to UTS Norths on claiming the Treloar Shield. Each round was closely fought with Sydney University finishing a close second after the 8 rounds. Our club-based competitions remain an important part of the sport and nurture the talented athletes who go on to represent the state and Australia.

Speaking of nurturing talent, NSW was the host of the Australian Junior Championships which produced some great results. Seven NSW athletes were subsequently named in the 22-person Australian team for the 2015 IAAF World Youth Championships to be held in Cali, Colombia in July. Well done to those athletes. During the year we also had 20 athletes compete at World Juniors, 11 qualify for the World Championships and no less than 23 NSW athletes represent Australia at the Commonwealth Games in Glasgow. These numbers illustrate the strength of athletics in NSW.

The Australian Junior Championships were neatly held around the Sydney Track Classic which was again a highlight of the summer athletics calendar. Spectators were privileged to witness some top class performances. A particular highlight was of course the great David Rudisha, Olympic champion and world record holder. We acknowledge the wonderful support of the Sydney Olympic Park Authority (SOPA) for backing the Sydney Track Classic. It remains a showpiece event in Australian athletics.

One of the major issues facing the sport in recent months has been the release of the Buchanan Report. This report has tabled many sensible and achievable recommendations to effectively modernise key aspects of our sport. Athletics NSW as a member association of Athletics Australia takes its role in the sport very seriously. ANSW made a joint submission to the report with Little Athletics NSW and met with the working party to provide further input. Whilst some might feel the report was over critical of the AA board, ANSW believes that we must focus on the critical areas of our sport that can be improved and ensure the sustainability of athletics in Australia.

There is a need to work with AA to protect the sport and ensure it is properly managed. As the largest athletics state we must also play a role in holding AA to account in making good on the report's recommendations. We intend to ensure that AA has good governance, is commercially viable and works toward one sport.



We continue to work closely with our friends in Little Athletics with a joint working party meeting regularly to find ways of better aligning the sport. We have close and co-operative communication and collaboration. We have recently welcomed Little Athletics CEO Kerry O'Keefe onto the ANSW board which is a tangible demonstration of our commitment to one sport.

We also welcomed Tracie Edmondson to the board. Tracie brings a wealth of experience in sports marketing to the table. At the same time Michael O'Mara retired from the board after almost 12 years of service. Michael has made a real and significant contribution to the board.

On the financial front I am pleased to report that the company was again run with a surplus. Cash has increased and I believe the sport is well placed to continue the investment in athletics. We expect that the outlook will remain challenging as Athletics Australia realigns its direction. However, we have delivered on the community running targets which will help to replace lost funding with commercial events and greater engagement in the broader community.

I thank the ANSW staff for their hard work during the year. Greg and the team continue to do an excellent job of delivering quality events and support to clubs, officials, coaches and athletes. Thanks also to my fellow directors who give up substantial amounts of time to provide good governance and direction to the sport. And as always I extend a huge thank you to our tireless officials.

Sean Scanlon
Chairman



CEO's REPORT

INTRODUCTION

2014-2015 has provided much growth for Athletics NSW particularly in the areas of participation and the recreational running segment. This increase followed on from ANSW's increased focus in the previous year on growing the membership base and offering a range of new events and programs. Additionally it has been due to the launch and growth of RunNSW which has provided ANSW with a greater reach across regional NSW.



We are now half way through the 2013-2016 ANSW Strategic Plan which includes the four pillars - Participation, High Performance, Competition and Commercial. These have formed the basis for the organisation's overall strategy and focus.

ANSW continued to host a significant number of Australia's major competitions and across these events including Sydney Track Classic, Hunter Track Classic, Fernleigh 15 and NSW All Schools we posted increased participation. We also introduced three new events – Raymond Terrace Fun Run, Casino RSM Fun Run and Goulburn Fun Run which were very well supported.

Our Development programs continue to demonstrate results, with NSW again dominating at the Australian All Schools Championships in Adelaide with 238 athletes. A number of NSW athletes achieved Commonwealth Games A and B and World Junior Championship qualifying performances at ANSW hosted events.

STAFFING

Katie Kelly joined Athletics NSW as Marketing Manager in January 2015. Katie has worked in the sports industry for over 15 years in senior marketing and communications roles, including Melbourne Storm, ANZ Stadium, Tabcorp and more recently the Northern Territory Government Department of Sport and Recreation. She was also a consultant for Athletics NSW in developing our RunNSW series and was the key driver in setting up the Armidale Fun Run in 2013, and the Casino Fun Run in 2014. An active runner and keen triathlete, she was a member of the Darwin Runners and Walkers Club and won the 2013 NT Marathon Championship after winning the Alice Springs Marathon in 2013. She is now training for the Australian Paratriathlete team to compete in Rio 2016.

MEMBERSHIP

With membership growth a key part of the 2013-2016 Strategic Plan, we have placed much emphasis on developing and invigorating our membership program. We are currently 33% up from the same period last year with a total of 10,122 members, at the time of writing, and this growth has been experienced across the Community Athlete, Dual Registration and recently launched RunNSW Membership. The RunNSW membership is a rebrand of the Winter Membership and ensures that our winter members retain all the benefits of running in Club and ANSW winter races throughout the winter period, but

additionally provides discount entry into RunNSW events and merchandise and timing tags. This membership is also tailored to attract the RunNSW participant to take the next step and sign on with a club as a member.

INITIATIVES

• 2XU

We announced a five year partnership with 2XU, the country's leading high performance international sports apparel brand. Under the new partnership 2XU will become Athletics NSW's High Performance Apparel and Compression Partner and supply its highly acclaimed training and recovery apparel for the NSW team members, Athletics NSW members and staff.

• NSR Australia

We announced a partnership with NSR Australia, who specialise in obtaining Sports Scholarships to US Colleges and Universities and is an international division of National Scouting Report of America, which is the oldest and largest college athletic scouting and recruiting organisation in the world. Talented young Athletics NSW athletes will now have an opportunity to advance their careers and education with athletic scholarships at American universities through National Scouting Recruitment (NSR) Australia.

• Officials Exchange Program

We launched the Officials Exchange Program (OEP) between Athletics NSW and Athletics Victoria which allowed for three officials from both organisations to travel to the other states' Junior Track and Field Championships. This initiative was very successful with the Officials learning and sharing knowledge to improve the officiating in our sport. We will continue to develop the OEP in 2015.

• VIP Function at Sydney Track Classic

This year ANSW hosted a VIP function at the Sydney Track Classic for coaches and administrators from secondary schools to recognise their significant contributions in growing and developing athletics.

• Launch of RunNSW Series covering Fun Runs, Merchandise and Membership

ANSW continued to invest into fun runs across regional NSW in conjunction with local councils and athletic clubs. In 2014, another 900 runners competed across new fun runs in Raymond Terrace, Casino and Goulburn.

With this growth, we have had increased interest and support from sponsors who value the growing impact these runs have not only on a participation level but also community engagement and economic benefits. We were very pleased to secure Greater Building Society as the naming rights sponsor for the Fun Run series, which includes naming rights to each individual event and 5km fun runs. This support enables the marketing and branding to deliver a consistent and professional message to engage the broader community and to grow each of these events.

There were a number of key partners and stakeholders for all these events which we acknowledge in this Annual Report. Planning is underway to host further fun runs in regional areas of NSW with a fun run planned for Dubbo.

COMPETITION

ANSW successfully hosted a number of major championships and also partnered with Athletics Australia to deliver the Australian Junior Athletics Championships, Hunter and Sydney Track Classics.

• 2014 NSW All Schools Championships

We were up from 1,400 in the previous year to 1,600 athletes competing this year. These championships were once again the biggest schools athletics meet held in the country.

• 2015 NSW Junior Athletics Championships

There was further growth in participation in the NSW Junior Athletics Championships, with more than 1,000 athletes competing. For the first time we had U15 and U17 age groups providing more opportunities for athletes to compete at the NSW level. We also introduced Parathlete events which is a strong growth area for the sport.

• 2015 Sydney Track Classic and 2015 Australian Junior Athletics Championships

For the second year running, ANSW (in conjunction with Athletics Australia) hosted this double header comprising the Sydney Track Classic and the Australian Junior Athletics Championships.

The numbers of competitors and spectators for both individual events were again strong, with over 5,000 spectators attending the 2015 Sydney Track Classic featuring Olympians, World Champions and National level athletes and provided outstanding and world class performances on the night.

AWARDS DINNER

The Annual Awards Dinner was held at the Kirribilli Club to recognise and reward the outstanding achievements and services of our athletes, coaches and volunteers. The 2014 ANSW Annual Awards Dinner was a remarkable evening with over 250 members, officials, volunteers, sponsors and supporters of our sport attending. Melinda Gainsford-Taylor was the guest MC and engaged all guests with interesting insights and stories about award nominees and recipients.

COMMERCIAL

ANSW is committed to exploring new revenue streams as well as commercial and funding opportunities. ANSW was successful in obtaining several new partners including Greater Building Society (RunNSW Series and Event sponsor), 2XU (elite apparel and team uniforms) and National Sport Recruitment Australia.

During the year we also had a number of sponsors continue their support including Coastal Runners Shop (Winter Series), The Running Company (3,000m and 5,000m events) and Lake Macquarie City Council (Fernleigh 15). We formally acknowledge all sponsors in this Annual Report.

THANK YOU

To our ANSW partners whose support is greatly appreciated, special mention goes to -

- Athletics Australia
- Little Athletics NSW
- King's Sports Store
- Sydney Olympic Park Authority
- Destination NSW
- NSW Government Office of Communities (Sport and Recreation)
- Accor Hotels (Novotel Sydney Olympic Park)
- Greater Building Society
- 2XU
- National Sports Recruitment Australia
- NSW Institute of Sport
- H-Events
- Photos in a Flash


On behalf of the Board of Directors and the ANSW Management Team, I would like to formally recognise and extend a very sincere thank you to all Technical Officials for their expertise, time and talent to ensure competitions run smoothly and to set the standard for officiating in the country.

Appreciation is extended to club administrators and volunteers who devote many hours to running their respective clubs, ensuring the best possible coaching and competition for their members week in and week out.

To the dedicated and hardworking staff of Athletics NSW, I would like to offer my sincere thanks on behalf of everyone involved in athletics in NSW. Similarly I would like to thank the Board of Directors for their leadership, commitment and guidance over the past 12 months. In particular I would like to thank Sean Scanlon for his leadership, counsel and support throughout the year.

Greg Meagher

Managing Director and Chief Executive Officer



Athletics NSW Limited

ABN 11 330 775 869

Directors' Report

For the Year Ended 31 March 2015

The directors present their report on Athletics NSW Limited for the financial year ended 31 March 2015.

1. General information

Directors

The names of the directors in office at any time during, or since the end of, the year are:

Names	Position	Appointed/Resigned
Sean Scanlon	Chairman	
Tracie Edmondson		Appointed March 2015
Marguerite Gregan		Retired July 2014
Angela Haynes		Elected July 2014
Peter Higgins		
Neil Hinton		
Kerry O'Keefe		Appointed March 2015
Michael O'Mara		Retired March 2015
Stuart Paterson		Retired July 2014
Andrew Watson		
Matthew Whitbread		
Brian White		
Greg Meagher		

Directors have been in office since the start of the financial year to the date of this report unless otherwise stated.

Principal activities

The principal activity of Athletics NSW Limited (ANSW) during the financial year consisted of promoting and organising athletic events.

No significant changes in the nature of the Company's activity occurred during the financial year.

Short and long term objectives

The Company's short and long term objectives are to:

- Increase participation and membership growth
- Enhance club capacity and capability to drive growth
- Retain high performing junior athletes within the sport
- Improve the standards of all NSW Athletics competitions
- Expand the competition offering footprint
- Grow the number of qualified and active officials
- Secure the financial resources, to meet the ANSW growth strategy

Athletics NSW Limited

ABN 11 330 775 869

Directors' Report For the Year Ended 31 March 2015

1. General information continued

Strategy for achieving the objectives

To achieve these objectives, the Company has adopted the following strategies:

Increase participation and membership growth

- Growth in Community Athlete numbers
- Conversion of Community Athletes to full members
- Product development and enhancements
- Para-Athletics
- Schools market
- Athlete retention

Enhance club capacity and capability to drive growth

- Building further capacity of clubs to accept new members and provide a welcoming environment
- Ensuring sufficient coaches are available to clubs, and improve the quality of coaching

Retain high performing junior athletes within the sport

- Stable Development Pathway for Junior High Performance (Integrated with Athletics Australia Program)
- Target Talent Program (TTP) athlete progression into AA U17 and U19 programs and NSWIS Scholarships
- Facilitate the professional development of coaches

Improve the standards of all NSW Athletics competitions

- Implement a consultative approach for the improvement of competition
- Become more customer focused competition
- Increased emphasis on meet presentation
- Venue Prime Influencer role in management of NSW Tracks & Equipment

Expand competition offering footprint

- Country Areas Opportunities Strategy
- Winter Competition Expansion Strategy

Grow the number of qualified and active officials

- Improve recruitment & retention rates
- Integrate technology to improve quality, efficiency and attract new officials

Athletics NSW Limited

ABN 11 330 775 869

Directors' Report

For the Year Ended 31 March 2015

1. General information continued

Strategy for achieving the objectives continued

Secure the financial resources to meet the ANSW growth strategy

- Establish long term sponsorship & commercial partners
- Asset protection
- Identify and commercialise opportunities to provide new revenue streams
- Raise brand awareness
- Expand the regional fun run program

Performance measures

The following measures are used within the Company to monitor performance:

- Assess membership growth across all categories, including the number of accredited coaches and participation rates in competition events.
- Review the retention of TTP team members, NSW representation on Australian Teams and medal counts at key competitions.
- Evaluate member satisfaction ratings after summer and winter season.
- Determine the number of active accredited technical officials.
- Evaluate the effectiveness brand awareness and the value of long-term sponsorship agreements

Meetings of directors

The Board of Athletics NSW Limited, under Chairman/President Sean Scanlon, has adopted a best practice model of Corporate Governance, to assist in the achievement of sustainable development, growth, opportunities and member confidence in the organisation.

The roles, responsibilities and composition of the sub committees are as follows:

1. Risk Committee

The role of this committee is to oversee the risk management policy and the organisation's exposure to risk. This committee was chaired by Marguerite Gregan and subsequently Angela Haynes (from May 2014) with directors Stuart Paterson, Neil Hinton, Peter Higgins and Greg Meagher (CEO).

2. Finance and Audit Committee

The role of this committee is to review the integrity of the company's financial reporting, together with overseeing the company's relationship with the external auditors. This committee was chaired by Michael O'Mara and subsequently Andrew Waston (from May 2015) with directors Sean Scanlon, Brian White and Greg Meagher (CEO).

3. Remuneration and Nominations Committee

The role of the committee is to review and make recommendations to the board regarding the recruitment and remuneration of CEO and matters relating to Board composition.

During the financial year, 8 meetings of directors were held, as well as 5 meetings of Risk Committee, 3 Remuneration and Nominations Committee and 2 meetings of Finance & Audit committee.

Attendances by each director during the year were as follows:

Athletics NSW Limited

ABN 11 330 775 869

Directors' Report

For the Year Ended 31 March 2015

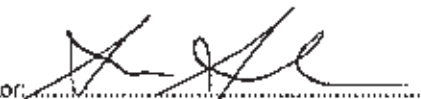
Meetings of directors continued


	Directors' Meetings		Risk Committee		Remuneration and Nominations Committee		Finance & Audit Committee	
	Number eligible to attend	Number attended	Number eligible to attend	Number attended	Number eligible to attend	Number attended	Number eligible to attend	Number attended
Sean Scanlon	8	8	-	-	3	3	2	2
Tracie Edmondson	1	1	-	-	-	-	-	-
Marguerite Gregan	3	2	1	1	-	-	-	-
Angela Haynes	5	5	4	4	-	-	-	-
Peter Higgins	8	7	4	3	-	-	-	-
Neil Hinton	8	8	5	5	-	-	-	-
Kerry O'Keefe	1	1	-	-	-	-	-	-
Michael O'Mara	8	7	-	-	-	-	2	2
Stuart Paterson	3	2	1	1	-	-	-	-
Andrew Watson	8	8	-	-	3	3	-	-
Mathew Whitbread	8	8	-	-	-	-	-	-
Brian White	8	8	-	-	3	3	2	2
Greg Meagher	8	8	5	5	-	-	2	2

Auditor's independence declaration

A copy of the auditor's independence declaration as required under section 307C of the *Corporations Act 2001* is set out on page 5.

Signed in accordance with a resolution of the Board of Directors:

Director: 
 Sean Scanlon

Director: 
 Greg Meagher

Dated this 15th day of July 2015

Athletics NSW Limited

ABN 11 330 775 869

Auditors Independence Declaration under Section 307C of the Corporations Act 2001

I declare that, to the best of my knowledge and belief, during the year ended 31 March 2015, there have been:

- (i) no contraventions of the auditor independence requirements as set out in the *Corporations Act 2001* in relation to the audit; and
- (ii) no contraventions of any applicable code of professional conduct in relation to the audit.

DFK Laurence Varnay



Steven Heller
Partner

20 July 2015

Level 12, 222 Pitt Street SYDNEY NSW 2000

We make it happen!



A member firm of DFK International a worldwide association of independent accounting firms and business advisers

Liability Limited by a scheme approved under Professional Standards Legislation

Level 12, 222 Pitt Street
Sydney NSW 2000

POSTAL ADDRESS

PO Box Q819 QVB NSW 1230

TELEPHONE +61 2 9264 5400

FACSIMILE +61 2 9264 9294

EMAIL office@dfkiv.com.au

www.dfkiv.com.au

Athletics NSW Limited

ABN 11 330 775 869

Statement of Profit or Loss and Other Comprehensive Income For the Year Ended 31 March 2015

	2015	2014
Note	\$	\$
Revenue	3 1,692,890	1,630,296
Other income	8,710	-
Changes in inventories	22,814	(12,092)
Cost of sales	(135,812)	(75,197)
Employee benefits expense	(658,291)	(641,988)
Depreciation and amortisation expense	(37,416)	(35,087)
Other expenses	4 (873,646)	(832,568)
Profit before income tax	19,249	33,364
Income tax expense	-	-
Profit for the year	19,249	33,364
Other comprehensive income for the year, net of tax	-	-
Total comprehensive income for the year	19,249	33,364

The accompanying notes form part of these financial statements.

Athletics NSW Limited

ABN 11 330 775 869

Statement of Financial Position As At 31 March 2015

	Note	2015 \$	2014 \$
ASSETS			
CURRENT ASSETS			
Cash and cash equivalents	5	1,057,616	927,009
Trade and other receivables	6	112,044	166,113
Inventories		33,085	15,886
Current tax receivable	8	5,260	3,443
Other assets	7	7,882	8,701
TOTAL CURRENT ASSETS		<u>1,215,887</u>	<u>1,121,152</u>
NON-CURRENT ASSETS			
Property, plant and equipment	9	137,490	77,837
TOTAL NON-CURRENT ASSETS		<u>137,490</u>	<u>77,837</u>
TOTAL ASSETS		<u>1,353,377</u>	<u>1,198,989</u>
LIABILITIES			
CURRENT LIABILITIES			
Trade and other payables	10	280,880	233,286
Current tax liabilities	8	-	400
Employee benefits		45,205	38,470
Other financial liabilities		356,226	294,111
TOTAL CURRENT LIABILITIES		<u>682,311</u>	<u>566,267</u>
NON-CURRENT LIABILITIES			
Employee benefits		19,095	-
TOTAL NON-CURRENT LIABILITIES		<u>19,095</u>	<u>-</u>
TOTAL LIABILITIES		<u>701,406</u>	<u>566,267</u>
NET ASSETS		<u>651,971</u>	<u>632,722</u>
EQUITY			
Retained earnings		651,971	632,722
TOTAL EQUITY		<u>651,971</u>	<u>632,722</u>

The accompanying notes form part of these financial statements.

Athletics NSW Limited

ABN 11 330 775 869

Statement of Changes in Equity

For the Year Ended 31 March 2015

2015

	Retained Earnings	Total
	\$	\$
Balance at 1 April 2014	632,722	632,722
Profit attributable to members	19,249	19,249
Balance at 31 March 2015	651,971	651,971
Balance at 1 April 2013	599,358	599,358
Profit attributable to members	33,364	33,364
Balance at 31 March 2014	632,722	632,722

The accompanying notes form part of these financial statements.

Athletics NSW Limited

ABN 11 330 775 869

Statement of Cash Flows For the Year Ended 31 March 2015

	2015	2014
Note	\$	\$
CASH FLOWS FROM OPERATING ACTIVITIES:		
Receipts from customers	1,567,349	1,371,478
Payments to suppliers and employees	(1,588,294)	(1,543,715)
Interest received	27,506	24,906
Receipt from sponsorships and grants	212,405	273,681
Net cash provided by operating activities	14 <u>218,966</u>	<u>126,350</u>
CASH FLOWS FROM INVESTING ACTIVITIES:		
Proceeds from sale of plant and equipment	20,455	-
Purchase of property, plant and equipment	(108,814)	(9,417)
Net cash used by investing activities	<u>(88,359)</u>	<u>(9,417)</u>
Net increase/(decrease) in cash and cash equivalents held	130,607	116,933
Cash and cash equivalents at beginning of year	927,009	810,076
Cash and cash equivalents at end of financial year	5 <u><u>1,057,616</u></u>	<u><u>927,009</u></u>

The accompanying notes form part of these financial statements.

Athletics NSW Limited

ABN 11 330 775 869

Notes to the Financial Statements For the Year Ended 31 March 2015

The financial report covers Athletics NSW Limited as an individual entity. Athletics NSW Limited is a not-for-profit Company limited by guarantee, incorporated and domiciled in Australia.

The functional and presentation currency of Athletics NSW Limited is Australian dollars.

1 Basis of Preparation

The financial statements are general purpose financial statements that have been prepared in accordance with the Australian Accounting Standards - Reduced Disclosure Requirements, Australian Accounting Interpretations, other authoritative pronouncements of the Australian Accounting Standards Board and the *Corporations Act 2001*.

2 Summary of Significant Accounting Policies

(a) Income Tax

The Company is exempt from income tax under Division 50 of the *Income Tax Assessment Act 1997*.

(b) Leases

Lease payments for operating leases, where substantially all of the risks and benefits remain with the lessor, are charged as expenses on a straight-line basis over the life of the lease term.

Lease incentives under operating leases are recognised as a liability and amortised on a straight-line basis over the life of the lease term.

(c) Revenue and other income

Revenue is recognised when the amount of the revenue can be measured reliably, it is probable that economic benefits associated with the transaction will flow to the Company and specific criteria relating to the type of revenue as noted below, has been satisfied.

Revenue is measured at the fair value of the consideration received or receivable and is presented net of returns, discounts and rebates.

All revenue is stated net of the amount of goods and services tax (GST).

Sale of goods

Revenue is recognised on transfer of goods to the customer as this is deemed to be the point in time when risks and rewards are transferred and there is no longer any ownership or effective control over the goods.

Grant revenue

Government grants are recognised at fair value where there is reasonable assurance that the grant will be received and all grant conditions will be met. Grants relating to expense items are recognised as income over the periods necessary to match the grant to the costs they are compensating. Grants relating to future activities are credited to deferred income at fair value and subsequently credited to income over the expected period of the grant, on a straight-line basis.

Interest revenue

Interest is recognised using the effective interest method.

Athletics NSW Limited

ABN 11 330 775 869

Notes to the Financial Statements For the Year Ended 31 March 2015

2 Summary of Significant Accounting Policies continued

(c) Revenue and other income continued

Rendering of services

Revenue in relation to rendering of services is recognised depending on whether the outcome of the services can be estimated reliably. If the outcome can be estimated reliably then the stage of completion of the services is used to determine the appropriate level of revenue to be recognised in the period.

If the outcome cannot be reliably estimated then revenue is recognised to the extent of expenses recognised that are recoverable.

(d) Goods and Services Tax (GST)

Revenue, expenses and assets are recognised net of the amount of goods and services tax (GST), except where the amount of GST incurred is not recoverable from the Australian Taxation Office (ATO).

Receivables and payable are stated inclusive of GST.

The net amount of GST recoverable from, or payable to, the ATO is included as part of receivables or payables in the statement of financial position.

Cash flows in the statement of cash flows are included on a gross basis and the GST component of cash flows arising from investing and financing activities which is recoverable from, or payable to, the taxation authority is classified as operating cash flows.

(e) Inventories

Inventories are measured at the lower of cost and net realisable value. Cost of inventory is determined using the first-in-first-out basis and is net of any rebates and discounts received.

Net realisable value is the estimated selling price in the ordinary course of business, less the estimated costs of completion and the costs necessary to make the sale. Net realisable value is estimated using the most reliable evidence available at the reporting date and inventory is written down through an obsolescence provision if necessary.

Athletics NSW Limited

ABN 11 330 775 869

Notes to the Financial Statements

For the Year Ended 31 March 2015

2 Summary of Significant Accounting Policies continued

(f) Property, Plant and Equipment

Each class of property, plant and equipment is carried at cost or fair value less, where applicable, any accumulated depreciation and impairment of losses.

Where the cost model is used, the asset is carried at its cost less any accumulated depreciation and any impairment losses. Costs include purchase price, other directly attributable costs and the initial estimate of the costs of dismantling and restoring the asset, where applicable.

Plant and equipment

Plant and equipment are measured using the cost model.

Depreciation

Property, plant and equipment, excluding freehold land, is depreciated on a straight-line basis over the assets useful life to the Company, commencing when the asset is ready for use.

Leased assets and leasehold improvements are amortised over the shorter of either the unexpired period of the lease or their estimated useful life.

The depreciation rates used for each class of depreciable asset are shown below:

Fixed asset class	Depreciation rate
Motor Vehicles	15 - 22.5%
Office Equipment	33%
Computer Equipment	33%
Sporting Equipment	33%

At the end of each annual reporting period, the depreciation method, useful life and residual value of each asset is reviewed. Any revisions are accounted for prospectively as a change in estimate.

(g) Employee benefits

Provision is made for the Company's liability for employee benefits arising from services rendered by employees to the end of the reporting period. Employee benefits that are expected to be wholly settled within one year have been measured at the amounts expected to be paid when the liability is settled.

Employee benefits expected to be settled more than twelve months after the end of the reporting period have been measured at the present value of the estimated future cash outflows to be made for those benefits. In determining the liability, consideration is given to employee wage increases and the probability that the employee may satisfy vesting requirements. Cashflows are discounted using market yields on national government bonds with terms to maturity that match the expected timing of cashflows. Changes in the measurement of the liability are recognised in profit or loss.

Employee benefits are presented as current liabilities in the statement of financial position if the Company does not have an unconditional right to defer settlement of the liability for at least 12 months after the reporting date regardless of the classification of the liability for measurement purposes under AASB 119.

(h) Adoption of new and revised accounting standards

During the current year, the following standards became mandatory and have been adopted retrospectively by the Company:

Athletics NSW Limited

ABN 11 330 775 869

Notes to the Financial Statements For the Year Ended 31 March 2015

2 Summary of Significant Accounting Policies continued

(h) Adoption of new and revised accounting standards continued

- AASB 13 *Fair Value Measurement*
- AASB 119 *Employee Benefits*

The accounting policies have been updated to reflect changes in the recognition and measurement of assets, liabilities, income and expenses and the impact of adoption of these standards is discussed below.

AASB 13 *Fair Value Measurement* does not change what and when assets or liabilities are recorded at fair value. It provides guidance on how to measure assets and liabilities at fair value, including the concept of highest and best use for non-financial assets. AASB 13 has not changed the fair value measurement basis for any assets or liabilities held at fair value, however additional disclosures on the methodology and fair value hierarchy have been included in the financial statements.

AASB 119 *Employee benefits* changes the basis for determining the income or expense relating to defined benefit plans and introduces revised definitions for short-term employee benefits and termination benefits.

The Company reviewed the annual leave liability to determine the level of annual leave which is expected to be paid more than 12 months after the end of the reporting period. Whilst this has been considered to be a long-term employee benefits for the purpose of measuring the leave under AASB 119, the effect of discounting was not considered to be material and therefore has not been performed.

In accordance with the transition provisions in the standard, the comparative figures have been restated.

Athletics NSW Limited

ABN 11 330 775 869

Notes to the Financial Statements For the Year Ended 31 March 2015

3 Revenue and Other Income

Revenue from continuing operations

	2015	2014
	\$	\$
Sales revenue		
- sale of goods	132,708	101,752
- Fee income	1,320,273	1,229,958
	<u>1,452,981</u>	<u>1,331,710</u>
- Interest received	27,506	24,906
Other revenue		
- Grants	148,650	190,772
- Sponsorships	63,755	82,909
	<u>239,911</u>	<u>298,587</u>
Total Revenue	<u><u>1,692,892</u></u>	<u><u>1,630,297</u></u>

4 Result for the Year

The result for the year includes the following specific expenses:

Catering and presentations	109,377	69,486
Contractors and consultants	80,404	51,115
Ground hire	100,527	86,396
Officials expenses	118,541	115,235
Travel expenses	123,662	165,313

5 Cash and cash equivalents

Cash at bank and in hand	698,488	571,066
Short-term bank deposits	359,128	355,943
	<u>1,057,616</u>	<u>927,009</u>

6 Trade and other receivables

CURRENT		
Trade receivables	111,842	164,966
Venue hire bonds	-	945
Other receivables	202	202
Total current trade and other receivables	<u><u>112,044</u></u>	<u><u>166,113</u></u>

Athletics NSW Limited

ABN 11 330 775 869

Notes to the Financial Statements For the Year Ended 31 March 2015

7 Other non-financial assets

	2015	2014
	\$	\$
CURRENT		
Prepayments	3,410	4,060
Accrued income	4,472	4,641
	<u>7,882</u>	<u>8,701</u>

8 Tax

(a) Current Tax Asset		
GST receivable	3,609	1,072
Provision for FBT	1,651	2,371
Current tax receivable	<u>5,260</u>	<u>3,443</u>
(b) Current Tax Liability		
GST payable	-	400
Current tax liabilities	<u>-</u>	<u>400</u>

9 Property, plant and equipment

PLANT AND EQUIPMENT		
Motor vehicles		
At cost	136,088	134,605
Accumulated depreciation	(38,576)	(70,910)
Total motor vehicles	<u>97,512</u>	<u>63,695</u>
Office equipment		
At cost	16,497	14,497
Accumulated depreciation	(13,486)	(11,920)
Total office equipment	<u>3,011</u>	<u>2,577</u>
Computer equipment		
At cost	30,377	25,683
Accumulated depreciation	(24,711)	(21,365)
Total computer equipment	<u>5,666</u>	<u>4,318</u>
Sporting Equipment		
At cost	208,319	175,619
Accumulated depreciation	(177,018)	(168,372)
Total sporting equipment	<u>31,301</u>	<u>7,247</u>
Total plant and equipment	<u>137,490</u>	<u>77,837</u>

Athletics NSW Limited

ABN 11 330 775 869

Notes to the Financial Statements For the Year Ended 31 March 2015

10 Trade and other payables

	2015	2014
	\$	\$
CURRENT		
Trade payables	116,308	136,565
Venue hire bonds	100	-
Employee benefits	3,730	1,092
Sundry payables	896	(1,173)
Accrued expense	159,846	96,802
	<u>280,880</u>	<u>233,286</u>

11 Leasing Commitments

Operating leases

Minimum lease payments under non-cancellable operating leases:

- not later than one year	3,948	3,948
- between one year and five years	2,632	6,580
	<u>6,580</u>	<u>10,528</u>

An operating lease is in place for a photocopier machine and normally has a term of 5 years. The lease has terms of renewal but no purchase option or escalation clauses. Renewals are at the option of the entity holding the lease.

12 Members' Guarantee

The Company is incorporated under the *Corporations Act 2001* and is a Company limited by guarantee. If the Company is wound up, the Constitution states that each member is required to contribute a maximum of \$ 50 each towards meeting any outstandings and obligations of the Company. At 31 March 2015, the number of members was 80 (2014: 80).

13 Funds held in Trust

In 1989, the committee responsible for the administration of the Athletes Games Trust transferred responsibility for the administration of the fund to the entity on the basis that monies are invested to provide income and that donations are made to Olympic and Commonwealth Games Appeals when required and when NSW athletes have been selected as competitors.

In 2000, the company accepted management of the Centenary Trust. The Centenary Trust was established in 1988 to earn income to be used in the establishment of grants, scholarships and awards to specifically develop and nurture athletics talents in NSW.

The total funds held in the trust as at 31 March 2015 in the Centenary Trust amounted to \$132,166 (2014: \$138,585)

The totals funds held in the trust as at 31 March 2015 in the Athletics Games Trust amounted to \$12,718 (2014:\$12,718).

Athletics NSW Limited

ABN 11 330 775 869

Notes to the Financial Statements For the Year Ended 31 March 2015

14 Cash Flow Information

Reconciliation of net income to net cash provided by operating activities:

	2015	2014
	\$	\$
Profit for the year	19,249	33,364
Non-cash flows in profit:		
- depreciation	37,416	35,087
- net gain on disposal of property, plant and equipment	(8,710)	-
Changes in assets and liabilities:		
- (increase)/decrease in trade and other receivables	54,070	(51,709)
- (increase)/decrease in prepayments	651	13,616
- (increase)/decrease in inventories	(17,199)	12,092
- (increase)/decrease in current tax receivable	(1,817)	842
- (increase)/decrease in other assets	166	1,159
- increase/(decrease) in income in advance	62,115	70,593
- increase/(decrease) in trade and other payables	47,594	(22,030)
- increase/(decrease) in current tax payable	(400)	12,305
- increase/(decrease) in employee benefits	25,831	21,031
Cashflow from operations	<u>218,966</u>	<u>126,350</u>

Athletics NSW Limited


ABN 11 330 775 869

Directors' Declaration

The directors of the Company declare that:

1. The financial statements and notes, as set out on pages 6 to 17, are in accordance with the Corporations Act 2001 and:
 - a. comply with Accounting Standards - Reduced Disclosure Requirements; and
 - b. give a true and fair view of the financial position as at 31 March 2015 and of the performance for the year ended on that date of the Company.
2. In the directors' opinion, there are reasonable grounds to believe that the Company will be able to pay its debts as and when they become due and payable.

This declaration is made in accordance with a resolution of the Board of Directors.

Director

Sean Scarron

Director

Greg Peasgood

Dated this 15th day of July 2015

Athletics NSW Limited

ABN 11 330 775 869

Independent Audit Report to the members of Athletics NSW Limited

Report on the Financial Report

We have audited the accompanying financial report of Athletics NSW Limited, which comprises the statement of financial position as at 31 March 2015, the statement of profit or loss and other comprehensive income, statement of changes in equity and statement of cash flows for the year then ended, notes comprising a summary of significant accounting policies and other explanatory information, and the directors' declaration.

Directors' Responsibility for the Financial Report

The directors of the Company are responsible for the preparation of the financial report that gives a true and fair view in accordance with Australian Accounting Standards - Reduced Disclosure Requirements and the *Corporations Act 2001* and for such internal control as the directors determine is necessary to enable the preparation of the financial report that gives a true and fair view and is free from material misstatement, whether due to fraud or error.

Auditor's Responsibility

Our responsibility is to express an opinion on the financial report based on our audit. We conducted our audit in accordance with Australian Auditing Standards. Those standards require that we comply with relevant ethical requirements relating to audit engagements and plan and perform the audit to obtain reasonable assurance about whether the financial report is free from material misstatement.

An audit involves performing procedures to obtain audit evidence about the amounts and disclosures in the financial report. The procedures selected depend on the auditor's judgement, including the assessment of the risks of material misstatement of the financial report, whether due to fraud or error. In making those risk assessments, the auditor considers internal control relevant to the Company's preparation of the financial report that gives a true and fair view in order to design audit procedures that are appropriate in the circumstances, but not for the purpose of expressing an opinion on the effectiveness of the Company's internal control. An audit also includes evaluating the appropriateness of accounting policies used and the reasonableness of accounting estimates made by the directors, as well as evaluating the overall presentation of the financial report.

We believe that the audit evidence we have obtained is sufficient and appropriate to provide a basis for our audit opinion.

Level 12, 222 Pitt Street
Sydney NSW 2000

POSTAL ADDRESS
PO Box Q819 QVB NSW 1230

TELEPHONE +61 2 9264 5400

FACSIMILE +61 2 9264 9294

EMAIL office@dfkiv.com.au

www.dfkiv.com.au

We make it happen!



A member firm of DFK International a worldwide association of independent accounting firms and business advisers

Liability Limited by a scheme approved under Professional Standards Legislation

**Athletics NSW Limited**

ABN 11 330 775 869

Independent Audit Report to the members of Athletics NSW Limited
Independence

In conducting our audit, we have complied with the independence requirements of the *Corporations Act 2001*. We confirm that the independence declaration required by the *Corporations Act 2001*, which has been given to the directors of Athletics NSW Limited, would be in the same terms if given to the directors as at the time of this auditor's report.

Opinion

In our opinion the financial report of Athletics NSW Limited is in accordance with the *Corporations Act 2001*, including:

- (a) giving a true and fair view of the Company's financial position as at 31 March 2015 and of its performance for the year ended on that date; and
- (b) complying with Australian Accounting Standards - Reduced Disclosure Requirements and the *Corporations Regulations 2001*.

DFK Laurence Varnay

Steven Heller
Partner

Sydney

20 July 2015

We make it happen!

A member firm of DFK International a worldwide association of independent accounting firms and business advisers

Liability Limited by a scheme approved under Professional Standards Legislation

Level 12, 222 Pitt Street
Sydney NSW 2000

POSTAL ADDRESS

PO Box Q819 QVB NSW 1230

TELEPHONE +61 2 9264 5400

FACSIMILE +61 2 9264 9294

EMAIL office@dfklv.com.auwww.dfklv.com.au

Athletics NSW Limited

ABN 11 330 775 869

For the Year Ended 31 March 2015

Disclaimer

The additional financial data presented on pages 22-23 is in accordance with the books and records of the Company which have been subjected to the auditing procedures applied in our statutory audit of the Company for the year ended 31 March 2015. It will be appreciated that our statutory audit did not cover all details of the additional financial data. Accordingly, we do not express an opinion on such financial data and we give no warranty of accuracy or reliability in respect of the data provided. Neither the firm nor any member or employee of the firm undertakes responsibility in any way whatsoever to any person (other than Athletics NSW Limited) in respect of such data, including any errors of omissions therein however caused.

DFK Laurence Varnay



.....
Steven Heller
Partner

Sydney

20 July 2015

We make it happen!



A member firm of DFK International a worldwide association of independent accounting firms and business advisers

Liability Limited by a scheme approved under Professional Standards Legislation

Level 12, 222 Pitt Street
Sydney NSW 2000

POSTAL ADDRESS
PO Box Q819 QVB NSW 1230

TELEPHONE +61 2 9264 5400

FACSIMILE +61 2 9264 9294

EMAIL office@dfkiv.com.au

www.dfkiv.com.au

Athletics NSW Limited

ABN 11 330 775 869

For the Year Ended 31 March 2015

Detailed Profit and Loss Statement

	2015	2014
	\$	\$
Income		
Fee income	1,320,273	1,229,958
Sale of goods	132,708	101,752
Grants	148,650	190,772
Sponsorships	63,755	82,909
Interest income	27,506	24,906
Total income	1,692,892	1,630,297
Less: Expenses		
AA Entry fee	26,436	23,764
Accounting fees	7,634	7,500
Bad debts	4,374	389
Bank charges	16,945	24,227
Board meeting expenses	4,865	4,923
Catering and presentations	109,377	69,486
Cleaning	2,337	2,279
Coaches/Presenters	23,749	33,910
Consulting and professional fees	82,404	56,460
Cost of sales	112,998	87,288
Depreciation	37,416	35,087
Filing fees	-	350
Ground hire	100,527	86,396
Infrastructure for competitions	9,356	9,933
Insurance	25,071	21,465
IT Expenses	273	6,324
Lease rentals on operating lease	3,948	3,948
Leave pay	25,831	21,031
Marketing & Promotion	20,097	24,862
Medical supplies	18,971	19,806
Motor vehicle expenses	21,189	20,558
Officials expenses	118,541	115,235
Other employee costs	13,636	16,093
Outfittings	4,500	2,089
Postage	6,749	7,839
Printing and stationery	15,980	17,472
Prize Money	10,900	6,050
Registration fees	15,753	4,250
Repairs and maintenance	3,924	4,785
Resources	11,775	4,690
Salaries	562,749	548,414
Staff training	3,049	4,121
Subscriptions	2,630	3,606
Sundry expenses	60,441	64,942
Superannuation contributions	53,029	52,330
Telephone and fax	21,237	19,718
Travel expenses	123,662	165,313


Athletics NSW Limited

ABN 11 330 775 869

For the Year Ended 31 March 2015

Detailed Profit and Loss Statement

	2015	2014
	\$	\$
Total Expenses	1,682,353	1,596,933
Gain on disposal of assets	8,710	-
Profit before income tax	19,249	33,364



MEMBERSHIP AND CLUBS

REGISTRATION

The total registration number at the time of writing for the 2014-2015 season, which continues until 30 September, is 10,122. At the same time last year there were 7,614 members which shows an increase of 2,508 athletes or 33%. The break down into metropolitan/country is 6,073 metropolitan club members and 4,049 country club members. This is an increase from 4,758 and 2,856 respectively compared to last year. Growth in registrations has come predominately from three major registration categories - Community Athlete, Dual Registrations and the new RunNSW membership.

NEW CLUBS

Athletics NSW has actively recruited a number of new clubs. These include Byron Bay Runners, Orange Runners, Woodstock Runners, Newcastle Runners, the NSW Professional Track League and Newcastle XC.

These clubs have strong robust structures and memberships. Their affiliation allows ANSW to promote the advantages of full membership and ANSW events to over 2,000 runners. ANSW has developed and tailored its membership products to ensure it is relevant to the growing recreational running market. ANSW has also tailored its affiliation process to include and encourage recreational running clubs to become affiliated and enjoy the benefits of being a registered Club. Other important initiatives over the year which have contributed to the affiliation of these recreational running groups and which reflect a willingness for ANSW to grow with the developing recreational running markets was the introduction of two community running events on the athletic track - RunNSW 3km (November) and RunNSW 5km (February). These two events complemented the existing event offerings across NSW that fall under the RunNSW series.

RUNNSW MEMBERSHIP

Athletics NSW has rebranded the Winter membership to become known as the RunNSW membership. This was to ensure ANSW memberships remain relevant and are seen as a valuable proposition particularly for new markets in the recreational segments. The membership price has remained the same but a number of additional benefits have been included that are relevant to the recreational runner.

The RunNSW membership will also allow ANSW clubs to maximise opportunities to sign new members and provide products that are relevant for today's changing running market. Acquiring new members and staying relevant to the expanding recreational running market is one of our biggest challenges, and by implementing a membership that is tailored to attract the growing recreational and social market we can achieve higher levels of growth.

At present there are 1,574 registered members over the winter. At the same time last year there were 880. This represents an increase of 694 members. This is expected to continue to grow and shows the popularity of the RunNSW membership.

DUAL REGISTRATION

Dual registration has seen significant growth this year, up nearly 25% to 2018 members. Traditional drivers of this membership category - athletes and parents wanting to transition from Little Athletics to ANSW and the NSW Junior Championships - have this year been augmented by an increased focus on the winter season and the benefits that participation in the winter program can bring to the dual aged athlete. The figure quoted is "at time of writing" and projected growth means this will reach 2,100 by the end of the season. The branding of the 2.5km event at the Sydney 10 as the "Little Athletics 2.5km" is a key strategy for engaging with the dual aged segment and is yet another example of the co-operation being fostered between the two associations.

2015 ROAD SHOW OVERVIEW

Due to the success of the Road Show in 2014 Athletics NSW will be conducting the 2015 Road Show throughout metropolitan and regional areas in NSW with an exciting new element. The Road Show will be jointly run by ANSW and Little Athletics NSW and will be referred to as "The Athletics Road Show". The Roadshow will include the following services, clinics and learning opportunities:

- Coach accreditation courses
- C level official's qualifications
- Club management practices
- Assistance with database management and marketing skills
- Local club and school engagement
- Super clinics and training for local athletes

ATHLETICS NSW AND LITTLE ATHLETICS NSW

NSW is to be the first state in Australia to have a major combined athletics development project. This will strengthen the links between Little Athletics NSW centres and senior athletics clubs and allow the clubs and Little Athletics centres to maximise their resources and capitalise on participation within their areas. This is also an important step to ensure the sport can compete with other sports, and will assist in facilitating a seamless and transparent pathway from junior athletics to open age athletics.

James Matthews

Membership and Club Manager

MEMBERSHIP STATISTICS

The Table below provides a break down of all registration categories.

COMPARISON OF REGISTRATIONS - RENEWALS IN DIFFERENT REGISTRATION CATEGORIES

2013-2014 Full Season	FULL ATHLETES	ASSOCIATES		TECHNICAL OFFICIALS (AA Accredited)	TOTAL (EX COMMUNITY ATHLETE)	COMMUNITY ATHLETES		TOTAL
		(Club Athletes)	(Club Officials & Coaches)			Club	ANSW	
Members	4693	97	99	145	5034	1836	1550	8420
% Renewals 1	63%	54%	78%	77%	64%	37%	10%	
% Renewals 2	67%	58%	86%	83%	68%	38%	11%	
% Renewals 3	68%	61%	86%	83%	69%	38%	13%	

Note: For the 2013-2014 full season (Community Athletes - Club are associated with a club. Community Athletes - ANSW are independent.)

2012-2013 Full Season	FULL ATHLETES	ASSOCIATES		TECHNICAL OFFICIALS (AA Accredited)	TOTAL (EX COMMUNITY ATHLETE)	COMMUNITY ATHLETES		TOTAL
		(Club Athletes)	(Club Officials & Coaches)					
Members	4765	134	123	135	5157	1910		7067
% Renewals 1	61%	49%	82%	84%	62%	7%		
% Renewals 2	65%	59%	86%	90%	66%	9%		
% Renewals 3	66%	61%	88%	92%	67%	11%		

2011-2012 Full Season	FULL ATHLETES	ASSOCIATES		TECHNICAL OFFICIALS (AA Accredited)	TOTAL
		(Club Athletes)	(Club Officials and Coaches)		
Members	4494	270	128	138	5030
% Renewals 1	62%	52%	84%	84%	63%
% Renewals 2	66%	59%	87%	88%	67%
% Renewals 3	66%	61%	88%	90%	67%

2010-2011 Full Season	FULL ATHLETES	ASSOCIATES		TECHNICAL OFFICIALS (AA Accredited)	TOTAL
		(Club Athletes)	(Club Officials and Coaches)		
Members	4383	268	130	147	4928
% Renewals 1	63%	54%	81%	84%	63%
% Renewals 2	64%	54%	81%	86%	65%
% Renewals 3	67%	60%	86%	86%	67%

Renewal 1 = member was registered in the previous season

Renewal 2 = member was registered in at least one of the two previous seasons

Renewal 3 = member was registered in at least one of the three previous seasons

MEMBERSHIP STATISTICS

This table is a summary of competing athletes by age and doesn't include those registered as officials, coaches or community athletes.

2014-2015 AGE STRUCTURE OF ANSW REGISTERED ATHLETES

AGE GROUP	2014-2015	2013-2014	2013-2014		2012-2013	
	to 31 Mar 2015	to 31 Mar 2014	Full Season	Full Season	Full Season	Full Season
	Total	Total	Female	Male	Total	Total
U12	187	311	220	207	427	420
U14	716	654	372	373	745	778
U16	818	823	447	434	881	810
U18	631	622	307	371	678	730
U20	344	322	142	197	339	358
20-24yrs	317	317	154	194	348	375
25-29yrs	156	158	74	100	174	195
30-34yrs	125	128	55	94	149	155
35-39yrs	90	92	48	70	118	125
40-44yrs	122	151	67	114	181	199
45-49yrs	126	154	76	138	214	221
50-54yrs	133	144	74	123	177	184
55-59yrs	101	88	45	91	136	129
60-64yrs	74	60	24	62	86	90
over 65yrs	109	118	16	121	137	130
TOTAL Athletes	4049	4142	2121	2689	4810	4899

Ages are as at 30th September - the end of the athletic season.

	2014-2015 to 31 March 2015	2013-2014 to 31 March 2014	2013-2014 Full Season		2012-2013 Full Season	
Community Athletes	4396	2417	1626	1760	3386	1910
Officials						
AA Technical Officials	107	138	55	90	145	135
Club Officials	62	69	43	56	99	123
Total Officials	170	207	98	146	244	258
Total Registrations	8614	6766	3845	4595	8440	7067
Dual Registrations	1631	1528	870	790	1660	1680

(Duals included in total athletes above)

MEMBERSHIP STATISTICS

This table compares the first 6 months of the current (2014-2015) season with the corresponding period of the previous (2013-2014) season, and the full 12 months of the previous season (2013-2014) with the full 12 months of the season before (2012-2013)

	2014-2015 to 31 Mar 2015 Total	2013-2014 to 31 Mar 2014 Total	Athletes	2013-2014 Full Season Officials	Total	2012-2013 Full Season Total
METROPOLITAN CLUBS						
Asics Wests Track & Field Club Inc	182	167	194	12	206	186
Athletics East	86	69	86	6	92	99
Athletics NSW Limited	2146	1832	1637	31	1668	943
Balmain Athletics Club	88	46	54		54	32
Bankstown Sports Athletic Club Inc	104	111	167	2	169	163
Old Barker College Athletics Club	6	7	7		7	6
Blacktown City Athletics Club Ltd	21	32	33		33	72
Camden Athletics Club	75	57	57		57	69
Campbelltown Collegians Athletics Club Inc	89	144	129	15	144	217
Cherrybrook Senior & Little Athletics Centre Inc.	96	106	102	5	107	119
Douglas Park Athletics	26	7	6		6	5
Epping District Athletics Club Inc.	8	10	13	3	16	10
Girraween Athletics Club Inc.	68	72	95		95	104
Hills District Athletics Club	188	188	210	11	221	231
Illawong and Districts Senior Athletic Club	132	103	130	2	132	166
Mounties Athletics Club	30	65	65		65	54
Nepean District Athletic Club	142	176	178	5	183	117
NSW Masters Athletics Inc.	32	50	52		52	58
Parramatta City Track & Field Athletic Club	76	99	102		102	106
Randwick Botany Harriers Athletics Club	115	127	128	23	151	153
Ryde Athletics Centre Inc	156	169	161	8	169	179
Smithfield Athletics Inc	0	0	0		0	7
South Sydney Athletics	37	39	39	3	42	45
St Josephs College Athletics Club	4	15	15		15	13
St. George District Athletic Club Inc.	134	141	206	7	213	205
Sutherland District Athletics Club	88	56	155	6	161	179
Sydney Pacific Athletic Club Ltd	174	151	149	6	155	139
Sydney Striders Road Runners Club Inc.	89	54	759		759	686
Sydney University Athletics Club	130	118	144	2	146	139
The Scots College Athletics Club	48	38	37		37	30
Trinity Athletics Club	85	65	66	2	68	33
U.T.S. Northern Suburbs Athletic Club Inc.	369	350	363	18	381	415
University of New South Wales Athletics Club	9	9	10		10	12
Westfields Athletics Club Inc.	72	85	84	5	89	61
Woodstock Runners	7	0	1	1	2	0
COUNTRY CLUBS						
<i>Blue Mountains Region</i>						
Bathurst Athletic Club Inc.	5	7	7		7	15
Blue Mountains Athletics	47	42	42		42	81
<i>Central Coast Region</i>						
Gosford Athletics Inc.	22	3	5		5	18
Mingara Athletics Club Inc.	125	134	148	7	155	157
Toukley Athletics Club	10	9	8	1	9	2
Wyong Athletics Centre Inc	35	50	45	8	53	53

MEMBERSHIP STATISTICS

	2014-2015 to 31 Mar 2015 Total	2013-2014 to 31 Mar 2014 Total	Athletes	2013-2014 Full Season Officials	Total	2012-2013 Full Season Total
COUNTRY CLUBS						
<i>Newcastle Hunter Region</i>						
Aberdeen Senior & Little Athletics Centre Inc.	1	1	1		1	1
Adamstown New Lambton Athletics Club	87	73	74	1	75	0
Cessnock Athletics Centre Inc	6	7	8		8	5
East Lakes Athletic Centre Inc.	2	8	8		8	9
Edgeworth and Districts LA Centre Inc	21	5	5	1	6	30
Forster Athletics Club	74	47	47	5	52	53
Kotara South Amateur Athletics Club	4	158	155	5	160	130
Macquarie Hunter Athletics	71	48	58	4	62	106
Maitland Senior and Little Athletic Club Inc.	10	21	20	1	21	24
Muswellbrook Athletic Club	1	1	1		1	1
Newcastle Cross Country	0	0	258		258	0
Newcastle Runners Incorporated	449	67	102		102	0
Newcastle Veterans Athletics Club	52	52	67		67	79
Port Stephens Athletics Club	2	4	4		4	1
Raymond Terrace Athletic Centre Inc.	283	16	16		16	25
Scone Athletics Club	114	0	0		0	10
Singleton Track and Field Club	43	64	64		64	21
Southlakes Athletics Centre	17	1	2		2	54
Wallsend RSL Athletic Club	111	74	76	1	77	117
Westlakes Athletic Club Inc.	71	26	34	1	35	51
Woodberry & Districts Athletic Centre Inc	14	16	10	7	17	37
<i>North Coast Region</i>						
Ballina Athletics Club Inc	0	0	0		0	1
Brunswick Byron Athletics Club	0	0	0		0	1
Byron Bay Road Runners	20					
Coffs Harbour Track and Field	21	17	18		18	25
Grafton Athletics Club Inc.	4	7	7		7	3
Nambucca District Senior Athletics Club	14	4	4		4	14
Stuarts Point & District Little Athletics Centre & Seniors Inc	0	9	7	2	9	11
Woolgoolga Athletic Club Inc	17	23	25	3	28	29
<i>North West Region</i>						
Armidale Athletics Club	457	465	487	1	488	21
Athletics Glen Innes Incorporated	7	6	6	2	8	18
Tamworth Athletics Club	2	3	3		3	4
<i>Riverina Region</i>						
Griffith & District Athletics Club	0	0	0		0	1
Koorimal -Wagga Athletics Club Inc.	11	11	12		12	21
<i>South Coast Region</i>						
Athletics Wollongong Inc.	121	140	144	2	146	133
Goulburn Athletics Club	286	3	2	1	3	9
Illawarra Blue Stars Athletic Club Inc	77	92	94	6	100	114
Kembla Joggers Inc.	59	75	121	2	123	107
Nowra Athletics Club	163	210	338	10	348	408
<i>Western Region</i>						
Cobar Athletics Club	1	2	2		2	2
Dubbo Athletics Club Inc.	13	7	7		7	10
Orange Runners Club	552	0	0		0	0
Wellington Athletics Inc	0	0	0		0	2
TOTAL country+metropolitan	8614	6766	8176	244	8420	7067
Metropolitan Club Total	5112	4758	5634	173	5807	5053
Country Club Total	3502	2008	2542	71	2613	2014

COMPETITION

The Athletics NSW competition program continued to provide the full range of events across the year. Event success and key performance indicators look at participation statistics, athlete results, financial sustainability, ANSW observations and member feedback.

In terms of competition participation the 2014/15 season was a success.

Participation at NSW championship level summer competitions increased by 10% from the 2013/14 season to the 2014/15 season. Every summer championship event experienced an increase in participation. Significant growth occurred in the NSW All Schools Championships, NSW Junior Championships and the NSW 5000m Championships.

In the 2014 Kings Sports Store Treloar Shield, total participation increased by a small margin of 1.2%. There was however a more significant increase in the number of ANSW members that participated at least once in the Treloar Shield. This figure rose from 1,422 members in 2013 to 1,589 in 2014 representing a growth of 11.7%.

Participation in the 2014 Winter Series increased by more than 3.5%. Much of this growth can be attributed to the increased popularity of our flagship winter event, the Sydney:10. In 2014 there was an 18% increase in participation from 2013.


In terms of athlete results the 2014/15 season showed strong results in performances, including;

- 8 NSW athletes qualified for the 2015 IAAF World Track and Field Championships in Beijing, China.
- 7 NSW athletes qualified for the 2015 IAAF World Youth Track and Field Championships in Cali, Colombia.
- 11 NSW athletes qualified for the 2015 IAAF World Relay Championships in Nassau, Bahamas.
- 16 NSW athletes qualified for the 2015 World University Games in Gwangju, South Korea.
- 10 NSW athletes qualified for the 2015 Commonwealth Youth Games in Apia, Samoa.
- 12 open state records were broken
- 12 junior state records were broken
- 68 masters state records were broken

It is encouraging that the competitions provided in NSW were able to assist these athletes in obtaining their goals. Many of the athletes selected were regular competitors at our meets and were able to achieve records and qualifying performances for national and international competitions.

The competition delivered in 2014/15 also succeeded in ensuring financial sustainability of our events.

The financial success of a competition is linked with athlete participation. As outlined above, the participation trend is increasing thereby countering the increasing costs of competition provision. The Treloar Shield (formally the Club Premiership) and Allcomers competitions had a \$5 entry fee for a number of years.



Based on the previous year's participation rate, it was not sustainable to continue to offer the \$5 rate to our members. Costs including venue and equipment hire, officials catering and administration costs have continued to increase over the past decade. To absorb the increase in costs to the Association, the online entry fee for the Treloar Shield and Allcomers was increased to \$7.50. This fee increase did not have a negative effect on participation, suggesting that the price remained value for money.

The increase in participation, small increase in entry fee, new and continuing relationships with sponsors, effective negotiating with suppliers and prudent spending by the Association has resulted in the financial targets for 2014/15 competitions being met.

In terms of ANSW observations and member feedback the success of the 2014/15 season is difficult to assess and quantify. The central focus from competition management is to provide competition opportunities that meet our member needs and expectations. This is challenging for ANSW as every athlete is unique and so there can be great variances in what an athlete needs and expects. Instead of meeting a minimum standard however, ANSW is focused on raising the quality of our competitions so that a greater percentage of members are having their needs met. Some key initiatives for 2014/15 included:

- The Illawarra Track Classic was launched in January 2015. The event featured the NSW 1 Mile Championships and the NSW 60m Championships. This initiative was developed with the support of the Illawarra Blue Stars club with ambitions to rival the Hunter Track Classic held in the Newcastle region each year. Athlete and spectator attendance was promising and a solid foundation has been set for future events.
- The NSW Club Championships were held over a single weekend and incorporated the NSW Combined Event Championships and NSW 10,000m Walk Championships. To hold the Club Championships over a single weekend follows suit with all multi day NSW Championships which are all held over consecutive days. To amalgamate the NSW Combined Event Championships and NSW 10,000m Walk Championships is a productive use of resources and provides an enhanced club atmosphere for attendees.
- The 2015 NSW Junior Championships were altered to better align with the format of the Australian Junior Championships. For the first time the U15 and U17 age group categories were added which saw a more even distribution of teenagers representing NSW at the next level. Para-Athlete events were also added to the Championships demonstrating our continued growth in the provision of competition for athletes with a disability.
- At the non-championship meets including the Treloar Shield and NSW Allcomers, field event athletes were exempt from reporting to athlete check in 60 minutes prior to their event commencing. ANSW continues to strive for a more streamlined athlete check in process.
- The timetables for the Treloar Shield were improved to a championship standard. Each race and each field event had a specific start time. In previous seasons this was not the case and athletes had to approximate when their race was likely to commence. The timetable improvement allowed for athletes to perform their event with a superior preparation.
- The Hour of Power was introduced at the NSW Open Championships. This initiative highlighted feature events on the Saturday night with an enhanced meet presentation.



COMPETITION

CONTINUED

- The 2014 Sydney:10 included the Australian 10km Road Race Championships. A change in course design had the race finish inside the Sydney Olympic Park Athletic Centre and a section of the previous course was removed (Holker Street). The benefits of this alteration include a faster course, grandstand finish for athletes and spectator enjoyment and convenience, and use of the venue facilities for athletes, spectators, medical personnel, officials, and staff.
- The MyTAG was launched for the 2014 NSW Winter Series. A MyTAG is a timing device purchased and owned by an ANSW member to wear during out of stadia races in the winter. Athletes who enter an event online and have their MyTAG on their shoe are not required to report to athlete check-in 45 minutes prior to the scheduled race start time. Runners with a MyTAG can simply report to the start area at the scheduled race start time.

These initiatives have been met with positive responses from members. While competition management strive for excellence, there is always room for improvement and we appreciate the advice provided by athletes, officials, coaches and club administrators. It is pleasing that there is a real passion for the sport and everyone has a shared objective of making the sport better.

ACKNOWLEDGEMENTS

The Competition Advisory Panel and Winter Harriers who have provided direction and guidance for the planning and delivery of competition for 2014-2015.

The dedicated technical officials whose expertise, professionalism and generosity is paramount to the success of each competition.

All ANSW staff especially the former Operations Manager Hanri Delanty, current Assistant Competition Manager Matt Lynch and NSW Development Manager Scott Westcott.

The clubs and organisations that have co-hosted successful ANSW competitions including:

- Illawarra Blue Stars – Illawarra Track Classic
- Illawong & Districts Athletics Club – NSW Treloar Shield, ANSW Permit Meet, NSW Cross Country Relay Championships
- Bankstown Sports Athletics Club – NSW Treloar Shield and Bankstown Invitational
- Campbelltown Collegians Athletics Club – NSW Treloar Shield and ANSW Permit Meets
- NSW Masters Association – NSW State Masters Championships
- Gold Seekers Orienteering Club – NSW Mountain Running Championships
- St George & Districts Athletics Club – NSW Novice Championships
- Sydney Striders Athletics Club – Sydney:10
- NSW Racewalking Club – NSW Team Walks and NSW Long Walks Championships
- Nowra Athletics Club – NSW Cross Country Championships
- Regal Racewalkers – NSW Short Walks Championships
- Mingara Athletics Club – NSW Road Relay Championships
- West Met – NSW Short Course Cross Country Championships

- Western Districts Joggers & Harriers – NSW Half Marathon Championships
- Sydney Running Festival – NSW Marathon Championships
- H-Events – Fernleigh15

Thank you to all those involved including the clubs mentioned and to all volunteers, officials and athletes that have contributed to the success of the 2014/15 season.

Brent Hayward
Competition Manager



RECORDS

NSW RECORDS SET DURING 2014-2015 SEASON

The following records were adopted during the 2014-2015 season and are correct as at 26 April 2015.

David Tarbotton

Records Officer

EVENT/AGE	PERFORMANCE	DATE	NAME (DOB, CLUB)
FEMALE			
1,000 METRES OPEN	2:40.74	22/08/2014	Selma Kajan (91, RBH)
3,000 METRES U16	9:31.80	8/11/2014	Abbey Rockliff (01, SYP)
3,000 METRES U16	9:27.98	11/12/2014	Annabel McDermott (99, UTN)
100 METRES HURDLES OPEN	13.04	7/02/2015	Michelle Jenneke (93, SYU)
100 METRES HURDLES OPEN	12.92	29/03/2015	Michelle Jenneke (93, SYU)
100 METRES HURDLES OPEN	12.82	29/03/2015	Michelle Jenneke (93, SYU)
3,000 METRES STEEPLECHASE OPEN	9:36.01	12/07/2014	Madeline Heiner (87, KEJ)
3,000 METRES STEEPLECHASE OPEN	9:34.01	30/07/2014	Madeline Heiner (87, KEJ)
3,000 METRES STEEPLECHASE OPEN	9:31.03	21/03/2015	Madeline Heiner (87, KEJ)
DISCUS OPEN	67.99m	10/05/2014	Dani Samuels (88, WES)
HAMMER THROW (3KG) U18	70.87m	21/08/2014	Alex Hulley (97, HIL)
HAMMER THROW (3KG) U18	71.14m	6/12/2014	Alex Hulley (97, HIL)
HAMMER THROW (4KG) U20	62.88m	10/01/2015	Alex Hulley (97, HIL)
HAMMER THROW (4KG) U20	63.65m	26/01/2015	Alex Hulley (97, HIL)
TRIPLE JUMP U16	12.62m	6/12/2014	Jasmine Fountas (99, SOS)
MALE			
100 METRES U18	10.47	1/11/2014	Rohan Browning (97, TRI)
110 METRES HURDLES OPEN	13.52	7/03/2015	Nick Hough (93, SYU)
110 METRES HURDLES OPEN	13.42	29/03/2015	Nick Hough (93, SYU)
POLE VAULT U20	5.26m	19/06/2014	Jack Hicking (95, BAN)
POLE VAULT OPEN	5.26m	19/06/2014	Jack Hicking (95, BAN)
POLE VAULT U20	5.40m	26/07/2014	Jack Hicking (95, BAN)
POLE VAULT OPEN	5.40m	26/07/2014	Jack Hicking (95, BAN)
HAMMER THROW (6KG) U20	69.08m	14/3/2015	Costa Kousparis (96, HIL)
JAVELIN U20	75.45m	28/02/2015	Rhys Stein (96, ASW)



OFFICIALS

Athletics NSW has an exemplary group of technical officials. The team is comprised of a diverse group of people, including highly qualified officials, new officials and those who still compete. They are dedicated to the sport of athletics and attend not only to adjudicate but also to ensure that athletes are provided with the best possible experience. There are more than 100 registered officials who regularly attend and participate in ANSW competitions. There is a great camaraderie within the group with a shared love for the sport. The expertise, professionalism and generosity demonstrated by our officials is vital to the success of each competition.

ANSW invites anyone who is interested in becoming an official. We promote this opportunity by providing a pathway through education, training, and experience for those that want to officiate at the highest level. With the Gold Coast hosting the 2018 Commonwealth Games there is the opportunity for aspiring officials to gain selection for one of Australia's most revered events. We encourage those who are interested in becoming an official to contact ANSW.

Athletics Australia and Little Athletics Australia are currently working together to unify the qualifications, education and training between AA officials and LA officials. The Australian Athletics Officials Education Scheme began four years ago with the co-operation of both Little Athletics Australia and Athletics Australia to provide a seamless, transparent pathway utilising the best practice techniques for officials from grassroots to the international level. This scheme benefits both ANSW and LANSW by removing a significant barrier for officials to officiate for both organisations or to transition from one to the other. It is expected that the pool of officials will grow for both ANSW and LANSW. The transition to the new scheme is set to commence from 1 May 2015. In anticipation ANSW and LANSW have introduced a new official's uniform under a joint banner "Australian Athletics Official".

An Officials Exchange Program between Athletics NSW and Athletics Victoria was initiated allowing three officials from both organizations to travel to the other's State Junior Track and Field Championships in February this year. This is an opportunity for officials from both states to gain valuable experience in officiating in different circumstances and with a variety of officials as they work towards higher qualifications. Congratulations to Ann Grimm, Rob Jones and Katrina Morrow who were the successful ANSW members to partake in the exchange.

A committee of officials named the Officials Advisory Panel (OAP) represents the ANSW officials. The aim of the panel is to facilitate education, accreditation, acquisition, retention, and appointment of officials.

In 2014/15 there were a number of formal exam sessions held in the Hunter area, Sydney Olympic Park, Coffs Harbour, and Campbelltown. The exams offered were B and C level qualifications in Track, Walks, Throws, Jumps, Technical, Administration, and Out of Stadium.

The total figures included: 60 officials attempted C Level exams, 16 participated in the B Level exams and two officials attempted A Level Accreditation. Congratulations to those who received their accreditation, and a special welcome to those who have achieved this for the first time.

ANSW values the contribution of our officials, and it is important we keep providing opportunities and the right programs to recruit and retain officials. ANSW provide a significant number and variety of competitions throughout the year, all of which require the attendance and participation of officials. Our aim is to increase the number of officials available to ensure that all ANSW competitions remain of international standard. We also want to continually develop the new officials so that we can cope with the demand and lessen the burden on our more experienced officials particularly during the peak periods of our season. A subcommittee of the OAP was formed to produce a strategy for implementation. This subcommittee is due to submit the report at the upcoming OAP meeting.

The OAP also appointed a sub-committee who oversee the appointment of all officials to NSW summer and winter competitions, in addition to school carnivals. The committee helps to ensure the quality of officiating at all meets as well as giving new and upcoming officials opportunities to gain more experience at higher levels.

In recognition of the effort and dedication of NSW officials, ANSW has a reward scheme based on the number of competitions an official has attended. The scheme involves three levels, of which the pinnacle level is awarded to those who have officiated at over 25 competitions. Congratulations to the following officials who have reached that level: Marc Ambat, Richard Batterley, Paul Buckley, Ivan Delaney, Neville Fenn, Murray Gaudin, Ann Grimm, Dave Higgins, Peter Higgins, Rob Jones, Graham Kearns, Terry Manns, Geoffrey Martin, Betty Moore, David Morrow, Janet Munro, John Munro, Susan Newton, Garth Pereira, Liz Radley, Jeanette Richter, Ron Richter, Grahame Searles, Lorraine Searles, John Smith, Tony Smyth, Stan Stark, Del Warrick.

On behalf of the athletes, coaches, spectators, the Board of Athletics NSW and the staff, we thank all the officials for your outstanding contribution to our sport of athletics. We endeavour to provide the opportunities and resources to continue making officiating for ANSW a rewarding and enjoyable experience. We look forward to continually working with you to improve our sport and maintain our high standards.

Brent Hayward
Competitions Manager

DEVELOPMENT

The 2014/15 season saw marked growth across a number of events and membership categories. This growth is indicative of not only an expanding "traditional" track and field base, but also an acceptance that athletics can be a much broader church should it choose to redefine itself this way. The Buchanan report touched on a number of athletics sectors that are currently disparate but all offer an athletics product in some way, shape or form. ANSW's long running and positive engagement with Little Athletics NSW continues to bear fruit and this season has seen a marked increase in the products we offer the fun running community.

There are many members of our community that work hard to bring our sport together and help it grow. In a crowded sports market place, athletics will continue to service the traditional heartland of our sport whilst demonstrating benefits and relevance to the social participant.

The challenge remains for all athletes and coaches to acknowledge that track and field forms the basis of all land based sports and proficiency in it will lead to better results in every sport that they participate in.

COACH EDUCATION

Coach numbers remain steady at 1,120 registered and insured coaches. The uptake of courses in the Level 1, Level 2 and Level 2 Event Group remains strong, particularly with the Level 1 qualification that can be used by primary and secondary teachers as well as with the Active After Schools Program. This season saw the introduction of the Level 2: Recreational Running course delivered by Scott Westcott to help service the need of the ever expanding fun running segment of our membership. Early signs are positive with numerous coaches – both traditional track and field and non-athletics coaches gaining their accreditation.

The 2015 year will see the roll out of the Sporting Schools Program across primary schools around the country. The Sporting Schools Program replaces the Active After School Program and seeks to create greater links between the sport that takes place in a school setting and the local club that can provide ongoing participation. Level 1 holders will be able to upgrade their accreditation via a half day in-service course.

ANSW ROAD SHOW

This season the new ANSW initiative titled the Road Show was implemented. Primarily, the road show aims at taking services that aren't typically available to regional areas and seeks to gain input from local clubs as to the health of the sport. This year Road Shows were held in Foster, Newcastle, Armidale, Bankstown and North Ryde. Participants engaged in a number of club focused discussion topics with the Club Health Check taking centre stage. Following on from this participants then participated in either a Level 1: Community Coach Program or an IMG Workshop.

The Road Show will now replace the Clubs Conference which is typically held in August each year.

ATHLETICS FOR THE OUTBACK

In 2014/15 ANSW received funding to run an indigenous program called Athletics for the Outback. ANSW travelled to various destinations in NSW including Inner Western Sydney, Wellington, Narromine, Dubbo and surrounds to run athletics within schools. Within each school there were 2-4 visits with each session being held for 1-2 hours. The sessions included running, jumping and throwing activities along with health promotion. ANSW worked with the National Aboriginal Sporting Chance Academy (NASCA) who helped run these sessions. This program was well received and saw a couple of students attend our NSW All Schools Championships in 2014.

ANSW worked with the National Centre of Indigenous Excellence (NCIE) to run after school athletics in their centre in Redfern. Lisa Corrigan ran these sessions with the assistance of an indigenous role model in sprinter Laura Whaler. This program was for primary aged students and was enjoyed by all.

PARA ATHLETICS

ANSW is now the sole provider of classification services for para-athletes to participate in athletics. Classification days were run at key times during the season with the greatest attendance happening prior to the NSW All Schools Championships.

Para-athletes competed at the Australian All Schools Championships for the first time in Adelaide and NSW proved the most dominant state with 10 gold, 11 silver and 15 bronze (equating to over half of all medals on offer). An excellent effort from all concerned.

COACHING CLINICS

Coaching clinics were held in all school holiday periods both regionally and at SOPAC. Participants were fortunate to have numerous current and former Olympians help deliver the clinics and training activities. Once finished, participants had the opportunity to quiz their idols on all aspects of performance – everything from favourite foods through to advanced training techniques were tabled for discussion!

These clinics are proving popular and most places sell out not long after they are advertised.

AUSTRALIAN ALL SCHOOLS CHAMPIONSHIPS, ADELAIDE

A squad of 238 athletes, our largest to date in the current format, was selected to attend the Australian All Schools held at the Santos Stadium in Adelaide. Staying at Aquinas and St. Mark's College, the team enjoyed the experience of staying in a "village" environment and were much better for the experience. NSW (920.5 points) again showed its dominance with a comfortable win over Queensland (826 points) and Victoria (752 points). The Australian All Schools Championships is an excellent introduction into the world of high performance athletics and is done so in an environment that is both familiar and exciting.


DEVELOPMENT CONTINUED

AUSTRALIAN JUNIOR CHAMPIONSHIPS, SYDNEY

From the NSW Championships, 660 athletes qualified to represent NSW at the Australian Junior Championships – an attendance record. Serving not only as the Australian Championships, but also the selection trials for the IAAF World Youth Championships (U18 events) and the Commonwealth Youth Games (U18 events) meant we saw many high level performances achieved. NSW took out the medal table 80 Gold, 96 Silver and 95 Bronze. The ever-increasing team size competing at the Australian Juniors is indicative of the primacy the event holds in the minds of our junior athletes. An achievable qualification pathway matched with the home town venue has been a significant driver of growth. With the event returning to Perth in 2016, it will be interesting to see how this affects our participation and results at this event.

Matt Rowan

Development Manager



RUNNSW

INTRODUCTION

2014/2015 saw Scott Westcott transition from the role of Hunter Regional Development Officer to Athletics NSW Recreational Running Manager. The role of the Recreational Running Manager includes the planning and delivery of a key arm of the Athletics NSW participation strategy to connect recreational runners with ANSW. This report will outline the strategies used in the first 12 months and their success.

Strategy 1: Recreational Running Events

The cornerstone of the strategy is to deliver quality running events which are open to all ages and abilities. 2014/2015 saw three new events added for the series to become seven events. The table below summarises the evolution of what is now the RunNSW series.

The inaugural year for each of the current RunNSW events has been:

- **2012**
 - Fernleigh 15
 - Goulburn Fun Run
- **2013**
 - Parkes Fun Run
 - Armidale Fun Run
- **2014**
 - Casino Fun Run
 - Raymond Terrace Fun Run
- **2015**
 - Nowra Fun Run
 - Sydney Half Marathon

The series includes the flagship Sydney:10 which has enjoyed steady growth since being moved to Sydney Olympic Park in 2008. The 2014/2015 Fun Run series attracted 4,181 participants:

- Sydney:10 – 1,222 participants (traditional ANSW Event)
- Parkes Fun Run – 364 participants (first held in 2013)
- Raymond Terrace Fun Run - 326 participants (inaugural event)
- Casino Fun Run – 247 participants (inaugural event)
- Goulburn Fun Run – 287 participants (first held in 2012)
- Fernleigh15 – 1,268 participants (first held 2012)
- Armidale Fun Run – 467 participants (first held in 2013)

In September 2014, the series was successfully branded as RunNSW which corresponded with the launch of the multi-site web platform linking all the events together. Both developments aim to increase the potential of each individual event.

Strategy 2: Affiliating Recreational Running Clubs

We actively sought out large recreational running groups and or previously affiliated clubs offering the benefits of membership to ANSW. The results in 2014/2015 have been promising from this targeted strategy which saw two new clubs growing to over 200 members and another two clubs affiliate with 78 and 108 members respectively. This strategy is ongoing and approaches are being made to new groups regularly.

Strategy 3: Deliver L2 Recreation Running

The Recreational Running Coordinator presented five Level 2 Recreational Running Courses from August 2014 to March 2015. 33 participants attended the courses and were representative of ANSW members, Recreational Runners and Professional Personal Trainers.

Strategy 4: iRun Running Membership

The iRun program is a partnership with Athletics Australia. ANSW receives a proportion of the membership fee paid by organisations taking up membership with iRun. In 2014/2015 ANSW increased from 18 events to 22 events. By developing relationships with fun run organisers ANSW has been able to assist by offering advice and services.

Strategy 5: Fun Run Services

ANSW developed a standardised set of services that we can provide fun run organisers. In total 10 events used a variety of ANSW services including timing, entry and registration systems and technical officials.

CONCLUSION

The 2014/2015 Recreational Running Strategy has been a successful venture. The components of the strategy have been tested resulting in a tighter focus for 2015/2016 and beyond.

Scott Westcott

Recreational Running Manager



LITTLE ATHLETICS NSW COACHING AND DEVELOPMENT

Following constructive and collaborative initiatives between Athletics NSW and Little Athletics NSW, there were key changes to the original LANSW Coaching and Development role to ensure more focus on the development of the Dual Registration program.

With the increased focus on the Dual Registration program there has been an increase of 22% recorded in the 2014-2015 season. This focus is also starting to ensure we are gaining more momentum as we work closely with clubs to promote the program and all indicators are the figures will continue to rise.

2013/2014 Season – 1,586 Dual Athletes

2014/2015 Season – 2,018 Dual Athletes

The role of Coaching and Development Officer also provides support to a number of key ANSW competitions when required. These have included Sydney:10, Hunter Track Classic and Sydney Track Classic. Additionally, we have worked with Bankstown Sports Athletics Club who have invested in the development of athletics by hosting and delivering several important events, including:

• *Albie Thomas 'Night of Miles' Meet*

This inaugural Meet was held at The Crest, Bankstown on Tuesday, 16 December 2014.

This event was designed to honour and commemorate the achievements of renowned athlete Albie Thomas. The core focus of the meet aims to “break the 4 minute mile”. This year’s event hosted 85 athletes from both Little Athletics and Athletics NSW athletes. The finest result of the night came from Randwick Botany Harriers athlete, Josh Wright. Despite a formidable effort, Josh just missed the mark by 3 seconds running the mile in 4:03:04.

This event has enormous potential to capture interest within the middle distance segments. Discussions are underway to strengthen the marketing and promotion to ensure the meet becomes an all important meet on the NSW athletics calendar.

• *Bankstown Invitational Meet*

This meet was relocated this year to Sydney Olympic Park Athletics Centre (SOPAC) due to the resurfacing of Bankstown Athletics Track and was a great success. There was a 50% increase in entries (122 in 2014 and 240 in 2015). The atmosphere of competition was heightened by 35 personal best times providing spectators with an entertaining and enjoyable event.

With the relocation to SOPAC, we were unable to secure a Little Athletics centre to endorse the event, however it was pleasing to note that 15% of the competitors were dual registered athletes. The Bankstown Invitational Meet organisers are optimistic numbers will increase as the reputation of the meet grows and with improved marketing and communication.

We are anticipating at least 25% growth for 2016 and look forward to delivering a high quality meet for the enjoyment of spectators and athletes.

There have also been a number of discussions on increasing community engagement for all our meets, and promoting awareness by holding the events to coincide with other key local events.

Thank you to all athletes, officials, volunteers for your support across both ANSW and LANSW

Youcef Abdi

Coaching and Development Officer, Little Athletics NSW



TARGET TALENT PROGRAM

The ANSW Target Talent Program (TTP) seeks to provide additional training and education services to aspiring junior athletes. Athletes are invited to the program via their results at the Australian Junior Championships or if they achieve the qualifying standard for their event. This year 57 athletes achieved the qualifying standard and gained entry into the program.

This season saw greater input into the education series from NSWIS and the two topics presented – introductions to Nutrition and Strength and Conditioning – gave athletes and their coaches some insight into how to properly prepare and take care of themselves before and during competition. As well as this, we were fortunate to again have the services of Lindsay Watson who opened the education series with a topic pertaining to Annual Plan review as well as Vicky Saunders who looked into the basics of securing sport sponsorship.

As an adjunct this year, ANSW took over the reigns of the 400m Fast Track Program. The program looks specifically at developing speed and endurance for 400m athletes and is presented and mentored by high performance coach Mike Hurst. Holding sessions weekly on a Sunday morning in a variety of venues around Sydney, participants in the program were regularly seen making the finals of 400m, 400m hurdles and 800m races at state and national finals.

It is always gratifying to see a member of the TTP not only achieve higher honours relating to their own age group or cohort, but to go above and beyond expectation and to effectively “graduate” from the program. Considering this, a big congratulations goes to Samantha Geddes (Illawong) who debuted on her first senior national team at the World Relays in the Bahamas. Well done Sam!

Listed below are the TTP squads and where an athlete has achieved further selection in a team or national squad this is also noted.

SPRINTS

Teri Fragiadakis	<i>NSW Open 4 x 400m representative</i>
Michael Konomanyi	<i>Oceania Championships - 100m</i>
Luisa Healey	
Jordan Shelley	<i>World Youth - 100m</i>
Sam Geddes	<i>Australian 4 x 100m team World Relay Championships, NSW Open 4 x 100m representative</i>

Katie Smee

JUMPS

Savannah Peterkin	<i>Commonwealth Youth Games - Long Jump</i>
Harrison Day	
Sachi Kayama	
Melanie Ruse	
Alison Ruse	
Johnathon Hookey	<i>Commonwealth Youth Games - High Jump, World Youth qualifier</i>

Declan Pluim

Tay-Leiha Clarke	<i>World Youth Championships - High Jump, AA U19 Squad</i>
------------------	------------------------------------------------------------

Paige Wilson	<i>Commonwealth Youth Games - Long Jump, AA U17 Squad, World Youth qualifier</i>
--------------	----------------------------------------------------------------------------------

MIDDLE DISTANCE

Georgia Winkcup
Emily Hopper

MIDDLE DISTANCE continued

Beth Croft	<i>AA U19 Squad</i>
Amy Harding-Delooze	<i>Commonwealth Youth Games - 1500m, AA U19 Squad</i>

Emily Augustine	
Rosie-May Davidson	
Lily Harding-Delooze	<i>Commonwealth Youth Games - 800m, World Youth qualifier</i>

Manon Wilson	
Georgia Evans	<i>AA U17 Squad</i>
Scottie Hamilton	
Edward Trippas	

PARA-ATHLETE

Tamsin Colley
Rae Anderson
Chloe Iwanoczko
Erin Cleaver
Jesse Cronje
Daniel Jennings
Sarah Walsh

POLE VAULT

Lizie Baral	
Angus Armstrong	<i>Oceania Championships, World University Games, AA U19 Squad</i>

THROWS

Costa Kousparis	
Tai Denicaucou	
Emily Rotunno	<i>Oceania Championships - Hammer Throw</i>
Alex Hulley	<i>AA U19 Squad</i>
Sarah Ringrose	<i>AA U17 Squad</i>

HURDLES

Jarrod Twigg	<i>Oceania Championships - 110m Hurdles, AA U17 Squad</i>
Gabriella O'Grady	<i>NSW Open 4 x 100m representative</i>
Rachel Pace	<i>Commonwealth Youth Games - 100m Hurdles</i>

Nicholas Andrews	
Katrina Hunt	
Matt Wood	<i>AA U19 Squad</i>
Bryce Collins	
Matthew Crowe	<i>AA U19 Squad</i>

WALKS

Jayde Hill	<i>Oceania Championships - 5km and 10km walk</i>
Jasmyn McDonald	
Raquel Roukos	
Jasmine Dighton	

JAVELIN

Jessica Aldridge	<i>AA U17 Squad</i>
Andries Van Woerkom	

MULTI EVENT

Alysha Burnett	<i>AA U19 Squad</i>
Jacinta Fisher	

MARKETING

Athletics NSW recorded increased engagement and participation throughout the 2014-2015 year with the development of the RunNSW brand largely driving this increase. RunNSW participants totalled just over 4,000 with the addition of new events in Casino and Goulburn. RunNSW provides ANSW with significant opportunity to source new members as well as further opportunities to grow sponsorship, merchandise, clinics and competition events.

The marketing strategies and activities continued to support the "Four Pillars" of the ANSW 2013-2016 Strategic Plan being Participation, High Performance, Competition and Commercial.

BRAND

Through continual investment in the ANSW brand there has been an increase in participation in our sport particularly within the recreational segment. The RunNSW brand has grown organically through the fun runs organised by ANSW including the Parkes Fun Run, Fernleigh 15 and Sydney:10. There were eight RunNSW events held across regional NSW and Sydney. These fun runs have provided ANSW with more opportunity to broaden its appeal to the recreational market and build its stronghold as the leading organiser of all running competitions and funs runs across NSW.

Throughout the year, the ANSW marketing team provided marketing and communications support to ANSW events and programs. Event collateral has been produced for the Hunter Track Classic, ANSW membership program, Coaching Clinics, ANSW competitions and other development programs.

Continual engagement and content generated from ANSW products and events, in addition to the RunNSW events, assisted in increasing brand awareness among both members and non-members. The ANSW Social Media strategy was focussed on delivering relevant and timely content across all channels including Facebook, Twitter, YouTube and Instagram which resulted in increased engagement across all platforms.

ANSW WEBSITE

The ANSW website was revamped in June 2013 and provided clearer navigation options for the user and easier access for editors to update the website. With all such technology there is a need to revamp and reinvigorate the site regularly to ensure it remains relevant and features the latest website tools.

Monthly statistics indicate that the number of unique visitors, visits, page views and new visitors continue to increase each month, with the percentage of sessions (when a user is actively engaged with the website) from new visitors to the site averaging 32% up from last year's 25%. In 2014 traffic on the site peaked in the lead up to the Hunter Track Classic (January 28).

Over the year, most visitors came via desktop 61%, mobile 21% and tablet 18%. The gender split is closing with 46% female and 54% male, while 34% of visitors are in the 25-34 age group, 28% 18-24 and 15% 35-44.

SOCIAL MEDIA

Activity on ANSW social media services and pages continues to experience significant growth. The volume of information communicated via social media and the subsequent increase in positive engagement with members has been very noticeable.

ANSW Facebook has grown over the 12 months from 4,000 to 5,700 likes with 4 December 2014 posting the highest number of likes on the back of the Australian All Schools Championships where there was a concerted campaign with content and video content broadcast across all platforms.

With Instagram most popular among 18-29 year olds our follows have increased from 400 in October 2013, 1,150 in April 2014 to today's total of 2,840.

The ANSW YouTube channel increased in the last year from 270 to 431 subscribers. The uploading of athlete profile videos, race videos and post-race interviews on YouTube with links to Facebook and Twitter continues to be very popular with members.

The number of Twitter followers has increased from 974 (2011-2012) and 1,400 (2012-2013) to 2,122 (2014-2015).

DIGITAL STRATEGY

The ANSW social media platforms of Facebook, Twitter and Instagram continued to gain traction and following throughout the season due to the frequent and regular new content provided by our ANSW writers which are then shared across the channels. Additionally through the support of Athletics Australia and The Naked Runners we had significant traffic generated for our marquee events including Hunter Track Classic, Sydney Track Classic and Fernleigh 15. A key part of this, particularly in the Twitter and Instagram space, was tagging and engaging our athletes. We continued to build our online fan base and the participation numbers in our RunNSW events would indicate that we are converting segments of our online fan base into new ANSW participants, which is evident through the 4,500 RunNSW participants over the year.

COMMERCIAL

ANSW is committed to sourcing and securing additional revenue streams including corporate partnerships, merchandise sales and government funding.

We started the 2015 year with the announcement of a new partnership with 2XU who are ANSW's High Performance Apparel and Compression Partner. This partnership provides our NSW athlete team members, ANSW members and staff with access to 2XU's highly acclaimed training and recovery apparel.

ANSW also signed a partnership in February with National Scouting Recruitment Australia (NSR Australia). This partnership will provide every young talented ANSW athlete an opportunity to advance their careers and education with athletic scholarships at American Universities.

With its continual growth and reach, RunNSW secured a new partnership in March with the Greater Building Society joining as the series Naming Rights holder and 5km Fun Run sponsor. This strategic partnership will enable Greater to further their reach within regional NSW and further develop the RunNSW brand across communities in NSW to be involved in recreational running and their local running clubs.

Thank you to the Coast Runners Shop and Margaret Beardslee for their sponsorship of the 2014 Winter Series. Also to Alister Ross of The Running Company of Potts Point for supporting our 3km (February 2015) and 5km (November 2014) track events.

SPONSOR ACKNOWLEDGEMENT – ANSW

We wish to acknowledge all our major partners who continue to support ANSW across its range of services and competitions - Athletics Australia, Little Athletics NSW, King's Sports Store, Sydney Olympic Park Authority, Destination NSW, the NSW Government Office of Communities (Sport and Recreation), Accor Hotels (Novotel Sydney Olympic Park), Greater Building Society, NSW Institute of Sport and H-Event.

SPONSOR ACKNOWLEDGEMENT - RUNNSW

We also wish to extend our appreciation to the major event partners of all our RunNSW events:

2014 Roberts & Morrow Armidale Fun Run

- Roberts & Morrow – Naming Rights and 10km sponsor
- SportUNE – 5km sponsor
- Gerard Kelly Solicitor – 2km sponsor
- Armidale Athletics Club
- Armidale Sports Council
- Armidale Sports Power
- Armidale Bowling Club

2014 Casino RSM Fun Run

- Casino RSM – Naming Rights and 10km sponsor
- LJ Hooker Casino – 5km sponsor
- Parker & Kissane Solicitors – 2km sponsor
- Little Athletics NSW - North Coast

2014 Lake Macquarie Fernleigh15

- Lake Macquarie City Council – Naming Rights Sponsor
- H-Events
- Westfield Kotara
- The Coast Runners Shop

2014 Northparkes Fun Run

- Northparkes Mines – Naming Rights and 10km Sponsor
- Parkes Rotary – 2km Sponsor
- Byrne Clothing
- Bonny's Bootcamp
- Rascals Playgym Café
- White's Transport
- Parkes Shire Council
- Parkes Athletics Club

Sydney:10

- Herbalife
- The Running Company

Goulburn

- Goulburn Mulwaree Council
- Goulburn Athletics Club
- Goulburn Runners and Walkers Club
- Goulburn Workers Club
- Goulburn Sportspower

Raymond Terrace

- Port Stephens Council
- Raymond Terrace Athletics Club

SPECIAL EVENTS

Hunter Track Classic

The 2015 Hunter Track Classic (HTC) was the sixth annual event and was held on Saturday 31 January at the Hunter Sports Centre, Glendale. Part of the prestigious Athletics Australia National Series – Experience Amazing, over 300 athletes competed in the HTC including a number of World Junior and World Championship athletes and athletes who represented Australia at the 2014 Glasgow Commonwealth Games.

Some 3,000 spectators witnessed outstanding performances, which included a number of meet records. Special mentions of results include:

- Meet record: Robbie Crowther (QLD) Hunter Star Mercedes-Benz Long Jump 8.03m
- Meet record: Eleanor Patterson (VIC) Pettigrew Family High Jump 1.91m
- Meet record: Julian Wruck (QLD) Discus 62.25m
- Meet record: Damien Birkenhead (VIC) Shot put 19.41m
- Meet record: Matthew Outzen (NSW) Javelin 80.37m
- Matthew Joyce Community 1,000m 2:44:32

One of the highlights was the broadcast of the event for our live stream. This year we hosted the coverage via the Athletics Australia YouTube site which provided a greater audience and captured an international following. With F3 Motor Auctions as the official sponsor of the live stream, we produced over 4¼ hours of video including race commentary, interviews, sponsor reads and logos. The broadcast was hosted by Dave Robertson and Silas Moss with Luke McCoy, Josh Mason and Matt Lynch supporting with additional commentary. Total coverage of the full production included over 4,000 views which included over 85,000 minutes (up from last year's 50,000) of total viewing time. Of the individual events, the most popular views included 632 views for the men's 1500m and 472 views for the women's 800m. The average view duration (live stream) was 23 minutes and the audience gender split was 79% Male, 21% Female, with coverage across Australia 91%, New Zealand 1.5%, USA 1.4% and UK 1.4%.

We also launched the inaugural men's one mile elite wheelchair event which featured Australian Olympian and Paralympian Kurt Fearnley.

MARKETING CONTINUED

Kurt's profile also gave the event top exposure through the Hunter's mainstream media with coverage on ABC Grandstand, ABC Newcastle, NBN, Newcastle Herald and Maitland Mercury. Kurt won the race in 3:22:57.

With the support of Greater Building Society we held the 'Hunter's Fastest Kid' challenge. An event open to all children and included an elimination process for a 70m sprint. We had over 100 children from Under 8 to Under 16 compete in this event.

The 2015 Hunter Track Classic was launched with a media event on 19 December at the Hunter Sports Centre which provided a timely event to build the profile and secure sponsorship. Event coverage included several television stories on NBN including a feature on Jack Hale and Kurt Fearnley, radio (ABC Grandstand and ABC Newcastle) which provided regular coverage in the lead up to the event on Craig Hamilton's Saturday show, and also on the day of the event. HTC 2015 also had an increase in the number of newspaper articles with both the Newcastle Herald and Maitland Mercury covering several stories including the new High Jump music theme (athletes could pick their favourite song) as well as post event coverage on Kurt Fearnley's win. We also received support through the digital athletics media (Runners Tribe, Athletics Exclusive, Inside Athletics), promoted the event via direct email (ANSW database) as well as flyers to local running groups and schools and also significant activity and online content via social media platforms for HTC and Athletics NSW including Facebook, Instagram, Twitter and YouTube.

The Hunter Track Classic continues to receive substantial support from its business network 'Friends of the Hunter'. It is through this team that we were able to increase our sponsorship from \$7,000 in 2014 to \$9,000 for the race sponsorship packages, as well as significant sponsorship from event partners.

Thank you to all sponsors including: Greater Building Society, Lake Macquarie Council and Ibis Newcastle (long-term event partners); Live stream sponsor F3 Motor Auctions; Race sponsors Australian Reptile Park, Hunter Star Motors (Newcastle Mercedes), LawrenceRundleRapson, Raine & Horne Newcastle, Secure Scaffolding, Achieve Financial Group and also our event supporters The Naked Runners, Grandstand Sports Injury Clinic and NSW Professional Track League.

Sydney Track Classic

The 2015 Sydney Track Classic (STC) is the culmination of the national Australian Athletics Tour, which sees our country's best track and field athletes compete around the country. The event is the first of two finals for the Tour and the superstars of Australian athletics and around the world were at Sydney Olympic Park Athletics Centre on Saturday 14 March to compete. All events held were straight finals, with only the best Australian runners, throwers and jumpers having qualified during the preliminary rounds to take part.

Sydney Olympic Park Athletic Centre also hosted the Australian Junior Championships from Wednesday 11 March to Sunday 15 March. This resulted in a strong crowd at the STC with over 5,000 attending the event.



There were many highlights and it was Olympic 800-metres champion David Rudisha who dominated the Australian field, including national record-holder Alex Rowe, to win in 1 minute 45.01 seconds. This event was also the highest individual highlight Live Stream video with 20,829 views.

Another event highlight which generated media coverage was high jumper Brandon Starc leaping 2.30m. His performance moved him to equal fourth on the Australian all-time list and coincided with this brother Mitchell Starc playing for the Australian cricket team that day in the World Cup. Brandon's jump was also the highest leap by an Aussie since Tim Forsyth.

The major upset of the meet was with Australia's leading women sprinters in the 200m; Melissa Breen and Sally Pearson were beaten by Ella Nelson. Nelson, ran 23.24, a personal best and just missed the world championships standard of 23.20.

Other highlights from the Sydney Track Classic:

- Brisbane-based Dani Samuels dominated the women's discus with the fifth best throw of her career, a fifth round toss of 66.21m.
- Madeline Heiner (NSW) won the Australian women's 5,000m title in a time of 15:21.09 and finished in second place behind Kenyan Magdalene Masai in 15:10.46. NSW athletes claimed the silver and bronze medals; Victoria Mitchell 15:29.60 and Eloise Wellings' 15:45.72.
- Isis Holt (Vic), a 13-year-old who was recently reclassified as a T35 cerebral palsy athlete, improved the para-athletics world best for her class to 14.41 when she competed in the ambulant 100m.
- Dual Commonwealth Games middle distance finalists, Jeff Riseley and Ryan Gregson had a stellar race over 1500m with Gregson just breaking away to win in 3:36.51. Riseley clocked 3:36.87.

- Sydney-sider Matthew Outzen won the men's javelin. His furthest throw of 81.80m was just 20 centimetres away from the qualifier for the IAAF World Championships.
- NSW athlete Nicholas Hough won the men's 110m hurdles in 13.67 from his Glasgow 2014 teammate Sam Baines (Vic).
- Alonso Edward (PAN) finished first in the men's 100m in a time of 10.29 while Josh Clarke (NSW) improved his personal best to 10.30 to cross second. National record holder Melissa Breen was first past the post in the women's event in 11.43.

The quality of local and international talent was on par if not better than any previous STC and was very much appreciated by athletes and spectators.

The event generated interest across mainstream national media largely due to the quality of the local and international talent. Coverage was broadcast across TV and radio channels ABC, SBS and Wide World of Sport, Radio 2GB and more. The print coverage included The Australian, Sydney Morning Herald and The Daily Telegraph.

The live stream generated total viewing of (live and replay) 7,561 with the peak concurrent viewers at 1,129 and an average viewing time of 23:37 minutes. The STC had an all time high of 141,676 total estimated minutes watched with the gender split of Male 79%, Female 21%

Tickets to the STC were available online through Ticketmaster and at the gate. The demand for the Premium Grandstand seats was very strong with the limited premium seats available on the night.

Athletics Australia and Athletics NSW presented the event, with event partners including Sydney Olympic Park Authority and the NSW Government through Destination NSW.

Fernleigh15

On 19 October 2014, over 2,000 competitors including wheelchair athletes headed to the Fernleigh Track (the Adamstown to Belmont Rail Track) to compete in the 2014 Fernleigh15. For the second year running, the Fernleigh15 also featured the NSW 15km Championships.

It was a strong line up including Aaron Royle, Men's Triathlon Bronze Medallist at the Glasgow 2014 Commonwealth Games; Sydney-sider Tom Do Canto who was a bronze medallist at the 2014 Australian Road Running Championships in May and Bankstown's Matt Cox. The women's event included Sydney based Claire Ashworth, who finished second in the 2014 Melbourne Marathon 10km and Newcastle's University Sportswomen of the Year Celia Sullohern. In the wheelchair field, we had London 2012 Paralympic bronze medallist Rosemary Little, who is coached by Louise Sauvage, along with Luke Bailey from Taree and Brad Pembleton from the Central Coast providing local representation in the race. Due to international racing commitments defending Fernleigh15 Wheelchair Champion, Kurt Fearnley wasn't able to compete.

The Fernleigh15 also became integrated with Athletics NSW newly launched RunNSW series. This event alongside the Sydney:10 and the Armidale Fun Run are the marquee events that fall within the RunNSW

series. The event website original domain was still retained as www.fernleigh15.com.au and this was also linked to the RunNSW website.

There was an increase in social media chatter with the Fernleigh15 Twitter followers now at 460 and Facebook Likes 1367.

Several video productions were also developed providing good content for the website and engagement across the social media networks. This included the TVC campaign, Kurt Fearnley on the Track and a track 'fly over' filming the complete course.


Thank you to The Naked Runners' Dave Robertson and the Region of Runners in Newcastle including Newcastle Parkrun for their support.

Lake Macquarie City Council again proudly sponsored the event with event support from Westfield Kotara and H-Events. Other event partners included: Soleus, NBN, Newcastle Herald, Naked Runners and The Adamstown Club.

The official event Charity Partner was The Hunter Melanoma Foundation; a marquee at the finish line was used to help promote awareness and raise funds.

As it has been since 2012, the 2014 Fernleigh15 was a collaboration between RunNSW and H-Events with support provided by Naked Runners who successfully promoted the event within the athletic and wider community and generated considerable interest in traditional media and on social media.

Newcastle-raised Aaron Royle and Newcastle-based Celia Sullohern won the open men's and women's categories providing a great leverage for Hunter media to report post event. With the race doubling as the Athletics NSW 15km road race, Royle won a sprint finish over Athletics NSW Hunter Region Coordinator and race organiser Scott Westcott, with just three seconds between the two of 46:15 to 46:18.



NSW CHAMPIONS

Men	Club	Performance	Event	Women	Club	Performance
Open						
Jin Su Jung	SYU	6.88	60m	Abbie Taddeo	ILL	7.53
Jin Su Jung	SYU	10.41	100m	Sam Geddes	ILL	11.73
Josh Clarke	SYU	21.38	200m	Ella Nelson	SYU	23.83
James Kermond	CBT	47.74	400m	Anneliese Rubie	SYU	52.87
Mason Cohen	SYU	1:49.43	800m	Bridey Delaney	SGD	2:08.19
Jack Stapleton	RBH	3:42.83	1500m	Katelyn Simpson	RBH	4:13.88
Will Austin-Cray	UTN	4:12.60	Mile	Catherine Miller	ASW	4:42.52
Josh Wright	RBH	8:03.30	3,000m	Kate Spencer	SYU	9:09.29
Brad Milosevic	GIR	14:20.94	5,000m	Lucy Starrat	UTN	16:41.48
Thomas Do Canto	HIL	30:48.14	10,000m	Milly Clark	SYU	37:33.11
Tyler Jones	MIN	21:44.26	5,000m Walk	Nicole Fagan	SYU	23:32.63
Tyler Jones	MIN	46:50.22	10,000m Walk	Nicole Fagan	SYU	49:30.70
Nicholas Hough	SYU	13.77	110m / 100m Hurdles	Michelle Jenneke	SYU	13.05
Bryce Collins	UTN	51.42	400m Hurdles	Sarah Klein	ASW	58.56
Bryce Coles-Sinclair	ILL	9:24.21	3,000m Steeplechase	Charlotte Wilson	UTN	10:31.38
Brandon Starc	PAR	2.20	High Jump	Nicola McDermott	SYU	1.80
Nicholas van Gelder	SYU	7.36	Long Jump	Talisa Scott	IBS	5.94
Angus Armstrong	ASW	5.20	Pole Vault	Elizabeth Baral	ASW	3.40
Emmanuel Fakiye	SUT	15.05	Triple Jump	Tay-Leiha Clark	ILL	12.62
Stuart Gyngell	WOL	15.84	Shot Put	Chelsea Lenarduzzi	IBS	15.05
Liam Speers	UTN	47.07	Discus	Christie Chamberlain	WES	52.97
Costa Kousparis	HIL	60.94	Hammer	Alexandra Hulley	HIL	59.77
Matthew Outzen	WES	77.38	Javelin	Karen Clarke	WOL	46.77
Kyle Cranston	ASW	7401	Decathlon / Heptathlon	Jacqui Fry	SYU	4674
Thomas Do Canto	HIL	46:21.0	Mountain Running	Audrey Amiya-Hall	RBH	58:44.0
Brad Milosevic	GIR	23:36.0	7.5km / 5km Short Course XC	Bridey Delaney	SGD	17:50.0
James Nipperess	SYU	37:56.0	12km / 8km Cross Country	Michaela Quinn	KEJ	29:01.0
Morgan McDonald	RBH	32:08.0	10km / 7km Novice XC	Anna White	SSR	26:08.0
Harry Summers	RBH	29:34.0	10km Road Race	Eloise Wellings	SUT	32:56.0
Scott Westcott	MHA	46:17.0	15km Road Race	Celia Sullohern	MHA	52:11.0
Matthew Cox	UTN	1:11:59.0	Half Marathon	Belinda Martin	SGD	1:18:52.0
Timothy Molesworth	BAN	2:41:22.0	Marathon	Belinda Martin	SGD	2:56:14.0
Ian Rayson	MIN	1:31:41.0	20km / 15km Road Walk	Nicole Fagan	SYU	1:14:28.0
Adam Rutter	SYP	2:21:31.0	30km / 20km Road Walk	Beki Smith	ASW	1:36:38.0
Open Para Ambulant						
Rohan Bright	UTN	19.50	100m	Jodi Elkington	HIL	14.86
Timothy Foster	CHE	23.37	200m	Jodi Elkington	HIL	30.57
Timothy Foster	CHE	52.73	400m	Stephanie Schweitzer	HIL	64.01
Jesse Dibley	HIL	2:38.38	800m	Tamsin Colley	RBH	3:12.84
			1500m	Tamsin Colley	RBH	6:42.17
Dean Turner	CBT	5.17	Long Jump	Jodi Elkington	HIL	4.24
Daniel Jennings	RBH	9.09	Shot Put	Isabelle Hampton	IND	10.38
Guy Henly	HIL	52.02	Discus	Rae Anderson	MIN	25.61
Jake Baker	WTL	39.02	Javelin	Erin Cleaver	MHA	22.34
Open Wheelchair						
Gregory Luff	SUT	20.84	100m	Angie Ballard	SYU	18.18
Jonathan Tang	SYU	40.64	200m	Angie Ballard	SYU	30.93
Jason Lachance	HIL	68.29	400m	Rosemary Little	HIL	65.13
Gregory Luff	SUT	2:28.51	800m	Rosemary Little	HIL	2:11.32
Bradley Pemberton	MIN	4:10.98	1500m	Angie Ballard	SYU	3:40.14

NSW CHAMPIONS

Men	Club	Performance	Event	Women	Club	Performance
Open Wheelchair continued						
			Shot Put	Julie Charlton	CHE	4.94
			Discus	Julie Charlton	CHE	11.93
Luke Bailey	FOR	40:37.0	10km Road Race	Rosemary Little	HIL	29:41.0
Luke Bailey	FOR	41:57.0	15km Road Race	Rosemary Little	HIL	41:57.0
U23						
Jin Su Jung	SYU	10.41	100m	Abbie Taddeo	ILL	11.75
Josh Clarke	SYU	21.38	200m	Ella Nelson	SYU	23.83
Lachlan Little	RBH	48.71	400m	Alexandra Bartholomew	UTN	56.28
Will Austin-Cray	UTN	1:50.77	800m	Eliza Barton	SYU	2:10.82
Jack Stapleton	RBH	3:42.83	1500m	Katelyn Simpson	RBH	4:13.88
			3,000m	Audrey Amiya-Hall	RBH	38:23.14
Ruairidh MacDonald	UTN	31:50.67	10,000m			
			5,000m Walk	Kirsty Klein	ASW	23:51.77
Nicholas Hough	SYU	13.77	110m / 100m Hurdles	Michelle Jenneke	SYU	13.05
Jack Bangel	ASW	56.86	400m Hurdles	Sarah Klein	ASW	58.56
Bryce Coles-Sinclair	ILL	9:24.21	3,000m Steeplechase	Emma McKinney	SOS	12:18.69
Brandon Starc	PAR	2.20	High Jump	Amy Pejkoivic	SYU	1.80
Nicholas van Gelder	SYU	7.36	Long Jump	Talissa Scott	IBS	5.94
Benjamin Cox	RYD	14.70	Triple Jump	Natalie Apikotoa	SYU	11.63
Michael Taylor	WES	14.03	Shot Put	Chelsea Lenarduzzi	IBS	15.05
Michael Taylor	WES	41.17	Discus	Taylah Sengul	HIL	50.19
			Hammer	Laura Herbert	HIL	49.61
Saxon Ward	UTN	59.50	Javelin	Christina Grun	SYU	46.46
Kyle McDonald	BAN	32:33.0	10km Road Race	Kasey Mumby	UTN	36:10.0
U20						
Jack D'Arcy	CBT	7.23	60m	Katrina Hunt	UTN	7.96
Michael Konomanyi	BAN	10.88	100m	Sam Geddes	ILL	11.69
Ben Treeby	SYP	22.23	200m	Sam Geddes	ILL	24.12
Lucas Mitchell	SGD	49.19	400m	Molly Blakey	RBH	55.74
Mason Cohen	SYU	1:53.21	800m	Kim Hallowses	SUT	2:12.09
Matthew Scott	TSC	4:00.12	1500m	Jessica Hull	BAN	2:24.72
Liam Henderson	KEJ	4:21.53	Mile	Catherine Miller	ASW	4:42.52
Joshua Torley	KEJ	14:30.33	5,000m	Georgia Winkcup	RYD	18:01.82
Carl Gibbons	WTL	22:40.35	5,000m Walk	Jayde Hill	NAM	25:40.81
Matthew Dowsett	SYU	14.55	110m / 100m Hurdles	Katrina Hunt	UTN	14.29
Bryce Collins	UTN	52.12	400m Hurdles	Jamie Carr	SYU	63.86
Adam Halmy	SSR	10:47.54	3,000m Steeplechase	Georgia Winkcup	RYD	10:56.40
Johnathan Hookey	SJC	2.05	High Jump	Nicola McDermott	SYU	1.85
Cameron Pappas	RYD	6.85	Long Jump	Audrey Kyriacou	SOS	6.16
Angus Armstrong	ASW	4.80	Pole Vault	Devine Aaron	GIR	2.90
Emmanuel Fakiye	SUT	14.93	Triple Jump	Annabelle Parmegiana	SYU	11.74
Marley Young	BMA	15.43	Shot Put	Alysha Burnett	CHE	12.26
Tim Heyes	UTN	42.58	Discus	Yasenaca Denicaucau	HIL	45.10
Costa Kousparis	HIL	66.16	Hammer	Alexandra Hulley	HIL	61.84
Rhys Stein	ASW	70.41	Javelin	Emma Dawes	UTN	34.88
Will North	UTN	5751	Decathlon / Heptathlon	Alysha Burnett	CHE	4921
Charlie Hunter	ASW	15:52.0	5km Short course XC	Matilda Offord	KEJ	19:30.0
Charlie Hunter	ASW	27:18.0	8km / 6km Cross Country	Kate Spencer	SYU	21:21.0
Hamish Wallace	BAN	33:16.0	10km / 5km Road Race	Michaela Quinn	KEJ	16:40.0
Tyler Jones	MIN	48:05.0	10km Road Walk	Jasmine Dighton	ASW	53:17.0
Jay Felton	UTN	1:38:15.0	20km / 15km Road Walk	Tabitha Porley	ASW	1:37:29.0

NSW CHAMPIONS

Men	Club	Performance	Event	Women	Club	Performance
U20 Para Ambulant						
Daniel Jennings	RBH	15.27	100m	Krystal Maloney	IND	14.09
Daniel Jennings	RBH	31.11	200m	Krystal Maloney	IND	29.65
Mitchell Christiansen	GRA	62.15	400m	Krystal Maloney	IND	71.00
Jesse Dibley	HIL	2:33.60	800m	Amanda Fowler	ILL	3:44.10
			1500m	Amanda Fowler	ILL	7:53.95
Jack Connors	IND	5.21	Long Jump	Krystal Maloney	IND	3.71
Daniel Jennings	RBH	9.15	Shot Put	Rae Anderson	MIN	8.34
Rohan Bright	UTN	19.53	Discus	Rae Anderson	MIN	24.21
Daniel Jennings	RBH	28.04	Javelin	Katelyn Smith	MIN	21.41
U20 Wheelchair						
			100m	Julie Charlton	CHE	24.21
			200m	Julie Charlton	CHE	43.68
			400m	Julie Charlton	CHE	1:26.94
			800m	Julie Charlton	CHE	2:53.89
			1500m	Julie Charlton	CHE	5:36.76
			Shot Put	Julie Charlton	CHE	5.00
			Discus	Julie Charlton	CHE	12.89
U18						
Jordan Shelley	CHE	10.87	100m	Rachel Pace	CHE	12.55
Jordan Shelley	CHE	21.59	200m	Melissa Fitzsimmons	UTN	26.61
Louis Stenmark	UTN	48.80	400m	Nicole Ogle	MHA	61.78
Jye Edwards	NOW	1:58.57	800m	Lily Harding-Delooze	RBH	2:13.25
Jye Edwards	NOW	4:09.90	1500m	Rose Davies	ANL	4:33.53
Joshua Torley	KEJ	8:26.58	3,000m	Sierra Collender	RYD	10:14.92
Tyler Jones	MIN	21:52.27	5,000m Walk	Ally Grujoski	SOS	29:57.97
Jarrod Twigg	WOL	14.52	110m / 100m Hurdles	Rachel Pace	CHE	14.84
Benjamin Mackay	UTN	55.29	400m Hurdles	Nicola Bowtell	RYD	69.86
Ed Trippas	BAN	6:14.25	2,000m Steeplechase	Emily Jones	CHE	8:52.27
Joshua Baddock	CHE	2.06	High Jump	Jocelyn Best	ILL	1.65
Shadi Bahlawan	WES	6.55	Long Jump	Sarah Healey	UTN	5.36
			Pole Vault	Emily Crawford	BAN	2.90
Johnathan Hookey	SJC	14.00	Triple Jump	Taylor Garrett	TGS	11.52
Aiden Harvey	WTL	16.16	Shot Put	Samantha Peace	NOW	13.69
Mitchell Pepper	SGD	53.42	Discus	Samantha Peace	NOW	46.39
Ellington Steanes	UTN	45.12	Hammer	Emily Rotunno	HIL	56.28
James McFadden	UTN	49.71	Javelin	Emma Ralphs	CHE	39.81
Aaron Jeffery	UTN	55.27	Decathlon / Heptathlon	Karina Brown	UTN	41.79
Oliver Hoare	SUT	15:56.0	5km / 2.5km Short Course XC	Amy Harding-Delooze	RBH	8:22.0
Kurt Fryer	RBH	19:34.0	6km / 4km Cross Country	Samantha King	RBH	14:27.0
Tyler Jones	MIN	36:25.0	8km Road Walk	Jayde Hill	NAM	41:48.0
U17						
Hugo Whitehead	AEA	11.11	100m	Casey-Lee Bedford	WOL	12.72
Hugo Whitehead	AEA	22.36	200m	Casey-Lee Bedford	WOL	25.18
James McPaul	IND	50.83	400m	Morgan Griffiths	SUT	57.90
Joshua Phillips	SSR	1:58.62	800m	Phoebe Callow	KEJ	2:20.25
Joshua Phillips	SSR	4:02.41	1500m	Annabel McDermott	UTN	4:34.57
James Constance	KEJ	9:01.37	3,000m	Annabel McDermott	UTN	9:45.38
Jordan Glover	HIL	29:21.74	5,000m Walk	Chelsea Goodhew	WTL	26:12.51
Alexander Thompson	HIL	14.97	110m / 100m Hurdles	Teghan Barklay	WOL	15.02
Alexander Thompson	HIL	55.45	400m Hurdles	Tessa Constantine	SSR	66.30

NSW CHAMPIONS

Men	Club	Performance	Event	Women	Club	Performance
U17 continued						
Trent Glynn	BAN	6:46.04	2,000m Steeplechase	Briony Norton	BAN	7:21.98
Harrison Brierley	ILL	1.93	High Jump	Paige Wilson	TGS	1.68
David Chen	BAN	6.58	Long Jump	Alexandra Petersen	NEP	5.47
Gabriel Wahl	ASW	3.80	Pole Vault	Johanna Volos	RYD	2.60
Frederick Adutwum	MTP	13.16	Triple Jump	Alexandra Petersen	NEP	11.65
Pita Toamotu	SGD	15.99	Shot Put	Jessica Aldridge	IND	14.86
Pita Toamotu	SGD	54.41	Discus	Kristina Moore	CHE	41.14
Nick Price	MIN	48.86	Hammer	Sarah Ringrose	WES	51.39
Cameron McEntyre	SYP	71.13	Javelin	Jessica Aldridge	IND	39.26
U16						
Christopher Ius	TGS	11.43	100m	Katie Devitt	CHE	12.60
Christopher Ius	TGS	22.69	200m	Maisie Stevens	AEA	25.13
Jordan Doris	KEJ	50.88	400m	Bernice De Jager	MHA	59.08
Jordan Doris	KEJ	2:00.00	800m	Catherine Miller	ASW	2:11.62
Elliot Metcalf	UTN	4:15.01	1500m	Catherine Miller	ASW	4:32.16
Christopher Breen	SGD	9:26.65	3,000m	Hannah Bain	MHA	10:24.51
Dylan Richardson	MIN	13:30.32	3,000m Walk	Raquel Roukos	NEP	15:13.86
Byron Hollingworth - Dessent	TGS	13.46	110m / 90m Hurdles	Maisie Stevens	AEA	13.60
Byron Hollingworth - Dessent	TGS	26.95	200m Hurdles	Lauryn Walker	UTN	31.39
Stuart Geddes	ARM	6:40.35	2,000m Steeplechase	Ellen Kriedemann	RBH	7:50.06
Saxon Wallace-Hoyle	STL	1.85	High Jump	Emily Whelan	ANL	1.65
James Moloney	SOS	6.22	Long Jump	Bernice De Jager	MHA	5.26
Konrad Cuevas	CHE	3.20	Pole Vault	Binta Salawu	ASW	2.80
Brodie Heinecke	CBT	12.56	Triple Jump	Johanna Selmes	IND	10.95
EJ Brown-Vaelua	HIL	15.31	Shot Put	Josephine Ritchie	HIL	13.96
Kyle Ekstrom	CHE	54.25	Discus	Stephanie Scigala	WAL	38.13
Zaidan Minslow	SOS	41.86	Hammer	Tayla Jobson	GIR	45.52
Matthew McVey	PAR	45.69	Javelin	Annika Mountstephens	UTN	40.03
Ben Carter	UTN	3678	Heptathlon	Kate Collet	CHE	3696
Luke Scofield	BLM	8:03.0	2.5km Short Course XC	Rose Davies	ANL	8:25.0
Lorcan Redmond	ANL	13:11.0	4km Cross Country	Rose Davies	ANL	15:03.0
Max Stapley	KEJ	16:57.0	5km Road Race	Hannah Freo	KEJ	18:30.0
Dylan Richardson	MIN	15:07.0	3km Road Walk	Jasmyn McDonald	PAR	14:51.0
Dylan Richardson	MIN	24:46.0	5km Road Walk	Jasmyn McDonald	PAR	26:19.0
U16 Para Ambulant						
Cameron Murray	PAR	17.86	100m	Erin Cleaver	MHA	14.25
Thomas Webster	MHA	52.36	200m	Tamsin Colley	RBH	37.40
			400m	Tamsin Colley	RBH	1:26.63
			800m	Belinda Scott	ASW	3:00.25
			1500m	Tamsin Colley	RBH	7:35.31
Cameron Murray	PAR	3.22	Long Jump			
Corey Anderson	SGD	7.54	Shot Put	Ashleigh O'Keefe	PAR	8.15
Corey Anderson	SGD	26.00	Discus	Nicole Robertson	ASW	15.82
Corey Anderson	SGD	31.64	Javelin	Erin Cleaver	MHA	22.65
U16 Wheelchair						
Gregory Luff	SUT	20.75	100m			
Bradley Pemberton	MIN	33.14	200m			
Bradley Pemberton	MIN	2:17.02	800m			
Gregory Luff	SUT	5:06.60	1500m			

NSW CHAMPIONS

Men	Club	Performance	Event	Women	Club	Performance
U15						
Luke Trevillian	NEP	11.93	100m	Dakota Thomas	MHA	12.34
Luke Trevillian	NEP	23.85	200m	Dakota Thomas	MHA	25.48
Samuel Ellicott	TAM	55.14	400m	Taliah Lummow	SOS	57.81
Luke Young	MHA	2:07.73	800m	Eliza Harvey	RYD	2:15.82
Luke Young	MHA	4:25.04	1500m	Sian Fennell	KEJ	4:47.40
Luke Gosper	PAR	9:33.00	3,000m	Abbey Rockliff	ASW	9:52.67
Oscar Tebbutt	GOS	15:09.46	3,000m Walk	Samantha Brown	PAR	15:43.42
River Melia	IND	14.79	100m / 90m Hurdles	Mia Hemsworth	CHE	13.19
River Melia	IND	27.64	200m Hurdles	Stephanie Potter	BLM	32.23
Luke Gosper	PAR	6:48.79	2,000m Steeplechase	Taylor Porter	SUT	7:43.76
Benjamin Nogajski	RYD	1.74	High Jump	Chelsea Egginton	MHA	1.76
Aref Elchami	IND	5.60	Long Jump	Dakota Thomas	MHA	5.11
			Pole Vault	Abbey Waterworth	SYP	2.20
Alex Willett	UTN	11.94	Triple Jump	Chelsea Egginton	MHA	10.62
Kevin Yang	CHE	12.82	Shot Put	Dakota Thomas	MHA	12.19
Aiden Butcher	IND	45.81	Discus	Annette Peace	NOW	34.31
Benjamin Nies	WES	37.62	Hammer	Elizabeth Dimoulas	CBT	32.12
Aiden Butcher	IND	38.89	Javelin	Rebekah Lee	ILL	34.94
U14						
Samuel Stanford	MTP	11.79	100m	Isabellah Walker	ILL	12.91
Samuel Stanford	MTP	24.99	200m	Isabellah Walker	ILL	25.91
Morgan Little	SYP	57.72	400m	Abigail Stevanovic	UTN	59.75
Angus Beer	BLM	2:12.40	800m	Niamh Sanday	PAR	2:21.31
Angus Beer	BLM	4:28.60	1500m	Niamh Sanday	PAR	4:45.86
Hayden Blaskett	SSR	15:10.71	3,000m Walk	Allanah Pitcher	MIN	15:46.36
Kobi Sharp	ILL	14.29	90m / 80m Hurdles	Abigail Stevanovic	UTN	12.47
Nathan Graham	FOR	31.99	200m Hurdles	Abigail Stevanovic	UTN	29.72
Kobi Sharp	ILL	1.71	High Jump	Rosie Tozer	WOL	1.58
Levi Moffatt-McDonald	MIN	4.91	Long Jump	Naomi Galley	SOS	4.87
Blake Toohey	TGS	2.10	Pole Vault			
Finn Murphy	TGS	10.25	Triple Jump	Naomi Galley	SOS	10.41
Blake Toohey	TGS	9.75	Shot Put	Bella Ferfoglia	IND	11.95
Tyrese Vidal	SYP	37.35	Discus	Sally Shokry	HIL	35.61
Lachlan Ringrose	WES	34.38	Hammer	Harine Somasundara	GIR	28.36
Nathan Graham	FOR	32.22	Javelin	Harine Somasundara	GIR	30.93
Morgan Little	SYP	1970	Pentathlon	Jemima Keay Daok	AEA	2464
Benjamin Bishop	CHE	10:10.0	3km Cross Country	Abbey Rockliff	ASW	10:23.0
Lachlan Sky	SYP	11:05.0	2km Road Walk	Samantha Brown	PAR	10:07.0
U12						
Samuel Rockliff	ASW	4:56.0	1.5km Short Course XC	Charlotte Lowe	MHA	5:01.0
Patrick Cantlon	SUT	7:26.0	2km Cross Country	Charlotte Lowe	MHA	7:34.0
Lachlan Rigney	WYO	11:03.0	2km Road Walk	Allanah Pitcher	MIN	10:34.0
Bayden Little	SYP	5:13.0	1km Road Walk	Allanah Pitcher	MIN	4:51.0
M30			W30			
Russel Parker	BAR	7.37	60m	Kylie Wilmott	CBT	8.49
Russel Parker	BAR	11.35	100m	Kylie Wilmott	CBT	13.23
Michael Laws	BMA	24.35	200m	Kylie Wilmott	CBT	26.97
Gregory Eyears	BAN	55.38	400m	Kylie Wilmott	CBT	62.48
Mitchell Lloyd	HIL	2:11.44	800m	Rona McNiven	AEA	2:25.85
Mitchell Lloyd	HIL	4:40.40	1500m	Rona McNiven	AEA	4:58.48

NSW CHAMPIONS

Men	Club	Performance	Event	Women	Club	Performance
M30 continued				W30 continued		
			5,000m	Jessica Clifton	BMA	23:59.26
			110m / 100m Hurdles	Aanika Milne	MIN	16.27
			3,000m / 2,000m Steeplechase	Melissa Holahan	WAL	13:09.06
Weizhen Zhang	AEA	1.70	High Jump	Aanika Milne	MIN	1.30
Michael Laws	BMA	6.04	Long Jump	Aanika Milne	MIN	4.43
Christopher Clegg	HIL	4.40	Pole Vault			
Michael Laws	BMA	12.42	Triple Jump	Penelope Nash	BMA	8.08
Stephen Bullock	CBT	9.59	Shot Put	Melissa Holahan	WAL	10.73
Stephen Bullock	CBT	37.10	Discus	Melissa Holahan	WAL	26.79
Warren Jones	UTN	34.59	Hammer	Melissa Holahan	WAL	49.36
			Javelin	Melissa Holahan	WAL	23.68
Michael Laws	BMA	10.96	Weight Throw	Melissa Holahan	WAL	16.11
Michael Laws	BMA	2161	Outdoor Pentathlon	Jessica Clifton	BMA	1400
M35				W35		
Gregory Bruce	CBT	7.80	60m	Nicole Robinson	MIN	7.98
Christopher Martin	MTP	11.94	100m	Natasha Hughes	ILL	12.76
Jay Stone	ARM	22.95	200m	Natasha Hughes	ILL	26.33
Jay Stone	ARM	51.18	400m	Kimberley Fletcher	MAI	61.07
Brett Halls	SYU	1:57.59	800m	Kimberley Fletcher	MAI	2:24.07
Joel Xuereb	RBH	4:24.76	1500m			
Damien Meyer	MIN	20:41.66	5,000m	Jennifer Doak	SSR	19:24.35
			5,000m Walk	Kayleen Heinecke	CBT	40:02.27
Stuart Guthrie	SYP	17.34	110m / 100m Hurdles	Kimberley Fletcher	MAI	18.23
			400m Hurdles	Kimberley Fletcher	MAI	68.52
Damien Meyer	MIN	14:00.10	3,000m / 2,000m Steeplechase	Aileen Livingstone	WAL	14:37.50
Jamie Muscat	ILL	1.20	High Jump	Kimberley Fletcher	MAI	1.48
Stuart Guthrie	SYP	5.52	Long Jump	Kimberley Fletcher	MAI	4.74
			Pole Vault	Monste Ros	WOL	2.90
Stuart Guthrie	SYP	12.27	Triple Jump	Kimberley Fletcher	MAI	10.18
Jamie Muscat	ILL	14.42	Shot Put	Kelly Hunter	GOS	10.42
Jamie Muscat	ILL	38.81	Discus	Kelly Hunter	GOS	36.48
Jamie Muscat	ILL	43.79	Hammer	Audrey Thomson	ILL	28.84
Jamie Muscat	ILL	33.78	Javelin	Kelly Hunter	GOS	25.97
Jamie Muscat	ILL	13.76	Weight Throw	Audrey Thomson	ILL	10.91
Andrew Tuckey	SSR	25:17.0	7.5km / 5km Short Course XC	Deb Walsham	ASW	22:08.0
Chadi Elashkar	SGD	42:38.0	12km / 8km Cross Country	Cecily Butley	RBH	32:41.0
Russel Dessaix-Chin	SYU	30:46.0	10km Road Race	Rebecca Holmes	AEA	38:49.0
M40				W40		
Gregory Smith	MTP	7.32	60m	Ranell Hobson	BMA	7.97
Gregory Smith	MTP	11.39	100m	Ranell Hobson	BMA	13.11
Ed White	SYP	23.71	200m	Ranell Hobson	BMA	27.72
Adam Grigg	SYP	56.37	400m	Kriszta Kovacs	SYP	63.88
Chamkaur Dhaliwal	AEA	2:04.48	800m	Kriszta Kovacs	SYP	2:26.01
Chamkaur Dhaliwal	AEA	4:12.18	1500m	Kriszta Kovacs	SYP	5:01.45
Martin Considine	RBH	17:18.75	5,000m	Gillian Sohun	AEA	20:08.41
Paul Ray	SUT	39:49.76	10,000m			
Dominic Carr	NMA	22.89	110m / 80m Hurdles	Jenny Bishop	CHE	15.17
Mike Everett	HIL	69.89	400m Hurdles	Catherine Salmon	CAM	1:30.24
Dominic Carr	NMA	14:42.60	3,000m / 2,000m Steeplechase			
Mike Everett	HIL	1.50	High Jump	Lynette Smith	GIR	1.54
Andrew Cassin	MIN	5.85	Long Jump	Alice Bohdan	BLM	10.21

NSW CHAMPIONS

Men	Club	Performance	Event	Women	Club	Performance
M40 continued				W40 continued		
Steve Hile	NEP	2.10	Pole Vault	Samantha Latanis	SGD	10.68
Andrew Cassin	MIN	10.80	Triple Jump	Alice Bohdan	BLM	10.21
Rodney Watson	WOO	10.77	Shot Put	Samantha Latanis	SGD	10.68
Rodney Watson	WOO	30.23	Discus	Samantha Latanis	SGD	32.28
Rodney Watson	WOO	33.26	Hammer	Samantha Latanis	SGD	33.61
Rodney Watson	WOO	34.93	Javelin	Lynette Smith	GIR	33.00
Rodney Watson	WOO	9.71	Weight Throw	Samantha Latanis	SGD	11.34
Adrian Wade	RYD	2354	Pentathlon	Lynette Smith	GIR	2737
Peter Costello	SYU	31:58.0	10km Road Race	Belinda Martin	SGD	34:50.0
Peter Costello	SYU	41:18.0	12km / 8km Cross Country	Belinda Martin	SGD	31:29.0
Peter Costello	SYU	24:04.0	7.5km / 5km Short Course XC	Belinda Martin	SGD	18:49.0
Peter Costello	SYU	1:13:14.0	Half Marathon	Belinda Martin	SGD	1:18:52.0
M45				W45		
Christopher Brack	MTP	7.61	60m	Jacqueline Bezuidenhout	UTN	8.59
Christopher Brack	MTP	11.94	100m	Jacqueline Bezuidenhout	UTN	13.72
Christopher Brack	MTP	24.21	200m	Janelle Delaney	SYP	26.74
Christopher Brack	MTP	53.55	400m	Janelle Delaney	SYP	60.18
Darrin James	KEJ	2:10.72	800m	Karen Herrmann	ILL	2:35.37
David Tonge	SSR	4:22.42	1500m	Amanda Coombe	SYP	6:22.54
David Tonge	SSR	16:14.35	5,000m	Jude Gregory	AEA	20:43.87
Paul McClarnon	SSR	35:14.93	10,000m			
Ian Jessurun	NMA	26:366.07	5,000m Walk	Suzanne Brown	UTN	33:48.18
David Murphy	BLM	18.57	110m / 80m Hurdles	Lenore Lambert	SYP	13.24
David Murphy	BLM	67.33	400m Hurdles	Lenore Lambert	SYP	71.09
Geoff Hynoski	IBS	12:45.12	3,000m / 2,000m Steeplechase	Robyn Smith	GIR	10:22.22
David Murphy	BLM	1.60	High Jump	Lenore Lambert	SYP	1.48
Llanley Crowder	RBH	5.48	Long Jump	Lenore Lambert	SYP	4.91
Andrew Kohlrusch	BLM	3.10	Pole Vault	Selina Ellis	HIL	2.00
Andrew Watson	BLM	11.91	Triple Jump	Elizabeth Jones	CHE	8.40
			Shot Put	Gabriele Watts	NEP	11.09
Andrew Watson	BLM	34.00	Discus	Gabriele Watts	NEP	34.40
Jim Fassolis	CBT	38.94	Hammer	Gabriele Watts	NEP	37.17
Geoff Carter	BMA	42.27	Javelin	Janie Carter	BMA	24.76
Matthew Stenning	ASW	10.72	Weight Throw	Gabriele Watts	NEP	12.51
Anthony France	WAL	2913	Pentathlon	Lenore Lambert	SYP	3140
Richard Roberts	ASW	33:53.0	10km Road Race	Louise Arnot	SSR	39:13.0
Leith Babian	NOW	45:18.0	12km / 8km Cross Country	Lorraine Hince	KEJ	32:58.0
Ian Jessurun	NMA	25:45.0	5km Road Walk	Carmel Parker	UTN	34:21.0
Ian Jessurun	NMA	1:22:35.0	15km Road Walk	Nancy Newsome	AEA	20:14.0
Richard Roberts	ASW	26:14.0	7.5km / 5km Short Course XC			
Stephen Grant	NOW	1:19:52.0	Half Marathon	Nancy Newsome	AEA	1:31:43.0
M50				W50		
Todd Devery	BMA	8.07	60m	Gianna Mogentale	IBS	8.54
Darren Hughes	MTP	11.98	100m	Gianna Mogentale	IBS	13.66
Darren Hughes	MTP	24.05	200m	Julie Forster	NMA	27.76
Darren Hughes	MTP	53.94	400m	Julie Forster	NMA	65.19
Peter Hanley	UTN	2:16.78	800m	Suzanne Gore	RYD	2:36.03
Robert Combe	SUT	4:51.07	1500m	Angela Carpini	HIL	5:13.06
			Mile	Angela Carpini	HIL	18:58.18
John Simpson	ILL	18:18.39	5,000m			
Ronald Cozijnsen	SUT	41:57.93	10,000m			

NSW CHAMPIONS

Men	Club	Performance	Event	Women	Club	Performance
M50 continued				W50 continued		
Tim McGrath	UTN	17.90	100m / 80m Hurdles	Sally Stagles	CHE	13.06
Georg Herger	ILL	67.28	400m Hurdles			
Robert Combe	SUT	11:47.03	3,000m / 2,000m Steeplechase	Caroline Yarnell	SSR	9:15.83
Laurie Downing	SOS	1.56	High Jump			
Alan Provenzano	NMA	4.86	Long Jump	Vicki Townsend	MIN	4.00
Tim McGrath	UTN	3.30	Pole Vault			
Laurie Downing	SOS	10.21	Triple Jump	Vicki Townsend	MIN	8.58
Stuart Gyngell	WOL	16.44	Shot Put	Vicki Townsend	MIN	9.54
Stuart Gyngell	WOL	45.83	Discus	Vicki Townsend	MIN	29.47
Stuart Gyngell	WOL	45.03	Hammer	Glenys Whitehead	UTN	36.40
Alan Provenzano	NMA	36.84	Javelin	Glenys Whitehead	UTN	24.32
Stuart Gyngell	WOL	17.01	Weight Throw	Glenys Whitehead	UTN	12.02
Tim McGrath	UTN	2498	Pentathlon	Vicki Townsend	MIN	2711
Chris Maher	SSR	35:31.0	10km Road Race	Jane Boyd	AEA	41:44.0
Julian Critchlow	KEJ	44:02.0	12km / 8km Cross Country	Jane Boyd	AEA	35:40.0
Julian Critchlow	KEJ	27:01.0	7.5km / 5km Short Course XC	Karen Stanley	SGD	20:14.0
M55				W55		
Pete Shepherd	IBS	8.15	60m	Christine Shaw	WOL	9.04
Pete Shepherd	IBS	12.96	100m	Marie Kay	WOL	13.44
Trevor Young	UTN	25.48	200m	Christine Shaw	WOL	30.13
Trevor Young	UTN	56.37	400m	Deborah Drennan	UTN	1:12.65
Mark Conyers	KOO	2:33.95	800m	Deborah Drennan	UTN	2:44.99
Jose Carvalho	SGD	5:05.46	1500m	Deborah Drennan	UTN	5:51.85
Jose Carvalho	SGD	18:40.74	5,000m	Margaret Beardslee	MIN	21:57.18
John Simpson	ILL	38:57.19	10,000m			
Robert Osborne	NEP	30:22.27	5,000m Walk	Trish Stallard	WAL	41:23.22
Paul Carr	MIN	19.45	100m / 80m Hurdles	Robyn Suttor	MTP	14.66
Paul Carr	MIN	1:28.43	400m Hurdles			
Leslie Gonye	UNS	17:08.54	3,000m / 2,000m Steeplechase	Trish Stallard	WAL	12:31.32
Robert Hanbury-Brown	RYD	1.30	High Jump	Christine Shaw	WOL	1.33
David Mitchell	WAL	4.68	Long Jump	Christine Shaw	WOL	4.22
William Tyler	WOL	3.00	Pole Vault			
David Mitchell	WAL	9.61	Triple Jump	Christine Shaw	WOL	8.46
Robert Hanbury-Brown	RYD	10.46	Shot Put	Marie Kay	WOL	11.44
Robert Hanbury-Brown	RYD	34.27	Discus	Christine Shaw	WOL	25.06
Lajos Joni	RYD	40.75	Hammer	Jill Taylor	CHE	33.41
Andrew Atkinson-Howatt	RYD	39.44	Javelin	Christine Shaw	WOL	25.60
Lajos Joni	RYD	13.03	Weight Throw	Jill Taylor	CHE	9.86
Kevin Fisher	PAR	2512	Pentathlon	Christine Shaw	WOL	3289
Dave Riches	BAN	35:54.0	10km Road Race	Robyn Basman	SGD	38:56.0
Jose Carvalho	SGD	31:09.0	8km / 6km Cross Country	Robyn Basman	SGD	24:39.0
Robert Osbourne	NEP	29:18.0	5km Road Walk			
Garry Wheeler	KEJ	18:30.0	7.5km / 5km Short Course XC	Robyn Basman	SGD	20:50.0
David Riches	BAN	1:19:35.0	Half Marathon	Heather Bolton	AEA	1:37:44.0
M60				W60		
Ken Porter	NEP	8.19	60m	June Lowe	IBS	9.47
Ken Porter	NEP	13.02	100m	June Lowe	IBS	15.29
Ken Porter	NEP	26.46	200m	Lynette Clark	GIR	39.65
Ken Porter	NEP	61.52	400m	Lynette Clark	GIR	1:55.94
			800m	Lynette Clark	GIR	4:32.96
Dennis Wylie	HIL	5:08.29	1500m	Rosemary Roediger	HIL	5:39.29

NSW CHAMPIONS

Men	Club	Performance	Event	Women	Club	Performance
M60 continued				W60 continued		
Dennis Wylie	HIL	19:54.36	5,000m	Rosemary Roediger	HIL	20:39.34
Dennis Wylie	HIL	38:51.53	10,000m			
Rodney Bennett	SSR	36:11.06	5,000m Walk			
Wayne Marriot	SYP	17.88	100m / 80m Hurdles	June Lowe	IBS	18.01
Neil Fowler	NMA	50.73	300m Hurdles			
Dennis Wylie	HIL	8:03.68	2,000m Steeplechase			
Clay Tompkins	UTN	1.50	High Jump			
Clay Tompkins	UTN	4.84	Long Jump	June Lowe	IBS	3.52
Phillip Carrero	BAN	3.00	Pole Vault			
Clay Tompkins	UTN	11.33	Triple Jump	Robyn Eyears	BAN	5.69
Gavin Murray	NMA	12.10	Shot Put	June Lowe	IBS	9.76
Gavin Murray	NMA	42.63	Discus	June Lowe	IBS	21.44
Gavin Murray	NMA	41.18	Hammer	June Lowe	IBS	36.66
Steven Denning	HIL	31.71	Javelin	June Lowe	IBS	22.82
Gavin Murray	NMA	16.65	Weight Throw	June Lowe	IBS	13.54
Ron Schwebel	SSR	37:29.0	10km Road Race	Rosalind Perry	WOL	56:31.0
Ron Schwebel	SSR	32:46.0	8km / 6km Cross Country	Rosemary Roediger	HIL	27:07.0
			5km Road Walk	Judy Brown	NMA	41:02.0
John West	NMA	1:47:42.0	15km Road Walk	Judy Brown	NMA	2:10:45.0
Dennis Wylie	HIL	19:06.0	7.5km / 5km Short Course XC	Rosemary Roediger	HIL	22:22.0
M65				W65		
John Lamb	IBS	8.52	60m	Judith Rigg	IBS	11.59
John Lamb	IBS	13.37	100m	Judith Rigg	IBS	18.83
John Lamb	IBS	27.27	200m	Paula Moorhouse	SYP	34.30
John Lamb	IBS	61.10	400m	Paula Moorhouse	SYP	1:17.29
Stuart Hayward	TOU	2:31.41	800m	Paula Moorhouse	SYP	3:00.73
Noel Wright	HIL	5:50.73	1500m	Paula Moorhouse	SYP	6:18.66
Peter Cassettari	BAN	20:12.93	5,000m			
Robert Connors	UTN	40:28.46	5,000m Walk	Judy Brown	NMA	41:41.05
John Lamb	IBS	17.50	100m Hurdles			
John Lamb	IBS	47.96	300m Hurdles			
Stephen Napper	HIL	10:04.43	2,000m Steeplechase			
John Searle	SYP	1.45	High Jump			
John Searle	SYP	4.77	Long Jump	Judy Brown	NMA	2.11
Tom Barber	HIL	2.40	Pole Vault			
Noel Peters	NMA	7.98	Triple Jump			
Miet Dlugolecki	NMA	10.27	Shot Put	Judy Brown	NMA	8.24
John Gordon	NMA	34.87	Discus	Judy Brown	NMA	15.78
Richard Ward	BMA	29.85	Hammer	Judy Brown	NMA	12.82
John Gordon	NMA	31.68	Javelin	Judy Brown	NMA	12.54
Raminder Singh	GIR	7.89	Weight Throw	Judy Brown	NMA	5.81
Charles Templeton	NAM	1768	Pentathlon			
Donald Mathewson	HIL	40:34.0	10km Road Race	Shirley Dalton	BAN	56:37.0
Frank Scorzelli	SGD	34:57.0	8km / 6km Cross Country	Shirley Dalton	BAN	37:37.0
			5km Road Walk	Joan Purcell	ASW	35:55.0
John Walton	BAN	20:53.0	7.5km / 5km Short Course XC	Shirley Dalton	BAN	30:07.0
Peter Cassettari	BAN	1:31:18.0	Half Marathon			

NSW CHAMPIONS

Men	Club	Performance	Event	Women	Club	Performance
M70				W70		
Neville McIntyre	GIA	8.72	60m			
Neville McIntyre	GIA	13.93	100m			
Neville McIntyre	GIA	30.22	200m			
Neville McIntyre	GIA	1:11.77	400m	Lesley Eller	AEA	1:35.52
Donald Mathewson	HIL	2:32.45	800m			
Donald Mathewson	HIL	5:06.53	1500m			
Donald Mathewson	HIL	18:59.71	5,000m	Dorothy Siepmann	BAN	29:55.91
Baden White	IND	42:54.79	5,000m Walk	Joan Purcell	NEP	36:48.40
Graham Ryan	RBH	1:01.24	300m Hurdles			
Brian Rix	NMA	10:46.56	2,000m Steeplechase			
Graham Ryan	RBH	3.57	Long Jump			
Graham Ryan	RBH	7.57	Triple Jump			
Leo Christopher	NMA	12.73	Shot Put	Mary Thomas	IBS	8.29
Leo Christopher	NMA	36.36	Discus	Mary Thomas	IBS	21.23
Bruce Wiggins	NMA	21.47	Hammer	Mary Thomas	IBS	27.95
Peter Crombie	SYP	29.59	Javelin	Mary Thomas	IBS	21.81
Kenneth Stubbs	MIN	9.27	Weight Throw	Mary Thomas	IBS	11.45
Graham Ryan	RBH	1453	Pentathlon			
William Thom	BAN	47:51	10km Road Race	Dorothy Siepmann	BAN	1:04.20
William Thom	BAN	42:11	8km / 6km Cross Country	Dorothy Siepmann	BAN	41:15.0
Ian Graves	SUT	24:10.0	7.5km / 5km Short Course XC	Dorothy Siepmann	BAN	32:50.0
M75				W75		
Nicholas Bastas	UTN	9.68	60m	Kathleen Cook	MIN	12.34
Nicholas Bastas	UTN	15.52	100m	Kathleen Cook	MIN	20.63
Nicholas Bastas	UTN	33.99	200m	Kathleen Cook	MIN	46.78
Ron Wills	RYD	1:25.77	400m			
John Spinney	BMA	3:25.45	800m			
John Warren	SYP	6:13.98	1500m			
John Spinney	BMA	25:03.17	5,000m			
Jim Seymon	UTN	34:09.34	5,000m Walk			
Ronald Perry	WOL	12:16.99	2,000m Steeplechase			
Ron Simcock	WOL	1.25	High Jump			
Nicholas Bastas	UTN	7.62	Triple Jump			
Ron Simcock	WOL	9.40	Shot Put			
Brett Sowerby	BMA	30.78	Discus			
Ron Simcock	WOL	33.34	Hammer			
Ron Simcock	WOL	29.44	Javelin			
Ron Simcock	WOL	13.47	Weight Throw			
Jim Seymon	UTN	32:36.0	5km Road Walk			
Jim Seymon	UTN	1:44:59.0	15km Road Walk			
M80						
Richard Hughes	UTN	10.33	60m			
Richard Hughes	UTN	16.55	100m			
Richard Hughes	UTN	35.69	200m			
Richard Hughes	UTN	1:24.77	400m			
Richard Hughes	UTN	3:35.11	800m			
Roy Bennett	NMA	16.34	Discus			
Roy Bennett	NMA	16.86	Javelin			

ROLL OF HONOUR

RESULTS OF NSW ATHLETES IN IAAF COMPETITIONS

IAAF World Race Walk, 3-4 May 2014, Taicang, China

Tyler Jones (MIN) U20 Men 10km walk (disqualified)
 Adam Rutter (SYP) 20Km Walk 64th 1:24.44, AUS Team: 11th 135pts

IAAF World Relays, 24-25 May 2014, Nassau, Bahamas

Jarrold Geddes (SYU) 4x100m 6th heat 39.21, B Final (Australia did not finish)
 Ryan Gregson (KEJ) 4x800m 4th Australia 7.11.48 NR; 4x1500m 4th 14.46.04 (National Record)
 Jake Hammond (ILL) 4x100m 6th heat 39.21, B Final (Australia did not finish)
 Jin Su Jung (SYU) 4x100m 6th heat 39.21, B Final (Australia did not finish)
 Josh Ralph (SYU) 4x400m 5th heat 3.04.64, B Final 5th 3.04.61; 4x800m 4th 7.11.48 (National Record)
 Jared West (SYP) 4x800m 4th 7.11.48 (National Record)
 Bridey Delaney (SGD) 4x1500m bronze 17.08.65 (National Record)
 Elly Graf (ILL) 4x100m 6th heat 44.69
 Selma Kajan (RBH) 4x800m 4th 8.13.26 (National Record)
 Ella Nelson (SYU) 4x100m 6th heat 44.69
 Anneliese Rubie (SYU) 4x400m 6th heat 3.30.92, B Final 1st 3.31.01

IAAF World Junior Championships, 22-27 July 2014, Eugene, USA

Josh Clarke (UTN) 100m 2nd heat 10.36, 3rd semi 10.79; 4x100m relay 4th heat 40.18, 7th final 40.09
 Bryce Collins (UTN) 400m hurdles 3rd heat 52.40, 6th semi 52.62
 Anthony Collum (UTN) 4x100m relay 4th heat 40.18, 7th final 40.09
 Christian Foster (WOL) 4x400m relay (did not run)
 Jack Hicking (BAN) Pole Vault qual 5.20m, 7th final 5.40m (NSW record)
 James Kermond (CBT) 200m 4th heat 21.43; 4x400m relay 3rd heat 3:09.22, 5th final 3:06.80
 Costa Kousparis (HIL) Hammer (6kg) 25th 65.93m
 Jack Stapleton (RBH) 1500m 7th heat 3.49.67
 Morgan McDonald (RHB) 5,000m 10th 14.10.08
 Ivor Metcalf (SOS) 110m hurdles (99cm) 4th heat 13.74, 6th Semi 13.94
 Rhys Stein (ASW) Javelin qual 62.68m
 Jasmine Dighton (ASW) 10,000m walk (disqualified)
 Jessica Hull (KEJ) 3,000m 7th 9:08.85
 Katrina Hunt (UTN) 100m hurdles 2nd heat 13.66, 5th Semi-final 13.63w; 4x100m Relay 3rd heat 45.54
 Audrey Kyriacou (SOS) 4x100m Relay 3rd heat 45.54; Long Jump qual 6.02m
 Anna Laman (PAR) 1500m 8th heat 4:18.89, 12th final 4:18.70
 Nicola McDermott (MIN) High Jump qual 1.79m
 Tavleen Singh (ASW) 4x100m Relay 3rd heat 45.54
 Kate Spencer (SYU) 5,000m 11th 16:18.18, 3,000m steeple (did not start)
 Georgia Wassall (ASW) 800m 1st heat 2:05.69, 2nd semi 2:04.84, bronze final 2:02.71; 4x400m 4th heat 3:39.18, 7th final 3.39.65



ROLL OF HONOUR

CONTINUED

Commonwealth Games, 22 July – 3 August 2014, Glasgow, UK

Ian Dewhurst (SYU)	400m Hurdles 3rd heat 50.45, 4x400m relay 2nd heat 3:05.41, 6th final 3.04.19 (ran heat only)
Jarrold Geddes (SYU)	200m 3rd heat 21.03; 4x100m heat (disqualified), 4x400m relay 2nd heat 3:05.41, 6th final 3.04.19 (ran final only)
Ryan Gregson (KEJ)	1500m 7th heat 3.41.91
Jake Hammond (ILL)	4x100m heat (disqualified)
Nicholas Hough (SYU)	110m hurdles 3rd heat 13.70, 4th final 13.57, 4x100m heat (disqualified)
Fabrice Lapierre (WES)	Long Jump qual 7.95m, 4th final 8.00m
Tim Leathart (SYP)	4x100m relay heat (disqualified)
James Nipperess (SYU)	3,000m Steeplechase 9th 9:16.76
Joshua Ralph (SYU)	800m 5th heat 1.52.48
Steve Solomon (RBH)	400m 2nd heat 46.26, semi (did not finish)
Brandon Starc (PAR)	High Jump qual 2.20m, 8th final 2.21m
John Steffensen (BAN)	4x400m relay 2nd heat 3:05.41, 6th final 3.04.19
Jake Stein (ASW)	Decathlon 7005 (disq, 7.15m, 14.80m, 1.96m, 50.63, 15.09, 50.37m, 4.10m, 68.25m, 4.53.12)
Ben St Lawrence (RBH)	10,000m 16th 28.49.41
Harry Summers (RBH)	10,000m 18th 29.00.56
Christie Chamberlain (WES)	Discus 10th 52.61m
Madeline Heiner (KEJ)	3,000m Steeplechase 4th 9.34.01
Michelle Jenneke (SYU)	4th heat 13.33, 5th final 13.36
Ella Nelson (SYU)	200m 3rd heat 23.57, 6th semi 23.50, 4x100m relay 2nd heat 44.45, 5th final 44.21
Anneliese Rubie (SYU)	400m 4th heat 52.86, 4th semi 52.55; 4x400m relay 2nd heat 3:32.40, 4th final 3:30.27
Dani Samuels (WES)	Discus gold 64.88m
Sophie Stanwell (MQH)	Heptathlon 4th 5754 (14.18, 1.69m, 11.96m, 24.35, 5.99m, 36.77m, 2.14.28)
Eloise Wellings (SUT)	5,000m 5th 15.14.99

Youth Olympic Games, 20-26 August 2014, Nanjing, China

Nicholas Andrews (CHE)	110m hurdles (91cm) 5th heat 13.92, final did not start
Matt Rees (SGD)	Javelin qual 70.83m, 4th 71.50m
Emily Augustine (UTN)	1500m 5th heat 4.29.21, final 8th 4.30.51
Tay-Leiha Clark (ILL)	Triple Jump qual 13.00m, silver final 13.06m
Rosie-May Davidson (IBS)	2,000m Steeplechase 9th heat 6.58.35, 8th final 6.50.62
Sam Geddes (ILL)	100m 2nd heat 11.69, 3rd 11.76
Alex Hulley (HIL)	Hammer qual 70.87m, silver final 68.35m
Rachel Pace (CHE)	100m Hurdles 3rd heat 13.83, B Final 1st 14.07
Grace Robinson (SGD)	Shot Put qual 15.61m, 7th final 15.42m
Alina Tape (NAM)	800m 4th heat 2.11.36, B Final 6th 2.12.57
Jessica Thornton (SOS)	400m 1st heat 52.78, final gold 52.50

IAAF Continental Cup, 13-14 September 2014, Marrakech, Morocco

Selma Kajan (RBH)	1500m 8th 4:19.61
Anneliese Rubie (SYU)	400m 7th 54.33, 4x400m relay 4th 3.36.89
Dani Samuels (WES)	Discus Throw 2nd 64.39m
Jessica Thornton (SOS)	4x400m relay 4th 3.36.89
Eloise Wellings (SUT)	5,000m 4th 16:00.14

IAAF World Cross-Country Championships, 28 March 2015, Guiyang, China

Morgan McDonald (RBH)	U20 6km 40th 35.56, Team 19th
James Nipperess (SYU)	12km 69th 38.59, Team 11th
Jessica Hull (BAN)	U20 6km 69th 23.11, Team: 12th
Victoria Mitchell (RBH)	8km 40th 29:11, Team: 11th
Karlie Swanson (WOO)	U20 6km 63rd 23.00, Team: 12th

AWARD WINNERS

Most Outstanding Para-athlete (Senior)

Angie Ballard (SYU), Jodi Elkington (HIL)

Most Outstanding Female Para-athlete (Junior)

Rae Anderson (MIN)

GPS Parkes Memorial Award for Male Distance Runner

Matthew Cox (UTN)

Doris Magee Award for Female Distance Runner

Belinda Martin (SGD)

Dorothy Dorsett Memorial Award for Male Distance Walker

Ian Rayson (MIN)

Doris Clark Award for Female Distance Walker

Nicole Fagan (SYU)

Nick Winter Memorial Award for Aspiring Triple Jumper

Fredrick Adutwun (MTP)

Treloar Shield

UTS Norths

Summer Club Premiership Winner

Open Men - Sydney University

Open Women - Sydney University

Junior Boys - UTS Norths

Junior Girls - Cherrybrook

Masters Men - UTS Norths

Masters Women - UTS Norths

Winter Club Trophy

Bankstown Sports Athletics Club

Metropolitan Club of the Year

Sydney University

Country Club of the Year

Mingara

Official of the Year

Graham Dwight (EPP)

New Official of the Year

Garth Pereira (ANSW)

International Senior Coach of the year

Michael Dooley (ILL)

International Junior Coach of the Year

Ken Green (RBH)

Club/Community coach of the year

Mick Zisti (CHE)

Para-coach of the year

Louise Sauvage (ANSW)

Administrator of the Year

Jay Stone (ARM)

Athletics NSW President's Award (Special Recognition)

Michelle Jenneke (SYU)

Richard Coombes Memorial Award for Most Outstanding Male Athlete

Nick Hough (SYU)

RH North/ W Wilson Award for Most Outstanding Female Athlete

Dani Samuels (WES)

EVENT GROUP AWARDS

George Soper Memorial Award for Best Performance by a NSW Athlete at Australian Championships

Dani Samuels (WES)

Sprints/Hurdles (Junior)

Jessica Thornton (SOS)

Sprints/Hurdles (Open)

Nick Hough (SYU)

Sprints/Hurdles (Masters)

Darren Hughes (MTP)

Middle Distance (Junior)

Georgia Wassall (ASW)

Middle Distance (Open)

Heidi See (HIL)

Middle Distance (Masters)

Don Mathewson (HIL)

Distance (Junior)

Kate Spencer (SYU)

Distance (Open)

Eloise Wellings (SUT), Madeline Heiner (KEJ)

Distance (Masters)

Belinda Martin (SGD)

Walks (Junior)

Tyler Jones (MIN)

Walks (Open)

Adam Rutter (SYP)

Walks (Masters)

Jim Seymon (UTN)

Jumps (Junior)

Jack Hicking (BAN)

Jumps (Open)

Brandon Starc (PAR)

Jumps (Masters)

Christine Shaw (WOL)

Throws (Junior)

Alex Hulley (HIL)

Throws (Open)

Dani Samuels (WES)

Throws (Masters)

Stuart Gyngell (WOL)

Cross Country (Junior)

Morgan McDonald (RBH)

Cross Country (Open)

Victoria Mitchell (RBH)

Cross Country (Masters)

Belinda Martin (SGD)

Multi Events (Junior)

Alysha Burnett (CHE)

Multi Events (Open)

Sophie Stanwell (MHA)

Multi Events (Masters)

Melissa Holahan (WAL)



LIFE MEMBERS

William B Alexander (Bill) *
 WDC Jones *
 Stan R Rowley *
 Richard C Coombes *
 Jack Dunn *
 Nigel C Barker *
 Edward S Markes CBE (Eddy) *
 Lady Halse Rogers *
 Mary Chambers MBE *
 George PS Parke *
 Patrick D Walsh (Pat) *
 Doris I Magee AM MBE *
 H George Carruthers MBE *
 Arthur J Hodsdon MBE *
 Doris Clark *
 Frank E Andrews *
 Richard C Corish BEM (Dick) *
 Nellie Gould OAM BEM (Nell) *
 John F Holland (Jack) *
 J Frank O'Rourke *
 Zora Fibbins OAM *
 George Hunt *
 William H Ahearn (Bill) *
 Alleyn A Gainsford OAM *
 George C Marshall *
 Raymond PB White (Ray) *
 James S Howlin (Jim) *
 George Soper *
 Sidney E Tapner (Sid) *
 Gladys Gosling *
 Sir Charles Moses CBE *
 John H Hanman (Jack) *
 Arthur B O'Connor *
 Harold L Ralph OAM *
 Edna Godfrey *
 Clive Kelly *
 William JC Dunn (Bill)
 Florence E Wrighter OAM BEM (Flo) *
 Nea Edwards *
 Jean Harmey
 Raymond C Frith OAM (Ray) *
 Robert P Heathwood * (Bob)
 Gladys Armstrong *
 Edward F Magee (Ed) *
 Grace Sheldon
 Ruth Frith OAM *
 Marjorie Fitzgibbons *
 Clive D Lee AM
 Raymond M Durie OAM (Ray) *
 Mervyn R Lee Archer OAM (Merv)
 Raymond McDonald (Ray) *
 John P Metcalfe (Jack) *
 Alma Kelly *
 D Keith Donald *
 Douglas Fryer (Doug) *
 W Berge Phillips OBE (Bill)
 Ronald E Newton (Ron)
 Nola Eager
 Brian R Dibben
 Jean Norman *
 Mollie Chapman
 Raymond C Land (Ray)
 Frederick G Eggleton (Fred) *
 June Ralph
 Mabel Lawrence *
 Peter W Lucas *
 Ronald J Crawford OAM (Ron)
 Murray Wilson *
 Jill Huxley
 Helen Searle OAM
 Kenneth F Morris (Ken)
 Barbara Horwood *
 Leonard Horwood (Len) *
 Cecil D Hensley OAM (Chic) *
 Donald T Allen (Don)
 John WE Pross OAM (Jack) *
 Donald L Brodie OAM (Don)
 Betty R Moore
 Trevor A Huxley *
 Eric S Arnold OAM *
 Valmai Loomes
 John F Treloar AM *
 Francis Overton (Frank)
 Ian RP White
 Stanley Sherringham OAM (Stan) *
 Geoffrey A Martin OAM (Geoff)
 Lesley Carter (Les)
 Jan Gibb OAM
 Rodney J Gibb OAM (Rod)
 Edward Simmons (Ted)
 Jan Knox
 Vilis Gravitis
 Rosemary Owens OAM
 Stephen Hampstead (Steve)
 Robert Ryan (Bob)
 Max Debnam
 Janelle Eldridge OAM
 Penny Gillies
 Ron Gibble
 Lorraine Haddrick
 Dennis Jollife
 Alan Mills
 Roslyn Mitchell
 Albert Thomas OAM (Albie) *
 Mervyn Davies *
 Ron White
 Richard Batterley
 Ross Forster
 Peter Good
 Frederick O'Connor (Fred)
 Tony Vecellio
 David Archbold
 Carol Hall
 John Patchett
 Desmond Pollock (Des)
 Max Wilkinson *
 Trevor Height
 Heather Mitchell
 VJ Plummer (John)
 Bev Jaye
 Ian Graves
 Allan Kay
 Steel B Beveridge
 Kim Owens
 John Morris
 Phil O'Hara
 Peter Reynolds
 Paul Stenhouse
 Gordon Windeyer
 Deborah Fox
 Graham Kent
 John Atterton
 Neil Hinton
 Peter Crombie
 Susan Sundstrom
 Ian Kearnes
 Michael O'Mara
 Hans Tiller
 Robin Blackadder (Rob)
 Laurie Keaton
 Ron Keys OAM
 Ron Richter OAM
 David Tarbotton
 Graham Dwight
 Peter Herd
 Lyn Jacenko
 Janet Naylon
 Stuart Paterson
 * Denotes Deceased

SERVICE MERIT AWARD

Elvina Brodie	Roy J Patmore *	Frank Kennett	IMD Prior (Bonnie)
DH Edmonds (Bert) *	Albert Thomas OAM (Albie) *	Evelyn Raynor	Peter Douglas
Frederick G Eggelton (Fred) *	SM Tolbert (Jim) *	Aileen V Pinch (Vera)	Ross Douglas
Raymond Clan (Ray)	Shirley Gehrig	Shirley Mills	James McGrath (Jim)
Mervyn R Lee Archer OAM (Merv)	Doris I Magee AM MBE *	Bett Durie	Bruce Brown
John S McDougall	Doris Clark *	Dawn Schofield	Barbara Day
John C Degnan (Jack)	Nellie Gould OAM BEM (Nell) *	Sidney E Tapner (Sid) *	Ross Forster
Raymond M Durie OAM (Ray) *	Zora Fibbins OAM *	Lucy Jeans	Fred O'Connor
John Smith	Florence E Wrighter OAM BEM (Flo) *	Mavis Young	David Archbold
Alan Pinch *	Edward F Magee (Eddie) *	Lloyd Deverell	Mervyn Davies *
Raymond McDonald (Ray) *	Jean Harmey	Margaret Thelander	Janelle Eldridge OAM
Timothy H West (Tim)	Grace Sheldon	Ross Poulton	Peter Hampshire
Edward J Edwards (Ted) *	Edna Godfrey *	Daphne Staples	Laurie Moore *
Dr Eugene Magassy *	Gerida Bergmann	Basil H Dickinson	Peter Moore
Francis Crabtree (Frank) *	Marion Cuthbert *	Trevor A Huxley *	Peter Reynolds
John WE Pross OAM (Jack) *	Gladys Armstrong *	Peter Wilson	Russell Scott
William J Fitzgibbons (Bill) *	Mona Crichton *	Robert J Ryan (Bob)	Alan Urane
A Charles Neasbey (Charlie)	Nell Davey	Jill Huxley	Marilyn Urane
Jim Hutchins	Marjorie Fitzgibbons *	Peter W Lucas *	Carol Hall
S Harold Suhan (Harry)	Jean Hill *	Lorraine Dunk	Glen Thacker
Dorothy Prince BEM *	Mary Dyson *	Dawn Smith	Alan Nolan
Molly Chapman	Nea Edwards *	Jim Stewart	Desmond Pollock
Cecil D Hensley OAM (Chic) *	Nancy Eade	Francis Overton (Frank)	Alan Staples
Joan Cross	Flo Everson	Olga Marshall *	Janet Naylor
June Ralph	Nola Eager	Jack R Mackie	Stuart Paterson
Arthur S Graves	Ruth Frith OAM *	Phil Donelan	Sue Sundstrom
Ronald E Newton (Ron)	Helen Searle OAM	John C Waller	Robin Blackadder (Rob)
Ron Tye	Rodney J Gibb OAM (Rod)	Jennifer Jaye *	Ronald Hall (Ron)
Dennis P Wilson AM	Ronald Campbell (Ron)	Beverley Jaye (Bev)	Janet Nixon
Cecil J Lonard (Cec) *	Dorothy Mills (Dot) OAM *	M Lorraine Haddrick	Paul Stenhouse
Geoffrey A Martin OAM (Geoff)	Lilian Palmer	Marie Tillett	Anne Saville
Stanley Sherringham OAM (Stan) *	John MacMicking (Jack)	Eric S Arnold OAM *	Neil Hinton
John F Treloar AM *	M Clewett	Eric F Wilson	Tony Okulicz
Alan R Slapp	Elaine Hutchison	Ellen McGrath	Ron Richter OAM
Douglas Fryer (Doug) *	V Parker *	James McGrath (Jim)	Dan Suchy
George E Loomes *	Allan J Filby *	Barbara Horwood *	Ronald Bendall
Brian R Dibben	May Dunstan	Leonard Horwood (Len) *	Hans Tiller
Dr John W Perrot *	Bruce Johnston	Betty Miles *	Margaret Beardslee
Robert W Wilkes (Rob)	Marie Slapp	Robert Dunk (Bob)	Sue Stephens
Darryl P Cross	Joan Kerr	Miss Gracie McDarra	Merv Kemp
Noel S Chuck	Dorothy Ford	Betty R Moore	Gavin Behan
Anthony J Warrener OAM (Tony) *	Ruby Griffiths	Jennifer Darvall	Michael Dooley
Dennis Joliffe	May Hackett	Alex Hutt *	Robert Beardslee
VJ Plummer (John)	Hilary Hardy *	Vilis Gravitis	Brian Hamilton
Murray Wilson *	Mavis Harris	Edward Simmons (Ted)	Vivian Manwaring
Donald T Allen (Don)	Alma Kelly *	Anthony Vecellio OAM (Tony)	Laurie Keaton
Steel B Beveridge	Mabel Lawrnce *	Charles H New *	Stephen Whelan
Ronald J Crawford OAM (Ron)	Shirley Lamy	Kevin Dorsett	Terry Manns
James Evans (Jim) *	David Lamy	Jan Knox	Susan Whatley
A Ferguson	Ronald Maher	Rosemary Owens OAM	Bob Mitchell
Ronald Gribble (Ron)	Marlene Matthews/O'Shea AM	Mary Thomas	Alexandra Pearce
Yvonne Neasbey *	Kay Williams	Judy Vecellio	Karen Watson
Joan Phillpott *	Doris Gallagher	Barry Williams	
James F Heslop (Jim)	Jean Loomes *	Heather Williams	
Lawrence A Hutton (Laurie)	Valmai Loomes	Denis S Gray *	
Kenneth F Morris (Ken)	Marie Kennett	Peter McWilliams *	
Jeanne Norman *		Roslyn Mitchell (Ros)	


* Denotes Deceased

CONDOLENCES

Athletics NSW extends its sincere sympathies to the families of the following members who have passed away. *

- Reginald Austin OAM (Reg)
- John Bromley
- Eddie Dawkings
- Fred Devlin
- Jackie Gallagher
- Bevan Hinitt
- George Kemp
- Peter Lindner
- Paul McCoy
- Mike Moroney AM
- Charles Morris
- Stanley Sherringham OAM (Stan)
- James Slattery
- Colin Smith
- Anthony J Warrener OAM (Tony)
- Peter Waters
- Keith White

* As known at the time of going to print





Athletics New South Wales



Supported by the



ACKNOWLEDGEMENTS

The Board acknowledges the efforts and commitment made by all officials, coaches, volunteers, administrators, management and staff, for the benefit of the sport and in particular, the athletes, throughout New South Wales.