



Athletics
New South Wales

ANNUAL REPORT
2009-2010

ANNUAL REPORT
2009-2010

CONTENTS

Company Information	1
Directors' Profiles	2
Chairman's Report	3
CEO's Report	4
Financial Statements	
Directors' Report	5
Auditor's Independence Declaration under Section 307C of the Corporations Act 2001	6
Statement of Comprehensive Income	7
Balance Sheet	7
Statement of Changes in Equity	8
Cash Flow Statement	8
Notes to the Financial Statements	8
Directors' Declaration	12
Independent Audit Report	13
Profit and Loss Account	15
2009 Sydney World Masters Games	16
Competition	17
Regional Program	21
Membership	22
Officials	23
Emerging Talent Squad Program	25
Membership Statistics	27
2009-2010 NSW Champions	31
NSW Roll of Honour	39
ANSW Awards	42
Life Members	43
Merit Award Holders	44

ATHLETICS NSW LIMITED

ABN 11 330 775 869

(FOUNDED 20 APRIL, 1887, INCORPORATED 15 JANUARY, 1996)

Postal Address: PO Box 595, Sydney Markets, NSW 2129

Street Address: Sydney Olympic Park Athletics Centre,
Edwin Flack Drive, Sydney Olympic Park, NSW 2127

Telephone: (02) 9746 1122

Facsimile: (02) 9746 1168

Email: info@nswathletics.org.au

Website: www.nswathletics.org.au

This Annual Report covers the
period 1 April 2009 to 31 March 2010

Edited by Janet Naylor

Proof reading by Fern Christian and Betty Moore

Designed by KDR Design and Print

Photography by

Kel Bradstock (Photos in a Flash),

Getty Images, Stuart Gyngell, Janet Naylor,

Michael Stark, David Tarbotton

COMPANY INFORMATION

Board of Directors

Peter Bromley (Chairman)
Grant Cremer (resigned 30 October 2009)
Neil Hinton
Betty Moore
Philip O'Hara
Michael O'Mara
Stuart Paterson
Mark Rosenberg
Gordon Windeyer

Advisory Panels

Competition

Neil Barnett
Paul Carr
Guy Cassarchis
Wayne Crandell
Frazer Dowling
Janet Naylor
Jorg Probst
David Tarbotton
Allyse Taylor
Garry Womsley
Convenor: Andrew Matthews

Officials

Carol Hall
Peter Higgins
Geoffrey Martin OAM
Kim Owens
Peter Reynolds (Chairperson)
Ron Richter
Andrew Matthews (ANSW Competition Manager)
Convenor: Mary Macaluso (ANSW Officials, Volunteers and Operations Manager)

Clubs Best Practice Working Group

Neil Barnett (KEJ) (Chairperson)
Ron Bendall (UTN)
Ron Crawford (RBH)
Philip Frkovic (WOL)
Desmond Pollock (EDJ)
Convenor: Kate Evans (ANSW)

Clubs on Track Review Panel

James Barnes (BMA)
Margaret Beardslee (MIN)
James Dawes (RBH) (Chairperson)
David Higgins (KEJ)
Kerry O'Keefe (LAANSW)
Neil Sandall (LAANSW)
Dan Suchy (WES)
Garry Womsley (BAN)
Convenor: Kate Evans (ANSW)

Staff

Managing Director and Chief Executive Officer: Greg Meagher

Financial Controller: Richard Roach
(Resigned 5 May 2009)
Kym Hooper
(Appointed 6 May 2009)

Competition Manager: Andrew Matthews

Assistant Competition Manager: Allyse Taylor
(Appointed 28 April 2009)

Officials, Volunteers & Operations Manager: Mary Macaluso
(Resigned 8 December 2009)

Development Officer: James FitzGerald
(Appointed 15 June 2009;
resigned 21 January 2010)

Membership & Administration Manager: Kate Evans

Hunter Region Athletics Coordinator: Scott Westcott

IT Consultant: Ashley McMahon

Office Volunteers

Registrations: Vilis Gravitis
Archives: Ron Richter

Honorary Positions

Constitution Officer: Michael O'Mara
Solicitor: Geoffrey Adelstein

Auditor

DFK Laurence Varney



DIRECTORS' PROFILES

CHAIRMAN:

PETER BROMLEY – UTS NORTHERN SUBURBS ATHLETIC CLUB

- BBus (UTS) – Major in Marketing and specialisation in Public Relations
- General Manager – LJ Hooker Financial Services, Australia and New Zealand
- NSW representative in track and cross country
- NSW 1500m Champion in 1975
- Founding member of Gosford Athletics Club, former member of Ku-ring-gai, Western Suburbs and Sydney Pacific Athletics Clubs

BOARD OF DIRECTORS:

GRANT CREMER – PARRAMATTA ATHLETICS CLUB

- BBA (University of Canberra)
- General Manager, Sports Education and Learning
- Olympic Games 2000 – 800m representative
- World Championships 1999 – 800m representative
- World Junior Championships 1996 – 800m bronze medallist
- Australian Record Holder 1000m 2:16.61
- NSW State Record Holder 800m 1:45.21

NEIL HINTON – WYONG ATHLETICS CENTRE INC

- Graduate Diploma of Teaching (Sturt U), Diploma of Teaching (STC)
- Teacher at Brisbane Water Secondary College
- Commonwealth Games 2006 – Technical Official
- Olympic Games 2000 – Athletics Training and Warm-Up Venue Volunteer
- AA Technical Official
- Level 2 Coach – Sprints, Hurdles and Throws
- Former member ANSW Officials Advisory Panel, former Secretary and Treasurer of Central Coast Region of ANSW
- Central Coast LOC for Country Championships
- Life Member and President Wyong Athletics Centre, member Hunter Regional Advisory Panel
- Athletics NSW Merit Award

BETTY MOORE – RYDE ATHLETICS CENTRE

- MSc (University of Sydney), Grad.Dip.Ch.Studies (Morling College), MRACI, C.Chem.
- Former Manager of Consulting Analytical Laboratory 1984-1999
- Project Officer in Intellectual Property Management 2001-2003
- Former executive member Girls' Brigade NSW and NSW Duke of Edinburgh's Award Committee
- World record holder 80m hurdles – 10.5sec. Held Great Britain and European hurdles and relay records.
- Commonwealth Games 1962 – silver medallist in 80m hurdles and 4x110 yard relay
- Olympic Games 2000 – Technical Official
- Paralympic Games 2000 – NPA to Great Britain Chef de Mission
- Level 4 Coach, AA Technical Official, Team Manager of NSW and Australian teams
- Patron Ryde Athletics Club, Vice President Sydney University Athletics Club
- Athletics NSW Life Member and Merit Award

PHIL O'HARA – SYDNEY UNIVERSITY ATHLETICS CLUB

- BE (University of Sydney), MIE Aust, CP Eng.
- Principal, Northrop Consulting Engineers Pty Ltd
- World Masters Games 2009 – Chairman, Athletics component
- Olympic Games 2000 – Athletics Manager, Training and Warm-up
- Chairman, Local Organising Committees of the 1996 World Junior Athletics Championships; Sydney Athletics Grand Prix - 1997-2000 and 2003; Australian Athletics Championships 1994-1996, 2004-2006
- Vice President Sydney University Athletics Club

MICHAEL O'MARA – BANKSTOWN SPORTS ATHLETICS CLUB

- Bachelor Business (Charles Sturt University) – Major in Accounting, ASA, ACIS
- Manager Program Coordination Business Finance Improvement, RailCorp
- Olympic Games 2000 – Press Operations Team (Athletics)
- Paralympic Games 2000 – Technical Information Centre (Athletics)
- World Junior Championships 1996 – Ticketing Manager
- Former Chairman of Athletics NSW Competition Advisory Panel and Sydney Corporate Cup
- AA Technical Official
- Athletics NSW Honorary Constitution Officer
- Australian Commonwealth Games Association (NSW) Executive Delegate
- Life member Bankstown Sports Senior Athletics Club

STUART PATERSON – UTS NORTHERN SUBURBS ATHLETIC CLUB

- B.Com (Acc) (University of Birmingham), CPA and FFinsia
- Portfolio Coordinator MIR Investment Management P/L
- NSW representative in cross country, road and track; NSW Mountain Running Champion in 2006; member of first NSW team to win a National Club Championship
- Medallist in middle distance and cross country at masters State, National and World Championships
- Olympic Games 2000 – Technical Information Centre (Athletics)
- AA Technical Official
- Member of ANSW Competition Panel 2003-2008 (Chairman, 2005-2007)
- Life member UTS Norths Athletic Club, former member Ryde-Hornsby and UNSW
- Athletics NSW Merit Award

MARK ROSENBERG – UNIVERSITY OF NSW ATHLETICS CLUB

- LL.M (University of Pennsylvania), MMgt (Macquarie), LLB (UNSW), BA (UNSW)
- Managing Director, Balanced Curve
- Former CEO, Great Big Events; Former General Manager, Marketing, Sales & Communications, Sydney Olympic Park Authority
- World Cup 1989 – 4x400m team
- World University Games 1985 – 200m and 400m representative
- Member Athletics Australia Appeals Tribunal

GORDON WINDEYER – SYDNEY UNIVERSITY ATHLETICS CLUB

- BEc (University of Sydney), Dip Fin Mgt (UNE)
- Former founding Executive Director of private equity firm Catalyst Investment Managers Pty Limited
- Founding Director of Athletics NSW Ltd
- Commonwealth Games 1974 - High Jump gold medallist
- Commonwealth Games 1978 - High Jump representative
- World Cup 1977 – High Jump representative
- Australian High Jump Champion – 1976-1978
- Vice President Sydney University Athletics Club

CHAIRMAN'S REPORT



The 2009-2010 year surpassed the gains made in the previous year in terms of athletes, their performances, clubs and in the sport in New South Wales. The plan put in place the previous year has now started to produce results.

Registrations have increased, which resulted in higher participation for both winter and summer competitions. This has occurred at all levels, from local to the more elite areas of the sport. Athletics New South Wales'

commitment to the World Masters Games also provided competition to all levels of competitors over 30 years of age who wished to participate in athletics.

Again this year the premier events included the 10k Road Race, with over 860 entries, and the Sydney Track Classic which produced many outstanding performances. The latter event was well recognised across the international running community and will provide Athletics New South Wales (ANSW) with the credentials to host more events like this in the future.

The Newcastle Track Classic was a great success thanks to the efforts of Regional Coordinator, Scott Westcott, cooperation of local organising groups in the Hunter, and the support received from athletes, coaches and officials. This success provides ANSW with the opportunity to further develop this style of event to bring entertaining athletics to the people of NSW. It is my aim to further develop this type of event beyond Newcastle and to ensure that we have the involvement of local clubs and organisations as part of these events. ANSW will continue to work with Athletics Australia to ensure we develop a comprehensive calendar of events that will provide athletes with as many opportunities as possible to compete at a high standard.

Our athletes continue to perform well at both a national and international level. The CEO's report details many of the achievements of our athletes, but, it would be remiss of me not to congratulate Dani Samuels on her World Championship gold medal and also Fabrice Lapierre on his success at the international level over the last 12 months. Both these athletes will lead a large group of NSW competitors to the Commonwealth Games in New Delhi later this year. It is also encouraging to see the levels of participation increasing at both the youth and junior levels of the sport with Amy PejkoVIC winning bronze at the World Youth Championships.

The Board has appointed a working committee to review the current competition structure and provide a report with recommendations as to how ANSW should organise competition in the future. We expect to have the report later this year with the aim of adopting the recommendations in the 2011-2012 competition year.

The continued development of our sport is critical and the Board of ANSW has made this a priority. This includes building on the learning and success experienced with the regional program in the Hunter

Region. Over the next 12 months, ANSW expects to increase the role of development and integrate activities into local athletic communities. It is hoped that through the support of the Federal government, Little Athletics and Athletics Australia, ANSW will be able to deliver in this area. Strong local clubs are the key to growing our sport as they not only produce opportunities for athletes but also provide a base for the development of coaches and officials. This, combined with getting local businesses involved will help grow our sport at a grass roots level; critical to the long term success of athletics.

ANSW's financial position continues to remain strong and while the organisation has had several challenges during the year, including the change to the registration period which affected the receipt of fees, we are able to continue to allow new initiatives to be considered.

Athletics needs to focus on building relationships at all levels of the community and government. There is interest within the general community to be 'tapped' into so that athletics can become a more prominent sport in Australian homes. The marketing of our sport is still weak and it is the responsibility of all levels to have an active plan that will lift the profile of athletics, not only in NSW, but also in Australia.

Sincere thanks are extended to the management team at ANSW, led by CEO, Greg Meagher and the Board of Directors, for what was one of the busiest and most successful years for ANSW since the 2000 Olympics. Thank you also, to the officials, coaches and administrators who work behind the scenes to make the individual athletes and their clubs successful. Finally, thank you to Athletics Australia, NSW Institute of Sport, Sydney Olympic Authority and ANSW's local sponsors for their continued support and commitment.

Peter Bromley
Chairman



CEO's REPORT



The past year has been an enormous one for athletics in NSW. Looking back over the past 12 months, there have been many significant achievements and milestones worthy of note.

The 2009 winter series was one of the most successful ever in terms of organisation and athlete participation. Just over 4,000 competitors took part in the various Championship events, which is the highest participation rate since 2001.

In October 2009, NSW hosted the Sydney World Masters Games. Athletics was the largest individual sport of the Games and the involvement of Athletics NSW is reported on separately in this document.

The 2009-2010 summer track and field season started with the SKINS NSW All Schools which saw 1440 young athletes enjoy their competition. This was the largest entry number since 1999.

Participation at the inaugural NSW Junior and Youth Championships boasted over 750 competitors, which resulted in NSW fielding a 460 strong team for the Australian Junior Championships; the largest junior team in recent memory.

The Hunter Track Classic, held in Newcastle in early February, was a new initiative aimed at promoting the development of elite athletics through the staging of a boutique grand prix style meet in regional NSW. The night was a resounding success with over 2000 spectators enjoying a fantastic night's entertainment. Congratulations and thanks are extended to Scott Westcott for his efforts behind the scenes to plan and organise this event.

The Sydney Track Classic in late February was arguably one of the best nights of athletics seen in Australia since the 2000 Olympics. In front of a crowd of more than 3,500 there were 17 Commonwealth Games A qualifiers, 23 B qualifiers as well as world class performances by NSW's own Dani Samuels, WA's Steve Hooker and New Zealand's Valerie Vili. Another highlight, and a first for athletics in Australia, was the live stream to the internet conducted in partnership with The Runner's Tribe, which saw an additional 3,200 people tune in from around the world.

At the Australian Championships in Perth, NSW topped the medal count with 11 Gold medals. NSW's strength was further recognised with 21 athletes named in the Australian Flame team for the 2010 Commonwealth Games in Delhi.

Athletics NSW has enjoyed a steady growth in membership this year. With a few months of the season remaining, total membership has grown 3% and is heading towards a five year high. Much of the growth can be attributed to the successful implementation of the dual registration initiative with Little Athletics New South Wales. An example of the success is the 110 new Under 14 athletes who have joined ANSW clubs due to the program. Further evidence is:

- 50% of participants at the NSW Junior Championships were dual athletes
- 1 in 3 dual athletes competed at NSW State Championships
- 45% of the NSW team for the Australian Junior Championships were dual registered athletes.

Athletics NSW enjoyed continued support from its sponsors, Sydney Olympic Park Authority (SOPA), SKINS Compression Garments, Photos in a Flash and the Marriott North Ryde. Despite the challenging economic times, ANSW is fortunate to have gained several new sponsors over the last 12 months. Run For Your Life Magazine (R4YL) became the official bib sponsors and adidas Australia has been appointed as the naming rights sponsor for Winter Series for the next two years. Other new sponsors include Grandstand Travel and Novotel Sydney Olympic Park.

Athletics NSW is grateful for the ongoing financial support it receives through grants from the Sport and Recreation department of Communities NSW while the partnership with the NSW Institute of Sport in identifying and developing talented athletes remains an important link in ANSW's development strategy.

Appreciation is extended to the club administrators and volunteers who devote many hours to the running of their respective clubs, ensuring the best possible coaching and competition for their members week in and week out. The success and growth of athletics in NSW is a direct result of their efforts.

Athletics NSW takes this opportunity to formally recognise and thank the wonderful group of hard working Technical Officials who devote an enormous amount of time, experience and talent to ensure competitions are run perfectly and to set the standard for officiating in this country.

Thank you to key volunteers; Vilis Gravitis, resident statistics guru now in his 23rd year of service to ANSW; Ron Richter in archives; 'Mr fix-it' Rob Blackadder and honorary solicitor, Geoffrey Adelstein. They each deserve special recognition for their service and support to the organisation.

The Board of Directors is acknowledged for the leadership and guidance afforded to the staff of Athletics NSW, individually and as a group.

Finally, while only small in number, the hard-working and dedicated staff of Athletics NSW certainly 'punch above their weight' when it comes to workload in the planning, organisation and delivery of athletics in this state. Everyone's dedication and effort in what has been an exhausting year, is to be applauded.

As readers can no doubt see there is much to be proud of at the moment in athletics and Athletics NSW looks forward to similar successes in the years to come.

Greg Meagher
Managing Director and CEO

Athletics NSW Limited
 ABN 11 330 775 869
Financial Statements
 For the Year Ended 31 March 2010

The financial statements for the 2009-2010 year were materially impacted by a decision by the Board of ANSW to change the period of athlete registrations from an April to March period, to an October to September period. The purpose of this change was to facilitate dual registrations with Little Athletics NSW and hence strengthen the pathway from Little Athletics into ANSW.

The changed registration period lead to a significant number of athletes deferring the commencement of their registration, which in turn reduced registration income by approximately \$40,000. This is a once-off effect, which should not be repeated in the 2010-2011 year.

Even with that reduction in income, ANSW delivered a Profit Before Tax of \$22,859. Note that this is also the After Tax profit of the company since Athletics NSW Limited is exempt from paying company tax.

Turning to the Balance Sheet, it is worth noting that the Company has now built its Net Assets to a little over \$500,000 and is holding Cash and Cash Equivalents of approximately \$575,000. This solid Balance Sheet is a result of careful management over more than 10 years and gives the Board confidence in investing more in development activities and athlete support.



Gordon Windeyer
 Director

Directors' Report
For the Year Ended 31 March 2010

Your directors present their report on the company for the financial year ended 31 March 2010.

1. GENERAL INFORMATION

a) Directors

The names of each person who has been a director during the year and to the date of this report are:

Peter Bromley, Betty Moore, Philip O'Hara, Michael O'Mara, Gordon Windeyer, Mark Rosenberg, Stuart Paterson, Neil Hinton, Gregory Meagher, Grant Cremer Resigned 30/10/2009

Directors have been in office since the start of the financial year to the date of this report unless otherwise stated.

b) Principal Activities

The principal activities of Athletics NSW Limited during the financial year were the promotion and organisation of athletic events.

No significant change in the nature of these activities occurred during the financial year.

2. BUSINESS REVIEW

a) Operating Results

The profit from ordinary activities after providing for income tax amounted to \$ 22,859.

3. OTHER ITEMS

a) Significant Changes in State of Affairs

No significant changes in the company's state of affairs occurred during the financial year.

b) After balance day events

No matters or circumstances have arisen since the end of the financial year which significantly affected or may significantly affect the operations of the company, the results of those operations or the state of affairs of the company in future financial years.

c) Auditors Independence Declaration

A copy of the auditor's independence declaration as required under section 307C of the *Corporations Act 2001* is set out at page 6.

DIRECTOR INFORMATION

Meetings of Directors

During the financial year, 5 meetings of directors (including committees of directors) were held. Attendances by each director during the year were as follows:

	Directors' Meetings	
	Eligible to attend	Number attended
Peter Bromley	5	5
Betty Moore	5	5
Philip O'Hara	5	4
Michael O'Mara	5	4
Gordon Windeyer	5	5
Mark Rosenberg	5	5
Stuart Paterson	5	5
Neil Hinton	5	5
Gregory Meagher	5	5
Grant Cremer	3	3

Signed in accordance with a resolution of the Board of Directors:



Director: _____
Gordon Windeyer



Director: _____
Gregory Meagher

Dated 23 June 2010



Athletics NSW Limited

ABN 11 330 775 869

Auditor's Independence Declaration under Section 307c of the Corporations Act 2001

I declare that, to the best of my knowledge and belief, during the year ended 31 March 2010 there have been:

- (i) no contraventions of the auditor independence requirements as set out in the *Corporations Act 2001* in relation to the audit; and
- (ii) no contraventions of any applicable code of professional conduct in relation to the audit.

DFK Laurence Varnay
Chartered Accountants



Steven Heller
Partner

Sydney

Level 7 131 York
Street NSW 2000
POSTAL ADDRESS
PO Box Q819 QVB NSW 1230
TELEPHONE: +61 2 9264 5400
FACSIMILE: +61 2 9264 9394
EMAIL: office@dfksydney.com
www.dfksydney.com



A member firm of DFK International a worldwide association of independent accounting firms and business advisors

Liability Limited by a Accountants Scheme, approved under the Professional Legislation

Athletics NSW Limited

ABN 11 330 775 869

Statement of Comprehensive Income For the Year Ended 31 March 2010

	Notes	2010 \$	2009 \$
Revenue trading	2	849,948	771,475
Other revenue	2	28,784	33,739
Changes in inventories of finished goods and work in progress		14,654	-
Raw materials and consumables used		(54,250)	(23,192)
Employee costs		(412,317)	(365,502)
Depreciation, amortisation and impairments		(25,162)	(16,727)
Other expenses	3	(378,798)	(345,678)
Profit before income tax		22,859	54,115
Income tax expense		-	-
Profit for the period		22,859	54,115
Other comprehensive income for the period, net of tax		-	-
Total comprehensive income for the period		22,859	54,115

Athletics NSW Limited

ABN 11 330 775 869

Balance Sheet As At 31 March 2010

	Notes	2010 \$	2009 \$
ASSETS			
Current assets			
Cash and cash equivalents	4	575,733	555,872
Trade and other receivables	5	103,673	32,057
Inventories	6	14,654	-
Other assets	8	6,964	9,252
Total current assets		701,024	597,181
Non-current assets			
Property, plant and equipment	7	116,052	52,063
Total noncurrent assets		116,052	52,063
TOTAL ASSETS		817,076	649,244
LIABILITIES			
Current liabilities			
Trade and other payables	9	131,030	90,373
Short term provisions	10	39,634	26,707
Other Liabilities	11	135,648	44,262
Total current liabilities		306,312	161,342
TOTAL LIABILITIES		306,312	161,342
NET ASSETS		510,764	487,902
EQUITY			
Reserves		36,963	36,963
Retained earnings		473,801	450,939
TOTAL EQUITY		510,764	487,902

Athletics NSW Limited

ABN 11 330 775 869

Statement of Changes in Equity For the Year Ended 31 March 2010

2010

	Retained Earnings \$	Asset Revaluation Reserve \$	Total \$
Balance at 1 April 2009	450,939	36,963	487,902
Profit attributable to members	22,859	-	22,859
Balance at 31 March 2010	473,798	36,963	510,761

2009

	Retained Earnings \$	Asset Revaluation Reserve \$	Total \$
Balance at 1 April 2008	396,824	36,963	433,787
Profit attributable to members	54,115	-	54,115
Balance at 31 March 2009	450,939	36,963	487,902

Athletics NSW Limited

ABN 11 330 775 869

Cash Flow Statement

For the Year Ended 31 March 2010

	Notes	2010 \$	2009 \$
Cash Flow From Operating Activities			
Receipts from customers		784,940	731,043
Payments to suppliers and employees		(692,054)	(714,463)
Interest received		22,176	30,207
Net cash provided by (used in) operating activities	12	115,062	46,787
Cash flows from Investing Activities:			
Proceeds from sale of plant and equipment		19,091	-
Acquisition of property, plant and equipment	7(a)	(114,292)	(8,539)
Net cash provided by (used in) investing activities		(95,201)	(8,539)
Net increase (decreases) in cash held			
Cash at beginning of financial year		555,872	517,624
Cash at end of financial year	4	575,733	555,872

Athletics NSW Limited

ABN 11 330 775 869

Notes to the Financial Statements

For the Year Ended 31 March 2010

NOTE 1. SUMMARY OF SIGNIFICANT ACCOUNTING POLICIES

(a) General Information

The financial report is for Athletics NSW Limited as an individual entity, incorporated and domiciled in Australia. Athletics NSW Limited is a company limited by guarantee.

(b) Basis of Preparation

The financial report is a general purpose financial report that has been prepared in accordance with Australian Accounting Standards (Australian Accounting Interpretations) and the *Corporations Act 2001*.

Australian Accounting Standards set out accounting policies that the AASB has concluded would result in a financial report containing relevant and reliable information about transactions, events and

conditions. Material accounting policies adopted in the preparation of this financial report are presented below and have been consistently applied unless otherwise stated.

The financial report has been prepared on an accruals basis and is based on historical costs modified, where applicable, by the measurement at fair value of selected non-current assets, financial assets and financial liabilities.

Accounting Standards not Previously Applied

Athletics NSW Limited has adopted the new and revised AASB 101 Presentation of Financial Statements issued by the AASB which are mandatory to apply to the current period. Disclosures required by these Standards that are deemed material have been included in this

financial report on the basis that they represent a significant change in information from that previously made available.

AASB 101 prescribes the contents and structure of the financial statements. The revised AASB 101 and amendments supersede the previous AASB 101 and redefines the composition of financial statements including the inclusion of a statement of comprehensive income.

(c) Comparative Figures

When required by Accounting Standards, comparative figures have been adjusted to conform to changes in presentation for the current financial year.

(d) Inventories

Inventories are measured at the lower of cost and current replacement cost.

Inventories acquired at no cost, or for nominal consideration are valued at the current replacement cost as at the date of acquisition.

(e) Property, Plant and Equipment Depreciation

The depreciable amount of all fixed assets including buildings and capitalised leased assets, but excluding freehold land, is depreciated on a straight-line basis over the asset's useful life to the company commencing from the time the asset is held ready for use. Leasehold improvements are depreciated over the shorter of either the unexpired period of the lease or the estimated useful lives of the improvements.

The depreciation rates used for each class of depreciable assets are:

New Motor Vehicles (under diminishing value method)	22.5%
Office Equipment	33%
Sporting Equipment	33%
Used Motor Vehicle	15%

The assets' residual values and useful lives are reviewed, and adjusted if appropriate, at each balance sheet date.

Plant and equipment

Plant and equipment are measured on the cost basis less depreciation and impairment losses.

(f) Impairment of Assets

At each reporting date, the company reviews the carrying values of its tangible and intangible assets to determine whether there is any indication that those assets have been impaired. If such an indication exists, the recoverable amount of the asset, being the higher of the asset's fair value less costs to sell and value in use, is compared to the asset's carrying value. Any excess of the asset's carrying value over its recoverable amount is expensed to the income statement.

(g) Cash and Cash Equivalents

Cash and cash equivalents include cash on hand, deposits held at call with banks, other short term highly liquid investments with original maturities of three months or less, and bank overdrafts.

(h) Employee Benefits

Provision is made for the company's liability for employee benefits arising from services rendered by employees to Balance Sheet date.

Employee benefits expected to be settled within one year together with benefits arising from wages, salaries and annual leave which may be settled after one year, have been measured at the amounts expected to be paid when the liability is settled. Other employee benefits payable later than one year have been measured at the net present value.

Contributions are made by the company to an employee superannuation fund and are charged as expenses when incurred.

(i) Provisions

Provisions are recognised when the company has a legal or constructive obligation, as a result of past events, for which it is probable that an outflow of economic benefits will result and that outflow can be reliably measured.

Provisions recognised represent the best estimate of the amounts required to settle the obligation at reporting date.

(j) Income Tax

No provision for income tax has been raised as the company is exempt from income tax under Div 50 of the *Income Tax Assessment Act 1997*.

(k) Revenue and Other Income

Revenue from the sale of goods is recognised upon the delivery of goods to customers.

Grant revenue is recognised in the income statement when the entity obtains control of the grant and it is probable that the economic benefits gained from the grant will flow to the entity and the amount of the grant can be measured reliably.

If conditions are attached to the grant which must be satisfied before it is eligible to receive the contribution, the recognition of the grant as revenue will be deferred until those conditions are satisfied.

When grant revenue is received whereby the entity incurs an obligation to deliver economic value directly back to the contributor, this is considered a reciprocal transaction and the grant revenue is recognised in the balance sheet as a liability until the service has been delivered to the contributor, otherwise the grant is recognised as income on receipt.

Donations and bequests are recognised as revenue when received.

Interest revenue is recognised using the effective interest rate method.

Revenue from the rendering of a service is recognised upon the delivery of the service to the customers.

All revenue is stated net of the amount of goods and services tax (GST).

(l) Goods and Services Tax (GST)

Revenues, expenses and assets are recognised net of the amount of GST, except where the amount of GST incurred is not recoverable from the Tax Office. In these circumstances the GST is recognised as part of the cost of acquisition of the asset or as part of an item of the expense. Receivables and payables in the balance sheet are shown inclusive of GST.

Cash flows are presented in the cash flow statement on a gross basis, except for the GST component of investing and financing activities, which are disclosed as operating cash flows.

Athletics NSW Limited

ABN 11 330 775 869

Notes to the Financial Statements For the Year Ended 31 March 2010

	2010 \$	2009 \$
NOTE 2: REVENUE AND OTHER INCOME		
Revenue		
- Sale of goods	72,464	46,270
- Services revenue	638,463	580,989
- Sponsorship and grants	139,021	144,216
Total Revenue	<u>849,948</u>	<u>771,475</u>
Other Revenue		
- Interest revenue	22,176	30,207
- Other income	6,607	3,531
	<u>28,783</u>	<u>33,738</u>
NOTE 3: PROFIT FOR THE YEAR		
Expenses		
Ground hire	67,582	57,984
Sport event expenses	58,564	62,145
Medals	10,593	10,642
Prize money	22,734	35,545
Insurance	27,495	19,521
NOTE 4: CASH AND CASH EQUIVALENTS		
Cash on hand	957	1,055
Cash at bank	274,776	254,817
Short-term bank deposits	300,000	300,000
	<u>575,733</u>	<u>555,872</u>
NOTE 5: TRADE AND OTHER RECEIVABLES		
CURRENT		
Trade receivables	103,673	33,686
Provision for impairment of receivables	-	(1,629)
Total current trade and other receivables	<u>103,673</u>	<u>32,057</u>
NOTE 6: INVENTORIES		
CURRENT		
At Cost Merchandise	<u>14,654</u>	-
	<u>14,654</u>	-
NOTE 7: PROPERTY, PLANT AND EQUIPMENT		
Sporting equipment		
At cost	154,023	112,750
Accumulated depreciation	(118,355)	(107,693)
Total plant and equipment	<u>35,668</u>	<u>5,057</u>
Motor vehicles		
At cost	76,997	72,452
Accumulated depreciation	(9,723)	(33,744)
Total motor vehicles	<u>67,274</u>	<u>38,708</u>
Office equipment		
At cost	62,888	52,125
Accumulated depreciation	(49,778)	(43,827)
Total office equipment	<u>13,110</u>	<u>8,298</u>
Total property, plant and equipment	<u>116,052</u>	<u>52,063</u>

a) Movements in Carrying Amounts

Movement in the carrying amount for each class of property, plant and equipment between the beginning and the end of the current financial year:

	Sporting Equipment	New Motor Vehicles	Office Equipment	Total
	\$	\$	\$	\$
Balance at the beginning of year	5,057	38,708	8,298	52,063
Additions	41,273	62,256	10,763	114,292
Disposals		(23,080)		(23,080)
Depreciation expense	(10,662)	(10,610)	(5,951)	(27,223)
Balance at the end of year	35,668	67,274	13,110	116,052

NOTE 8: OTHER ASSETS

	2010	2009
	\$	\$
CURRENT		
Prepayments	1,660	9,252
Accrued income	5,304	-
	6,964	9,252

NOTE 9: TRADE AND OTHER PAYABLES

CURRENT		
Unsecured liabilities		
Trade payables	69,408	39,175
Deposits	-	400
GST payable	3,093	3,288
Accrued expense	50,582	42,003
Group tax clearing	7,947	5,507
	131,030	90,373

NOTE 10: PROVISIONS

Current	39,634	26,707
	39,634	26,707
	Employee Entitlements	Total
Balance at 1 April 2009	26,707	26,707
Additional provisions	12,927	12,927
Balance at 31 March 2010	39,634	39,634

NOTE 11: OTHER LIABILITIES

Other deferred income	135,648	44,262
	135,648	44,262

NOTE 12: CASH FLOW INFORMATION

Reconciliation of Cash Flow from Operations with Profit after Income Tax

Net income for the period	22,860	54,115
Cash flows excluded from profit attributable to operating activities		
Non-cash flows in profit		
Depreciation	27,225	16,727
Net loss on disposal of plant and equipment	3,990	-
Changes in assets and liabilities		
(Increase)/decrease in trade and term receivables	(71,616)	(29,737)
(Increase)/decrease in prepayments	7,592	(5,938)
(Increase)/decrease in inventories	(14,654)	-
(Increase)/decrease in other assets	(5,305)	-
(Increase)/decrease in income in advance	91,386	-
Increase/(decrease) in trade payables and accruals	40,657	15,382
Increase/(decrease) in provisions	12,927	(3,762)
	115,062	46,787

Athletics NSW Limited

ABN 11 330 775 869

Notes to the Financial Statements For the Year Ended 31 March 2010

NOTE 13: MEMBERS' GUARANTEE

The company is incorporated under the *Corporations Act 2001* and is a company limited by guarantee. If the company is wound up, the constitution states that each member is required to contribute a maximum of \$ 50 each towards meeting any outstandings and obligations of the company. At 31 March 2010 the number of members was 89 (2009: 89).

NOTE 14: FUNDS HELD IN TRUST

In 1989, the committee responsible for the administration of the Athletes Games Trust transferred responsibility for the administration of the fund to the company on the basis that monies are invested to provide income and that donations are made to Olympic and Commonwealth Games Appeals when required and when NSW athletes have been selected as competitors.

In 2000, the company accepted management of the Centenary Trust. The Centenary Trust was established in 1988 to earn income to be used in the establishment of grants, scholarships and awards to specifically develop and nurture athletics talent in NSW.

From time to time the company receives money from various sources in respect of certain athletes. These funds are held in a dedicated bank accounts and distributed to athletes in accordance with the guidelines of the Trusts.

The total funds held in trust as at 31 March 2010 in the Centenary Trust amounted to: \$124,572.80 (2009: \$121,500.40).

The total funds held in trust as at 31 March 2010 in the Athletics Games Trust amounted to: \$19,838.52 (2009: \$19,345.63).

NOTE 15: COMPANY DETAILS

Registered office

The registered office of the company is:
Athletics NSW Limited
Sydney Olympic Park Athletics Centre
Edwin Flack Drive
HOMEBUSH NSW 2127

Athletics NSW Limited

ABN 11 330 775 869

Directors' Declaration

The directors of the entity declare that:

1. The financial statements and notes, as set out on pages 4 to 16, are in accordance with the *Corporations Act 2001* and:
 - (a) comply with Australian Accounting Standards; and
 - (b) give a true and fair view of the financial position as at 31 March 2010 and of the performance for the year ended on that date of the entity.
2. In the directors' opinion, there are reasonable grounds to believe that the entity will be able to pay its debts as and when they become due and payable.

This declaration is made in accordance with a resolution of the Board of Directors.



Director:

Gordon Windeyer



Director:

Gregory Meagher

Dated 23 June 2010

Athletics NSW Limited

ABN 11 330 775 869

Independent Audit Report to the members of Athletics NSW Limited

Report on the Financial Report

We have audited the accompanying financial report of Athletics NSW Limited, which comprises the balance sheet as at 31 March 2010, and the income statement for the year ended that date, a summary of significant accounting policies, other explanatory notes and the directors' declaration.

Directors' Responsibility for the Financial Report

The directors of the company are responsible for the preparation and fair presentation of the financial report in accordance with Australian Accounting Standards (including the Australian Accounting Interpretations) and the Corporations Act 2001. This responsibility includes: designing, implementing and maintaining internal control relevant to the preparation and fair presentation of the financial report that is free from material misstatement, whether due to fraud or error; selecting and applying appropriate accounting policies; and making accounting estimates that are reasonable in the circumstances.

In Note 1, the directors also state, in accordance with Accounting Standard AASB 101 Presentation of Financial Statements, that compliance with the Australian equivalents to International Financial Reporting Standards ensures that the financial report, comprising the financial statements and notes, complies with International Financial Reporting Standards.

Auditor's Responsibility

Our responsibility is to express an opinion on the financial report based on our audit. We conducted our audit in accordance with Australian Auditing Standards. These Auditing Standards require that we comply with relevant ethical requirements relating to audit engagements and plan and perform the audit to obtain reasonable assurance whether the financial report is free from material misstatement.

An audit involves performing procedures to obtain audit evidence about the amounts and disclosures in the financial report. The procedures selected depend on the auditor's judgement, including the assessment of the risks of material misstatement of the financial report, whether due to fraud or error. In making those risk assessments, the auditor considers internal control relevant to the company's preparation and fair presentation of the financial report in order to design audit procedures that are appropriate in the circumstances, but not for the purpose of expressing an opinion on the effectiveness of the entity's internal control. An audit also includes evaluating the appropriateness of accounting policies used and the reasonableness of accounting estimates made by the directors, as well as evaluating the overall presentation of the financial report.

We believe that the audit evidence we have obtained is sufficient and appropriate to provide a basis for our audit opinion.

Independence

In conducting our audit, we have complied with the independence requirements of the Corporations Act 2001. We confirm that the independence declaration required by the Corporations Act 2001, provided to the directors of Athletics NSW Limited, would be in the same terms if provided to the directors as at the date of this auditor's report.

Auditor's Opinion

In our opinion:

- (a) the financial report of Athletics NSW Limited is in accordance with the Corporations Act 2001, including:
- (i) giving a true and fair view of the company's financial position as at 31 March 2010 and of its performance for the year ended on that date; and
 - (ii) complying with Australian Accounting Standards (including the Australian Accounting Interpretations) and the Corporations Regulations 2001; and
- (b) the financial report also complies with International Financial Reporting Standards as disclosed in Note 1.

DFK Laurence Varnay
Chartered Accountants



Steven Heller
Partner

Sydney



A member firm of DFK International a worldwide association of independent accounting firms and business advisors

Liability Limited by a Accountants Scheme, approved under the Professional Legislation

Level 7 131 York
Street NSW 2000
POSTAL ADDRESS
PO Box Q819 QVB NSW 1230
TELEPHONE: +61 2 9264 5400
FACSIMILE: +61 2 9264 9394
EMAIL: office@dfksydney.com
www.dfksydney.com



Athletics NSW Limited

ABN 11 330 775 869

For the Year Ended 31 March 2010

Disclaimer

The additional financial data presented on page 15 is in accordance with the books and records of the company which have been subjected to the auditing procedures applied in our statutory audit of the company for the year ended 31 March 2010. It will be appreciated that our statutory audit did not cover all details of the additional financial data. Accordingly, we do not express an opinion on such financial data and we give no warranty of accuracy or reliability in respect of the data provided. Neither the firm nor any member or employee of the firm undertakes responsibility in any way whatsoever to any person (other than Athletics NSW Limited) in respect of such data, including any errors of omissions therein however caused.

DFK Laurence Varnay
Chartered Accountants



Steven Heller
Partner

Sydney

Level 7 131 York
Street NSW 2000
POSTAL ADDRESS
PO Box Q819 QVB NSW 1230
TELEPHONE: +61 2 9264 5400
FACSIMILE: +61 2 9264 9394
EMAIL: office@dfksydney.com
www.dfksydney.com



A member firm of DFK International a worldwide association of independent accounting firms and business advisors

Liability Limited by a Accountants Scheme, approved under the Professional Legislation

Athletics NSW Limited

ABN 11 330 775 869

For the Year Ended 31 March 2010

Profit and Loss Account

	2010	2009
	\$	\$
INCOME		
Service revenue	638,463	580,989
Sale of goods	72,464	46,270
Sponsorships and grants	139,021	144,216
Interest income	22,176	30,207
Other income	6,607	3,531
TOTAL INCOME	878,731	805,213
LESS: EXPENSES		
Accounting fees	5,709	5,500
Advertising	2,647	-
Ammunition	1,139	1,805
Bad debts	(484)	-
Bank charges	5,509	1,993
Capitation fee	4,210	4,247
Cleaning	2,086	2,580
Cost of sales	39,596	23,192
Depreciation	25,162	16,727
First aid services	9,526	11,501
Ground hire	67,582	57,984
Insurance	27,495	19,521
Internet and email expenses	4,788	-
Lease rentals on operating lease	4,722	8,786
Leave provision	12,930	2,138
Medals	10,593	10,642
Meeting expenses	4,864	3,395
Motor vehicle expenses	6,791	6,903
NSWIS / EAP	25,000	25,000
Online payment fees	11,222	8,185
Other employee costs	9,056	12,832
Postage	4,840	4,902
Printing and stationery	22,896	18,158
Prize money	22,734	35,545
Regional development expenses	9,601	7,817
Registration numbers	7,347	5,319
Repairs and maintenance	10,060	7,485
Salaries	360,505	326,965
Sport event expenses	58,564	62,145
Staff training	965	1,243
Subcontracting costs	12,925	-
Subscriptions	609	-
Sundry expenses	13,553	8,658
Superannuation contributions	28,861	22,324
Telephone and fax	6,880	8,327
Travel - domestic	10,910	5,716
Uniforms	489	13,564
Total Expenses	851,882	751,099
Other items:		
Gain / (loss) on disposal of assets	(3,990)	-
Profit before income tax	22,859	54,114

2009 SYDNEY WORLD MASTERS GAMES

The 2009 Sydney World Masters Games saw Athletics NSW take responsibility for the successful organisation and delivery of an international standard masters athletics event.



Held at the Sydney Olympic Park Athletics Centre, the surrounding precinct and Parramatta Park, athletics was the largest individual sport of the Games. In all, almost 3,000 athletes from 95 countries came together over eight days to participate, make new friendships, and rekindle old ones.

From an organisational standpoint the competition staff from Athletics NSW did an incredible job delivering a full program of track and field as well as cross country, a 10km road race and half marathon. They were supported by an outstanding group of local and inter-state technical officials and general sports volunteers.

2009 Sydney World Masters Games Summary

Income	\$
Service income	152,000

Major Expenditure	\$
Technical Officials	73,067
Salaries	38,290
Chip Timing	15,000
Equipment Hire	5,183



COMPETITION

WINTER

The number of participants reached record levels, with 3963 competitors throughout the winter season, the highest winter participation rate in recent memory.

The NSW Cross Country Championships and NSW Road Championships both had higher entry numbers than the previous season while the Short Course Cross Country Championships saw its highest numbers since 2002. However, the highest participation events remain the team-based events; the Cross Country Relays with 860 athletes is the biggest winter event while the Road Relays, after a change in date, experienced the highest numbers in recent memory.

After the successful inaugural year, the Athletics NSW and Sydney Striders road race was again the showpiece event on the winter calendar. Numbers were substantially up with 650 finishers (550 in 2008) in the 10km and 820 overall. Junior numbers were also higher than the previous year, which is pleasing as this was one of the concerns identified about the 2008 race.

Another pleasing factor of the 2009 winter season was the positive number of walking entries. After a drop in numbers in 2008, the 2009 figures are the best in three years. Sixty-seven athletes competed in the team walks, the biggest walking event on the ANSW winter calendar.

A major change in 2009 was establishing a new host and venue for the NSW Half Marathon Championships. After feedback from members suggesting that the event should no longer be held in conjunction with the Sydney Morning Herald Half Marathon due to ongoing issues, ANSW appointed Bankstown Sports Senior Athletics Club as host, in partnership with Western District Joggers. The event was well conducted, however numbers and standard of performance was considerably lower than previous years. The event will continue in 2010 and be reviewed at its completion.

Athletics NSW would like to thank 'host' clubs for their continued support and dedication. In partnership with Athletics NSW, these clubs ensured that stakeholders were presented with excellent quality State Championship events.

The 2009 Winter Championships venues and host clubs were:

- Novice Cross Country at Scarborough Park hosted by St George District Athletic Club
- Road Championships at Sydney Olympic Park hosted by Sydney Striders Road Runners Club
- Cross Country Championships (12km/8km) at Willandra hosted by Nowra Athletics Club
- Cross Country Relays at Miranda Park hosted by Illawong and Districts Senior Athletic Club
- Short Course Cross Country Championships at Rydalmere hosted by UTS Northern Suburbs Athletic Club
- Road Relay Championships at Wollongong hosted by Kembla Joggers

- Half Marathon Championships at Bankstown hosted by the Bankstown Sports Senior Athletics Club
- Marathon Championships at Sydney hosted by Athletics Australia and Blackmores
- Short Walks Championships at Penrith hosted by NSW Race Walking Club
- Long Walks Championships at Narellan hosted by Regal Racewalkers
- Team Walks Championships at Narellan hosted by Regal Racewalkers
- NSW Mountain Running Championships at Wollongong hosted by Kembla Joggers

Congratulations to Kembla Joggers, who once again proved the dominant winter running club, winning the Winter Club Trophy, and to Jeremy Horne (Randwick Botany Harriers) and Magda Karimali-Poulos (Sutherland) for winning the Male and Female Winter Distance Runner of the Year awards. Congratulations also to Robert Dredge (Mingara) and Jessica Heazlewood (Sydney University) for winning the Male and Female Winter Distance Walker of the Year awards.

One of the highlights for Athletics NSW during the 2009 winter season was the opportunity to host the Australian Cross Country and Road Walk Championships. The cross country was held at Willandra Cross Country venue in Nowra and was a combined Athletics Australia/School Sport Australia event featuring events for athletes aged 10 through to open. The comments received were very positive with the general consensus that it was the best conducted event in a number of years. ANSW would like to thank the many people who were involved in the event, but in particular Nowra Athletics Club, Rod and Jan Gibb, Janet Nixon and Neil Sherring, whose hard work and expertise were the reason the event ran so seamlessly.

The Australian Road Walks Championships were conducted at Parramatta Park the following day. Despite some minor hiccups, the event was well conducted.

SUMMER

International and National Competitions

World Masters Games Athletics was the biggest event ANSW has been responsible for delivering for many years. The World Masters Games saw athletes from around the world converge on Sydney Olympic Park for this multi-sport festival for athletes over 30 years. 2700 athletes competed in a week-long athletics program which also featured road running, road walking and cross country events. ANSW worked closely with the World Masters Games Organising Committee and delivered a successful competition to athletes. The event could not have been delivered so well without the support of the hundreds of officials and volunteers, many of whom spent eight consecutive days at the venue. Special mention to Phil O'Hara, who chaired the LOC from its inception, Niki Taylor from the World Masters Games Organising Committee, Allyse Taylor and Mary Macaluso who bore the brunt of the logistics and organisation for Athletics NSW.

COMPETITION

Athletics Australia Nationals – two national championships took place in Sydney with ANSW providing logistical and organisational support to Athletics Australia. The Australian Junior Championships were the largest with almost 1600 athletes aged 13-19 years competing in what will become the premier National Championships for athletes in this age bracket. ANSW also supported Athletics Australia with the Australian Junior Athletes with a Disability Championships at Blacktown.

State Championships

NSW Open Championships are the pinnacle event on the summer track and field calendar and were again successful with a number of quality performances. Numbers were slightly down on the previous year, possibly due to Victorian State titles on the same weekend. The competition was held in conjunction with underage State Multis and Masters Pentathlon. Athletics NSW presented a number of innovative concepts during the meet, headlined by the 'reverse 100m' providing 100 metre runners the opportunity to run with a tail wind as opposed to head wind. This posed a significant logistical challenge and ANSW would like to thank those who were involved in making it work.

NSW Junior and Youth Championships – After a change to the national competition structure with the introduction of the Australian Junior Championships in March, ANSW re-branded its Youth Championships, with the introduction of the NSW Junior and Youth Championships. This competition reintroduced the Under 14 age group to state competition, along side the Under 20, Under 18 and Under 16 age groups. Entry numbers were encouraging with almost 750 athletes entering. A challenge for ANSW is boosting the numbers in the Under 14 age group, where numbers were low. However, the potential of the event is significant if more athletes can be encouraged to 'transition' into this age group from Little Athletics and schools competition.

NSW All Schools was extremely successful with close to 1500 athletes entering the four-day event. Apart from Pacific School Games years, these numbers are as high as any recorded in the past five years. Due to the World Masters Games, the All Schools was held in early November, considerably later than its traditional October timeslot. In a three year deal, SKINS compression garments signed us as the naming rights sponsor for the competition.

NSW Relay Championships once again proved to be a focal point of the Athletics NSW season with 825 teams from 35 clubs entering the championships. After the success of the 2008 edition, the event was again staged at Blacktown. Unfortunately, extreme heat conditions resulted in some distance events being cancelled for safety reasons. Open events were rescheduled later in the season at the Skins meet meaning that the majority of events went ahead providing athletes with the opportunity to compete in team-based competition for their club.

NSW Masters Championships were held at Campbelltown Athletics Centre in March. Numbers were slightly down on the previous year; however the high numbers in 2009 could largely be attributed to the World Masters Games later that year. However, it is positive to note that with 260 athletes, this entry rate is significantly higher than in 2007 and 2008. Due to changes in format of youth competition within NSW and Australia, the Under 23 Championships were conducted with the Masters and had a reasonable turn out with 70 participants. Sincere thanks are extended to the Campbelltown Athletics club for supporting the competition.

One of the major challenges surrounding the Masters Championships is finding enough officials/volunteers to ensure the competition is run at the standard expected of a state event. Athletics NSW continues to work with NSW Masters Athletics in ensuring that the competition can be run well in future years.

NSW Multi Events – due to the Australian Underage Athletes with a Disability Championships, the NSW Combined events had to be split with the Opens and Under 20 events taking place in January at Blacktown, while the U18 and U16 events took place in March in conjunction with the Open State Championships.

NSW Country Championships - Athletics NSW, with assistance from clubs in the Illawarra, worked with Wollongong Council to rectify the technical issues that prevented Wollongong hosting the 2009 event. Fortunately, Wollongong Council followed the recommendations put forth by ANSW, and the 2010 Country Championships were conducted at the Kerryn McCann Athletics Centre. The event ran very well, largely due to the excellent support from a very capable local organising committee. The competition continues to be a very positive experience for the 500+ country athletes who compete each year.

NSW Distance Championships – the November timeslot for the NSW 3000 metre Championship continues to prove successful with the number of athletes again exceeding all predictions. 144 men and 42 women entered the competition (compared to 127 and 46 the previous year) making it the most successful (based on participation) ever. The event shows the appeal to both general runners and elite athletes. For the first time, ANSW provided funding support to athletes from interstate, with a number of quality athletes accepting.

A major challenge presenting itself in distance running is attracting more female athletes to the events. ANSW will work hard in an attempt to attract further females to these distance events.

The NSW 5000 metre Championships were conducted in January 2010. Following the success of events the previous season, races were held at the warm-up track, providing a more intimate atmosphere for spectators. Unfortunately, numbers were significantly down on previous seasons. This was especially evident in the elite and sub-elite groups, with performances considerably down on the previous year. The date of the 5000m significantly affects entry numbers, especially from an elite perspective as there are a number of other distance events scheduled around Australia during this time.

Club Competition

Metropolitan Club Premiership was conducted from October to December, with the emphasis on participation and engaging athletes who do not regularly compete in Athletics NSW events. The split venue concept was again adopted with the following venues used; Sydney Olympic Park Athletics Centre, Bardonia Ridge (Illawong), The Crest at Bankstown, Campbelltown, Narrabeen, Blacktown and Mingara.

Due to the World Masters Games and a later than normal NSW All Schools, the Club Premiership was disjointed compared to previous years and only five rounds were conducted. Despite this, numbers were extremely good from the split venue rounds with an average of 400 athletes. The SOPAC rounds were slightly lower than previous years. Congratulations to UTS Norths for winning the competition.

The Club Premiership was sponsored by SKINS compression garments. Athletics NSW would like to extend their gratitude to SKINS for their support of club competition in NSW.

Country Club Premiership was held in late 2009. Congratulations to Illawarra Blue Stars for winning the competition.

Allcomers competitions are primarily conducted after the completion of the Club Premiership and provide a good lead up for athletes competing in state and national titles. Due to the number of championships and elite competitions delivered by ANSW, fewer than normal Allcomers meets were provided in 2010. While competition was provided as often as possible by ANSW, the opportunity to compete was lacking in some event groups for elite athletes. ANSW will ensure that measures are put in place for the 2010-2011 season to provide as many competitions as possible for athletes preparing for national and international competition.

Permit Meets – in 2008-2009, ANSW trialed a new level of meet called Athletics NSW Permit Meets. The concept utilised the existing Athletics Australia permit structure, where the national body ratifies competitions throughout the year, allowing athletes to qualify for international competition and to break records. ANSW took the opportunity to introduce a second level of permit. This series was rolled out more extensively in 2010 and provided a good level of competition for club and recreational athletes. It also empowered clubs to conduct higher profile events and thus increase the knowledge of local officials and administrators.

In most cases, these permit meets were well received, although ANSW will continue to fine tune the concept. Athletics NSW would like to thank the following clubs for hosting; Illawong and Districts Senior Athletic Club, NSW Throwers Club, Blacktown City Athletics Club, Mingara Athletics Club, Campbelltown UWS Collegians and Bankstown Sports Senior Athletic Club.

Elite Competition

Sydney Track Classic – for the second year in a row, the Sydney Track Classic was the most successful (based on performance) one-day meet on the AA Grand Prix circuit. Athletics NSW again joined forces with

Athletics Australia to present a joint competition. Crowd numbers were slightly down compared to last year however the quality of competition was very high with 17 'A' and 23 'B' qualifying performances for the Commonwealth Games.

The three reigning world champions who competed all bettered the marks they set to win gold in Berlin six months prior. NSW's own world champion, Dani Samuels, threw a personal best and meet record of 65.84m in the discus while Steve Hooker cleared 5.91m in the pole vault and New Zealand's Valerie Villi won the shot put convincingly with 20.57m. A number of international competitors were also in attendance; the highlight was Finland's Tero Pitkamaki throwing the javelin 84.64 metres.

Hunter Track Classic was a new event for Athletics NSW. A grand prix style competition was held at the Hunter Sports Centre in Newcastle. The competition attracted some of the state's and Australia's best athletes, as well as providing opportunities for local athletes to compete alongside their heroes. Tamsyn Lewis' appearance in the 400m was the highlight for the 2000-strong crowd, while excellent performances by Ryan Gregson, Ben St Lawrence and Jacob Groth were other highlights. Athletics NSW also trialed some innovative meet presentation concepts that kept the crowd enthralled.

Thank you to Scott Westcott for putting the event together and also the ANSW officials who spent all day (and in some cases weeks) ensuring that the competition could be presented appropriately for such a high profile event.

Waratah Invitational Series was once again provided a competition pathway between regular Athletics NSW events, such as Club Premiership and Allcomers, and the Athletics Australia Grand Prix series. The events were well supported in the open age group. A youth division was also incorporated, with limited numbers competing.

Acknowledgments

Sincere thanks are extended to the Competition Advisory Panel and all others who contributed to the planning and delivery of competition last season.

While they will no doubt be thanked elsewhere, it is appropriate to thank the staff who have contributed to the success of ANSW events. While all excel in their specific area, the support and assistance provided to competition is excellent and should not go unnoticed. Thank you to Greg Meagher, Allyse Taylor, Kate Evans, Scott Westcott and Mary Macaluso.

And lastly, but most importantly, thank you to the dedicated technical officials who once again worked tirelessly throughout the season. It is an absolute pleasure working with the officials and the success of the past season is largely due to the many hours put in, both on event days and in the lead-up to competitions. For all your hard work – thank you!

Andrew Matthews
Competition Manager



REGIONAL PROGRAM

The role of ANSW / LAANSW Regional Coordinator, now in its second year, sees many issues. Some still remain a challenge while others have been solved and have resulted in a positive step forward for athletics in the Hunter region. In working towards the three key objectives of 2009, I was continually supported by local ANSW clubs and officials. To these people I offer my thanks.

In providing this overview of the Regional Coordinator role over the past 12 months, I am reminded that our sport is held together by the efforts of many volunteers. This is a sport that I am proud to be involved with as an athlete, coach and fan and now as an employee.

The three objectives driving the strategies implemented by the Regional Coordinator in 2009-2010 were;

1. To use a number of strategies to increase the number of dual registration aged athletes in both LA centres and ANSW clubs,
2. To provide support in establishing sustainable winter and summer competition, and
3. To work with local coaches in delivering the Little Athletics for Primary Schools (LAPS) programs to schools across the region.

Strategies Targeting Dual Aged Athletes

The LAANSW and ANSW boards' decision to simplify the transition process for 12-18 year olds was highly successful in its inaugural year. The regional coordinator complemented the efforts of local clubs by conducting clinics, encouraging more involvement from schools and actively engaging senior clubs to coordinate with Little Athletics Centres.

ANSW Coaching Sessions – June 2009

This five week program targeted high school athletes preparing for school athletics carnivals and was attended by 40 athletes.

Hunter Festival of Sport Super Clinic – July 2009

This was a highly successful clinic with 50 athletes attending each day. Most of the athletes were unregistered and were looking for an opportunity to learn more about athletics. This clinic will be fully backed by LAANSW and ANSW in 2010.

Little Athletics Holiday Clinics – April and October 2009

This program of clinics employed five local coaches as well as established Little As coaches and attracted 25-50 athletes for each clinic held at Stuarts Point, Camden Haven, East Maitland, Raymond Terrace and Kempsey. This program will be repeated in October 2010.

Little Athletics Centre Visits

Several visits to Little Athletics Centres were conducted at the beginning of the season. In each case a representative from a senior club came along to provide a 'contact' for transition aged athletes. This was a successful strategy that will be more widely implemented in 2010.

Competition

Three regional competition initiatives were launched for the 2009-2010 season with mixed results.

2010 Hunter Track Classic

The idea of the Hunter Track Classic was to launch a 'boutique' athletics event which could put the spotlight on athletics in the Hunter and involve all segments of the athletics community. The event was a resounding success. The high profile athletes in attendance posted four

Commonwealth Games and World Junior qualifying performances, 2000 spectators watched with enthusiasm and the local media coverage was terrific. The success of the meet had a lot to do with the efforts of volunteers and officials, many of whom had not been involved in a grand prix style meet before. The team will be even more prepared for the 2011 edition of the event!

2009-2010 Hunter Club Premiership

This initiative was taken up as part of the initial set of objectives for the regional coordinator position. The model drew upon seven gala day carnivals put on by ANSW clubs within the Hunter and Mid-North Coast areas and collated scores to create a club point score. Unfortunately the model did not work. Contributing factors could have been lack of driving forces, poor administration and promotion and the existing, crowded calendar for clubs.

2009 Winter Series

The 2009 Winter Series was made up of four shortened meets to create opportunities for school students preparing for carnivals and senior athletes looking for winter training hit-outs. The series was successful and has been expanded in 2010. The second series sees an increase from four to five meets and also incorporates the NSW Throwers Club as a satellite competition to the successful Greystanes competition.

Little Athletics for Primary Schools

Little Athletics Program for Schools developed momentum in 2009 and has expanded in 2010. Whilst eight schools booked 20 coaching days in 2009, there have been 70 coaching days booked for 2010 across ten schools. This has provided a great opportunity to develop the coaching skills of seven young local coaches and get athletics back into the spotlight in these schools.

In addition to these formal strategies, many other projects were conducted by the Regional Coordinator. These included;

- Team management duties for ANSW and LAANSW
- Hosting a joint regional conference for ANSW and LAANSW
- Hosting the Athletics NSW All Schools Multi Championships
- Acting as a presenter for LAANSW School Visits Program
- Presenting workshops for parent helpers at Little Athletics Centres
- Coordinating an ANSW Permit Meet in March
- Coordinating a JETS (Junior Encouragement Talent Squad) clinic in November
- Assisting with ANSW and LAANSW clinics held in Sydney

Towards 2011

In looking towards the 2010-2011 season, I am excited about the prospect of having another opportunity to refine existing strategies and develop exciting new ones with ANSW and LAANSW staff. There are many exciting ideas being developed which will hopefully make a positive difference for clubs and centres in the Hunter, Mid-North Coast and Central Coast regions over the next 12 months.

Finally, a message to all our Sydney brothers and sisters. The Hunter is only 90 minutes away so come along and enjoy a coaching clinic, training session or competition next season. We would love to see you!

Scott Westcott
Regional Coordinator

MEMBERSHIP AND CLUB ADMINISTRATION

Registration

Total registrations in 2009-2010 remained fairly constant; however it is difficult to give comparative figures, due to the change in the registration period so as to be in line with Little Athletics NSW. As at 1 June 2010, total registrations were at 4686, already surpassing the total for 2008-2009 of 4522, with the final quarter of the registration period remaining. Athlete registrations were up 210 members, which is an increase of five percent on 2008-2009. Technical Officials have increased by seven percent, whereas club associates are down as at 1 June 2010.

The dual registration initiative with Little Athletics NSW which waives the annual association registration fee for current registered Little Athletics NSW members has resulted in 1240 dual athletes as at 1 June, compared with 748 dual athletes in 2008-2009. Many clubs have exceeded their membership from previous years by embracing the dual registration initiative, with winter clubs continuing to recruit members for the winter series. The \$2.50 discount for online registrations was continued in 2009-2010 with those clubs offering online registration reaping the benefits financially.

Clubs are continuing to use the Clubs Online registration system at different levels of functionality. A training drive was implemented in July and August 2009 which resulted in many more clubs undertaking training in the Clubs Online system. There are now 36 clubs with full usability, 12 clubs with partial usability, and 17 clubs with no usability of Clubs Online.

Clubs who have taken the time to become familiar with the system have not turned back. Six clubs new to the system took the time to learn the ropes of online registration at some level in 2009-2010. A further six clubs who had used Clubs Online in the past were willing to allow their athletes to register online for the first time while nine clubs who use the full function of clubs online underwent refresher training.

Eight clubs were allocated registration numbers to issue to their members at club level this season, after a successful trial of this process in 2008-2009. To be afforded this privilege, these clubs needed to allow athletes to register online, show competence with Clubs Online and have regular communication with Athletics NSW. This process is expected to continue, with more clubs to be invited in the coming seasons, should they meet the requirements.

Communication

Athletics NSW undertook a new branding concept in 2009-2010 with the aim to communicate a clearer and more professional message to our members and the general community. This branding has been uniform over all publications and collateral produced by Athletics NSW in 2009-2010. Athletics NSW again chose the website and email as the primary vehicle to communicate with clubs and their members.

It was identified that our website had greater potential to disseminate athletics news to our members and the greater athletics community. David Tarbotton and Ron Bendall were contracted to write regular

articles, profiles and reviews for the news section of the website. This has improved the coverage and content on the website, as well as providing greater recognition for our athletes, officials and administrators.

The eATHLETE email service continues to be distributed on a weekly basis to all members who had provided their email address during registration. The eATHLETE template and branding was reviewed and redesigned in 2009-2010 in line with the new branding. This new design provides a more modern and professional look and feel to the communication.

Club Development

The importance of quality assurance and growth of our clubs are two of the key issues identified in the strategic plan of Athletics NSW. In response, two groups were assembled in late 2009; the Clubs on Track Review Panel and the Clubs Best Practice Working Group.

The Clubs on Track Review Panel has begun to review the previous Clubs on Track quality assurance framework. This review is continuing and will include assessing the relevance and validity of what is asked, the current scoring and attempt to reduce the workload on the dedicated club officials.

The purpose of the Clubs Best Practice Working Group is to provide a valuable tool for clubs to use to strengthen their clubs, ease individual's workloads and grow the sport in NSW. The Working Group has begun to develop the Clubs Best Practice Toolkit. This toolkit aims to provide information such as; administrative templates, ideas for marketing, gaining sponsorship and grants and tips for the general day-to-day running of an athletics club.

Development initiatives for 2010-2011

Recruitment and retention of athletes continues to be a key concern as identified in the strategic direction for Athletics NSW. Athletics NSW is in the process of hiring a Development Manager to start in 2010-2011 who will develop and drive a strategy for recruitment and development of athletes and coaches, as well as developing and maintaining relationships with secondary schools.

Kate Evans

Membership and Club Administration Manager

OFFICIALS REPORT

It is amazing to see and recognise the level of commitment shown by the Technical Officials. Their collective experience, knowledge and hard work are the reason why Athletics NSW members can participate in competition nearly every week of the year.

During the 2009-2010 season, ANSW hosted an international eight-day competition, five national competitions and over 35 state or club-based competitions, all of which had Technical Officials present. Further, there were 150 school carnivals where schools had specifically requested the attendance of ANSW officials.

Three ANSW Technical Officials are congratulated on their appointment to international competitions;

- Geoffrey Martin OAM - Youth Olympics, Singapore, as an International Starter
- Janet Nixon - Youth Olympics, Singapore, as an International Photo Finish Judge
- Jill Huxley - World Walking Cup, Mexico, as an International Walk Judge

A strategy in the retention of officials is reward and recognition of service. The ANSW Annual Awards Dinner provides an opportunity to recognise the contribution made by Technical Officials. The 2009-2010 award recipients were;

- Janet Nixon – Technical Official of the Year
One of ANSW's senior officials, Janet's expertise lies in the field of photo finish. She is on the IAAF Photo Finish Judges Panel and has officiated at two Olympic Games. Janet not only volunteers her time at most ANSW meets, but also contributes considerable time and effort pre and post meets.
- Murray Gaudin – New Official of the Year
In preparation to officiate at the World Masters Games, Murray sat his accreditation exam and passed in July 2009. Also a Little Athletics Official, Murray expanded his knowledge around the track from starting to judging and photo finish. Murray volunteered his time at many ANSW meets, showing dedication and proficiency.

Also at the Awards Dinner, recognition was given to 55 Technical Officials who attended ten or more ANSW competitions during 2009-2010.

The bi-monthly award continued during the first half of the season. The officials who were recognised for their achievement in their specific fields included;

- Rod Gibb – May 2009
- Neville Fenn – July 2009
- Janet Nixon – October 2009

ANSW is fortunate to have a large number of senior officials with a high level of experience gained from attending national and international competitions. These senior officials are generous with their time and knowledge in guiding newly accredited officials who have just passed an exam by helping them put the theory into practice.

Exams and seminars were held regularly and over 50 individuals passed one or more level C exams (entry level accreditation). Of these, 25% were already Technical Officials who were broadening their skills in other event areas and the other 75% are newly accredited officials. Of the newly accredited, only one third officiated at an ANSW meet since passing their exam. ANSW is getting people to complete the entry exams, however increasing the percentage of new officials who then officiate is a continuing challenge to which a solution is needed.

IAAF brought in a few new rules this season; the most obvious being the new false start rule. There was a fairly smooth transition with the new rules brought into practice in January. The Technical Officials were well informed and the message from the officials to the athletes was also relayed well at competitions. The Technical Officials understand that athletes have trained long and hard for their chance at success and thus they wish to provide each athlete with a fair opportunity when competing by being informative and helpful.

The summer season was extremely busy with the World Masters Games being the first major event. This proved to be a considerable challenge at first, particularly the recruitment of over 150 Technical Officials and 200 Volunteers to run a full timetable of events. This event provided an avenue for volunteers to become involved in athletics and post-games, several volunteers have become accredited as officials and have since officiated at ANSW meets while others have continued as volunteers at major state and national meets.

The retention of Technical Officials in NSW is positive at the moment, but it is often the most senior and experienced officials who retire; thus one of the challenges being faced is to up-skill newer officials more quickly than in the past. ANSW recognises that the greatest challenge in meeting future competition needs is the continued recruitment of Technical Officials. Clubs must understand that they need to assist with the supply of officials at events where their athletes are competing. ANSW will be implementing a number of new initiatives over the next six to twelve months.

Whenever you get a chance, whether you are an athlete, a coach or a spectator, please thank the Technical Officials for their tireless and voluntary contribution to the great sport of Athletics.

Thank you specifically to the Officials Advisory Panel for their guidance, advice and support provided to Athletics NSW. Sincere thanks are also extended to Mary Macaluso, who resigned in December 2009, for all her hard work, time and dedication in organising the officials and volunteers for ANSW events and especially for the World Masters Games.

Allyse Taylor
Assistant Competition Manager



ATHLETICS NSW/NSWIS TRACK AND FIELD EMERGING TALENT SQUAD PROGRAM

The Athletics NSW/NSWIS Emerging Talent Squad Program (ETS) continued the delivery of its program aimed at the development of elite junior track and field athletes in NSW.

The program aims to improve the sport of track and field in NSW through the identification, recognition, development and retention of talented emerging athletes and the development of their coaches. Following is an overview of the highlights, activities and results of the program.

EAP Coordination

2009/10 Nicole Boegman-Stewart EAP Coordinator
2009/10 David Tarbotton EAP Administrator

Squad

2009 165 members

Athletes selected in International Teams

World University Games, Belgrade, Serbia, July 2009

ETS – Ryan Gregson and Ian Rayson

NSWIS (and former ETS) – Laura Cornford, Bridey Delaney, Justin Merlino, Lachlan Renshaw, Dani Samuels, Lara Tamsett

World Youth Championships, Sudtiro, Italy, July 2009

James Connor, Cameron Hyde, Kurt Jenner, Shannon Jennings, Joshua Johnson, Alix Kennedy (withdrew), Andrew Neville, Amy Pejko, Liam Speers, Ben Talakai, Mitch Tysoe
(11 selected, 10 ETS)

World Cross Country Championships, Bydgoszcz, Poland, March 2010

ETS – Ryan Gregson, David Ricketts, Chloe Tighe

Youth Olympic Games, Singapore, August 2010

Jenny Blundell (800m), Nicholas Hough (110m hurdles), Michelle Jenneke (100m hurdles), Kurt Jenner (long jump)

World Junior Championships, Moncton, Canada, July 2010

Amanda Bartrim (pole vault), Kevin Batt (5000m), Emily Crutcher (high jump), Patrick Fakiye (100m and 4x100m), Jake Hammond (200m and 4x100m), Karlie Morton (200m), Ella Nelson (200m), Amy Pejko (high jump), Anneliese Rubie (400m and 4x400m), Steven Solomon (4x400m), Mitch Tysoe (110m hurdles), Todd Wakefield (1500m)
(10 selected, 1 NSWIS and 9 ETS)

EAP Camps

5-6 June 2009 Distance, throws, pole vault (27 athletes attended)
11-12 July 2009 Sprints, hurdles, jumps (37 athletes attended)

There have been over 20 staff, coaches and presenters involved in the camps in 2009, including Olympians; Melinda Gainsford-Taylor, Nicole Boegman-Stewart, Andrew Murphy, Stuart Rendell, Clinton Hill, Ian Garrett, Zsuzsanna Olgyay-Szabó, Zsolt Zsombor, Lin Jing, Huang Zihong and Matt Beckenham. Other coaches assisting included; Peter Fortune, Rudolf Sopko, Fira Dvoskina, Larry Spencer, Sianne Toemoe, Olivia Tauro, Lindsay Watson, Denis Knowles and Ian Garrett.

EAP Development Activities

Emerging Talent Squad Development Day One

On 24 January an education/information day was held for parents, coaches and athletes which covered:

- Growth and development of the adolescent athlete – Professor Geraldine Naughton
- Sports Nutrition – Anthea Lee
- Strength and conditioning – David Young
- Testing and education/information sessions for the Emerging Talent Squad
- Talent identification, testing and education/information sessions for the Fast Track program

200 parents, athletes and coaches attended the day and many indicated that the education workshops were valuable.

Emerging Talent Squad Development Day Two

One hundred athletes, coaches and parents attended a development day at NSWIS on 11 April. A highlight of the day was a talk by Matt Shirvington who spoke about his career as an athlete.

Other speakers and topics covered were:

- Planning and Programming – Rob Medicott
- Goal setting and putting the plan in place – Nicole Boegman-Stewart and Lindsay Watson
- Strength and Conditioning – David Young and Jason Howell
- Water based running theory/practical – Lindsay Watson
- Athleticism for throwers – Rudolf Sopko

Education Department Board of Studies

ETS athletes had the opportunity of participating in the NSWIS ACE organised NSW Department of Education Board of Studies information evening held on 29 March. The evening covered the following topics:

- How does Pathways work?
- Distance education
- Assessment and attendance flexibility
- ATAR bonus

A few ETS athletes attended while another 11 were able to participate via live internet 'hook up' from remote locations using 'Live Meeting'.

Sports Psychology Seminar

On 10 March, the evening prior to the Australian Junior Championships, over 50 ETS athletes attended a 'Competition Readiness' seminar conducted for ETS Track and Field members.

Emerging Talent Squad Training sessions

A number of targeted training sessions were held during the period including:

- Long Jump with Nicole Boegman-Stewart (NSWIS, Olympian)
- High Jump (two sessions) with Ling Jin (Asian record holder)
- Technical lifting session for weights with Jason Howell (NSWIS)

ATHLETICS NSW/NSWIS TRACK AND FIELD EMERGING TALENT SQUAD PROGRAM

EAP/ETS Graduates

The following ETS athletes progressed to NSWIS scholarship standards and have been offered a scholarship: James Kaan, Kevin Moore, Olivia Tauro, Sianne Toemoe, Laura Whaler.

Commonwealth Games Team

Kevin Moore, a six year Emerging Talent Squad member from 2005 to 2010 was selected in the Commonwealth Games team in the 4x400m relay.

Track and Field Website page

<http://atnswis.nswis.com.au/tnf/index.php>

In March we launched @nswis ETS Track and Field page. This page is password protected and holds information specific to NSWIS and ETS athletes. The @nswis Track and Field page is an electronic space that allows athletes to access information about their squad program including current and upcoming program focus, news and development opportunities.

2009 EMERGING TALENT SQUAD

Ozner Abdullah
Aidan Anderson
Filoi Aokuso
Daniel Arda
Jack Bangel
Kirsten Bannister
Jaimee Bannister
Sean Barnes
Amanda Bartrim
Robbie Baskin
Richard Bastable
Kevin Batt
Jesse Beadman
Emma Bettiol
Amy Bettiol
Madeleine Bird
Jenny Blundell
Caryn Brett
Sarah Carli
Lisa Celi
Courtney Chamberlain
Christie Chamberlain
Karlie Chambers
Jamieson Clark
Lewis Clark
Karen Clarke
James Connor
Emma-lee Cormack
Anthony Costello
Courtney Cross
Emily Crutcher
Jared Dailey
Annabel Davies
Dejane Defoe
Ian Dewhurst
Chris Dodd
James Dooley
Christie Douglas
Andrew Doyle
Jacinta Doyle
Dylan Dudley

Jessica Durand
Jack Edwards
Romy Ehrlich
Jessi Elliott
Jasmine Everett
Nicole Fagan
Patrick Fakiye
Samantha Farrant
Jacqueline Fry
Annaliese Gardiner
Darcy Gilroy
Andrew Giltrap
Eloise Graf
Ryan Gregson
Erin Guy
Josh Hall
Luke Hamer
Jake Hammond
Rachel Hardy
Matthew Harris
Damian Hart
Melissa Hayes
Caitlin Heeps
Chamath Herath
Jack Hicking
Megan Horne
Nick Hough
Samantha Hulme
Matthew Hulme
Tahlia Hunter
Ian Hutchinson
Cameron Hyde
Antonio Inzitari
Benjamin Jaworski
Joshua Jay
Michelle Jenneke
Brad Jenner
Kurt Jenner
Shannon Jennings
Henry Jones
James Kaan

Selma Kajan
Alix Kennedy
Amanda Kerr
Phoebe Kershaw
Tayla King
Alison Korotkich
Anna Laman
Elliott Lang
Matthew Lee
Melissa Logan
Vika Lolo
Michael Loudon
Shane Loveridge
Kyle Malone
Emma Marks
Robert McIntyre
Lauren McKillop
William McNamara
Nathan McRae
Hannah Menday
Ethan Millward
Tepai Moeroa
Kevin Moore
Abby Moroney
Karlie Morton
Derek Mulhearn
Jordan Mulhearn
Ashleigh Mumberson
Ella Nelson
Andrew Neville
Shane Nicholls
James Nipperess
Shintaro O'Brien
Courtney Owens
James Paek
Larissa Pasternatsky
Christie Pearson
Amy PejkoVIC
Maddie Pirie
Madeleine Powell
Natalie Prior

Melissa Prior
Zachary Rea
David Ricketts
Tommy Robinson
Carly Rodger
William Sacilotto
Talissa Scott
Taylah Sengul
Alison Severino
Bradley Sharne
Gabi Simpson
Tavleen Singh
Shani Sleeman
Raymond Smith
David Snowdon
Thomas Soliman
Liam Speers
Kelly Spencer
Dallan Stanton
Jack Stapleton
Jaimee-Lee Starr
Jake Stein
Trudy Thompson
Chloe Tighe
Brianna Tisdell
Michael Todd
Sianne Toemoe
Christian Tozer
Laura Turner
Mitchell Tysoe
Kasey Tysoe
Laura Verlinden
Todd Wakefield
Savannah Walker
Eric Watanabe
Kimberly Watton
Charlotte Wilson
Vivian Wilton
Hannah Wrigley
Mataya Young

MEMBERSHIP STATISTICS

COMPARISON OF REGISTRATIONS - RENEWALS IN DIFFERENT REGISTRATION CATEGORIES

2009 Half Season	ATHLETES	ASSOCIATES		TECHNICAL OFFICIALS	TOTAL
		(Club Athletes)	(Club Officials and Coaches)	(AA Accredited)	
Members	2054	113	91	106	2364
% Renewals 1	73%	65%	93%	89%	74%
% Renewals 2	76%	67%	95%	92%	77%
% Renewals 3	77%	68%	95%	95%	78%

2008-2009 Full Season	ATHLETES	ASSOCIATES		TECHNICAL OFFICIALS	TOTAL
	(Club Athletes)	(Club Athletes)	(Club Officials and Coaches)	(AA Accredited)	
Members	3887	323	182	130	4522
% Renewals 1	65%	55%	80%	88%	66%
% Renewals 2	69%	60%	87%	92%	70%
% Renewals 3	70%	63%	88%	93%	71%

Renewal 1 = member was registered in the previous season

Renewal 2 = member was registered in at least one of the two previous seasons

Renewal 3 = member was registered in at least one of the three previous seasons

AGE STRUCTURE OF REGISTERED ATHLETES

AGE GROUP	First 6 months of 2009/10 to 31 March			6 months to 30 Sept 2009			2008/2009 full 12 month season		
	Total	Female	Male	Total	Female	Male	Total	Female	Male
U12	174	96	78	257	132	125	297	148	149
U14	470	255	215	226	129	97	441	245	196
U16	613	341	272	255	139	116	623	317	306
U18	561	242	319	195	86	109	573	267	306
U20	357	155	202	122	55	67	349	149	200
U30	549	219	330	203	92	111	584	225	359
30-34yrs	123	44	79	95	40	55	170	60	110
35-39yrs	117	48	69	116	44	72	188	81	107
40-44yrs	162	63	99	157	83	74	214	95	119
45-49yrs	185	66	119	177	61	116	280	92	188
50-54yrs	158	46	112	138	39	99	191	53	138
55-59yrs	94	19	75	92	33	59	123	33	90
60-64yrs	58	5	53	70	6	64	78	6	72
over 65yrs	82	11	71	64	9	55	99	15	84
TOTAL	3703	1610	2093	2167	948	1219	4210	1786	2424

Ages are at 31 March 2009 for 2008-2009 full 12 month season.

Ages are at 30 September 2009 for Half season 6 months to 30 September 2009.

Ages are at 30 September 2010 for first 6 months of 2009-2010 season to 30 September 2010.

Club athlete associates are included as athletes.

OFFICIALS

	First 6 months of 2009/10 to 31 March			6 months to 30 Sept 2009			2008/2009 full 12 month season		
	Total	Female	Male	Total	Female	Male	Total	Female	Male
Technical	131	51	80	106	7	69	130	50	80
Club	121	53	68	91	43	48	182	77	105
Total Officials	252	104	148	197	80	117	312	127	185

MEMBERSHIP STATISTICS

METROPOLITAN CLUBS

Club	6 months to 31 Mar 2010 Summer only + Full Year			6 months to Sept 2009 Winter only + Full Year			2008-09 12 month full season Winter + Summer Full Year		
	Total	Athletes	Officials	Total	Athletes	Officials	Total	Athletes	Officials
Asics Wests Track & Field Club Inc	136	129	7	83	71	12	128	115	13
Athletics East	39	34	5	21	16	5	31	25	6
Athletics NSW Limited	84	65	19	40	21	19	54	38	16
Bankstown Sports Senior Athletic Club Inc	140	136	4	112	110	2	209	205	4
Barker College Athletics Club	8	8	0				1	1	0
Blacktown City Athletics Club Ltd	69	66	3	7	6	1	61	56	5
Camden Athletics Club	11	11	0	1	1	0	9	9	0
Campbelltown UWS Collegians Athletics Club Inc	161	152	9	36	29	7	146	136	10
Cherrybrook Senior & Little Athletics Centre Inc.	93	81	12	42	40	2	95	84	11
Epping District Athletics Club Inc.	17	15	2	7	4	3	25	22	3
Girraween Athletics Club	74	74	0	79	79	0	102	100	2
Hills District Athletics Club	134	124	10	101	95	6	156	145	11
Illawong & Districts Senior Athletic Club	147	146	1	158	153	5	228	223	5
Mt Pritchard and District Athletics Club	20	20	0				32	32	0
Nepean District Athletic Club	115	106	9	49	41	8	100	92	8
NSW Masters Athletics Inc.	42	42	0	21	20	1	43	43	0
Parramatta City Track & Field Athletic Club	23	22	1	8	7	1	57	53	4
Randwick Botany Harriers Athletics Club	138	111	27	126	109	17	168	139	29
Ryde Athletics Centre Inc	77	69	8	24	17	7	70	60	10
Smithfield Athletics Inc							4	4	0
South Sydney Athletics	27	22	5	15	11	4	49	41	8
St Josephs College Athletics Club	29	29	0						
St. George District Athletic Club Inc.	155	144	11	184	176	8	175	162	13
Sutherland District Athletics Club	70	65	5	164	162	2	231	226	5
Sydney Pacific Athletics Club Ltd	117	104	13	38	32	6	123	112	11
Sydney Striders Road Runners Club Inc.	47	47	0	105	105	0	74	74	0
Sydney University Athletics Club	55	54	1	27	26	1	69	66	3
Trinity-PLC Sydney Athletics Club	60	58	2	2	1	1	62	61	1
U.T.S. Northern Suburbs Athletic Club Inc.	286	268	18	129	114	15	283	266	17
University of New South Wales Athletics Club	18	17	1	2	1	1	25	25	0
Westfields Athletics Club Inc.	98	95	3	60	56	4	109	103	6
Woodstock Runners							2	2	0
Metropolitan Total	2490	2314	176	1641	1503	138	2921	2720	201
Country Total	1465	1389	76	723	664	59	1601	1490	111
NSW State Total	3955	3703	252	2364	2167	197	4522	4210	312

Note that the sum of the two 6 month registrations is not equivalent to a full 12 month season because Full Year registrations are included in both 6 month periods.

COUNTRY CLUBS

Club	6 months to 31 Mar 2010 Summer only + Full Year			6 months to Sept 2009 Winter only + Full Year			2008-09 12 month full season Winter + Summer Full Year		
	Total	Athletes.	Officials	Total	Athletes	Officials	Total	Athletes	Officials
Blue Mountains Region									
Bathurst Athletic Club Inc.	14	14	0	5	5	0	7	7	0
Blue Mountains Athletics	92	92	0	63	63	0	105	105	0
Central Coast Region									
Gosford Athletics Inc.	67	67	0	54	53	1	94	89	5
Mingara Athletics Club Inc.	141	138	3	75	72	3	105	101	4
Toukley Athletics Club	1	1	0				17	15	2
Wyong Athletics Centre Inc	59	42	17	18	6	12	50	40	10
Hunter Region									
Aberdeen Senior & Little Athletics Centre Inc.	4	4	0				6	6	0
Cessnock Athletics Centre Inc	7	7	0				8	8	0
East Lakes Athletic Centre Inc.	3	1	2				3	1	2
East Maitland Athletics Club	5	5	0				2	2	0
Edgeworth and Districts LA Centre Inc	51	48	3	1	0	1	12	7	5
Forster Athletics Club	52	50	2	15	13	2	63	60	3
Kotara South Amateur Athletics Club	7	5	2	3	1	2	3	1	2
Macquarie Hunter Athletics	102	99	3	27	26	1	136	117	19
Maitland Senior and Little Athletic Club Inc.	41	41	0				31	31	0
Muswellbrook Athletic Club	1	1	0						
Newcastle Veterans Athletics Club	62	62	0	61	61	0	72	72	0
Port Macquarie Seniors Athletic Club Inc.	5	5	0				24	24	0
Port Stephens Athletic Club							4	4	0
Raymond Terrace Athletic Centre Inc.	21	21	0	1	1	0	14	14	0
Scone Amateur Athletics Club	1	1	0				1	1	0
Singleton Track and Field Club	10	10	0				1	1	0
Wallsend RSL Athletic Club	95	89	6	9	3	6	66	62	4
Westlakes Athletic Club Inc.	52	40	12	5	3	2	50	34	16
Woodberry & Districts Athletic Centre Inc	47	41	6	6	0	6	24	20	4
North Coast Region									
Ballina Athletics Club Inc	4	0	4	8	1	7	12	2	10
Brunswick Byron Athletics Club	2	1	1	5	4	1	8	6	2
Coffs Harbour Track and Field	22	22	0						
Grafton Athletics Club Inc.	4	4	0	1	1	0	4	4	0
Lismore Athletic Club	3	3	0	3	3	0	15	15	0
Nambucca District Senior Athletics Club	25	25	0						
Stuarts Point & District Little Athletics Centre & Seniors Inc	18	15	3	9	5	4	18	13	5
Woolgoolga Athletic Club (Inc.)	19	19	0	5	5	0	22	22	0

CONTINUED NEXT PAGE

MEMBERSHIP STATISTICS

COUNTRY CLUBS

Club	6 months to 31 Mar 2010 Summer only + Full Year			6 months to Sept 2009 Winter only + Full Year			2008-09 12 month full season Winter + Summer Full Year		
	Total	Athletes	Officials	Total	Athletes	Officials	Total	Athletes	Officials
North West Region									
Armidale Athletics Club	9	9	0				28	28	0
Athletics Glen Innes Incorporated	1	1	0				1	1	0
Riverina Region									
Griffith & District Athletics Club	10	10	0				3	3	0
Koorngal -Wagga Athletics Club Inc.	18	18	0				14	14	0
Leeton Athletics Club							1	1	0
Young and District Athletics Centre	5	5	0				14	14	0
South Coast Region									
Athletics Wollongong Inc.	103	100	3	4	4	0	123	122	1
Goulburn Athletics Club	4	4	0				4	4	0
Illawarra Blue Stars Athletic Club Inc	109	103	6	49	44	5	123	118	5
Kembla Joggers Inc.	81	81	0	141	138	3	127	121	6
Nowra Athletics Club	72	69	3	155	152	3	164	158	6
Western Region									
Cobar Athletics Club	3	3	0				2	2	0
Dubbo Athletics Club Inc.	6	6	0				12	12	0
Dubbo RSL Youth Club Athletic Division	1	1	0				2	2	0
Orange Runners Club							3	3	0
Wellington Athletics Inc	6	6	0				3	3	0
Country Total	1465	1389	76	723	664	59	1601	1490	111



NSW CHAMPIONS

Men	Club	Performance	Event	Women	Club	Performance
Open				Open		
Isaac Ntiamoah	BAN	10.46	100m	Jessica Knox	UTN	11.80
Ali Dady Bangura	BAN	21.01	200m	Renee Robson	BAN	23.93
Joel Milburn	ASW	46.02	400m	Pirreee Steinert	MHA	53.21
Lachlan Renshaw	SYU	1.51.47	800m	Lara Nicod	UTN	2:08.47
James Nipperess	UTN	3:47.21	1500m	Bridey Delaney	SGD	4:19.55
Ryan Gregson	KEJ	8:00.85	3000m	Bridey Delaney	SGD	9:13.89
Russell Chin	SYU	14.26.44	5000m	Belinda Martin	SGD	17.25.42
Russell Chin	SYU	29:55.34	10000m	Anita Keem	SGD	36:09.70
Derek Mulhearn	SYU	22:59.86	5000m Walk	Nicole Fagan	SYP	23:52.73
Justin Merlino	SYU	14.29	110m / 100m Hurdles	Hayley Butler	WES	13.73
James Roff	RBH	51.38	400m Hurdles	Melissa Logan	KEJ	1:03.30
Youcef Abdi	BAN	8:38.73	3000m Steeplechase	Lara Nicod	UTN	11:10.30
Chris Dodd	MIN	2.17m	High Jump	Petrina Price	WOL	1.89m
Chris Clegg	HIL	4.40m	Pole Vault	Stephanie Langridge	WES	3.20m
Kurt Jenner	WES	7.17m	Long Jump	Maren Schuerman	UTN	5.54m
Tomas Cholensky	SYP	14.84m	Triple Jump	Lisa Morrison	TGS	13.23m
Stuart Gyngell	MIN	17.96m	Shot Put	Taylah Sengul	HIL	12.59m
Nicholas Sawaszenko	ASW	51.77m	Discus	Dani Samuels	WES	62.21m
Mark Dickson	WES	65.77m	Hammer	Karyne Di Marco	WES	62.15m
Benjamin Baker	FOR	73.28m	Javelin	Laura Cornford	BAN	53.01m
Matthew Harris	MAI	6368	DECATHLON / HEPTATHLON	JESSICA FISHER	HIL	4488
Scott Westcott	MHA	22:19	7.5km / 5km Short Course XC	Marnie Ponton	SSR	17:28
Jeff Hunt	RBH	38:33	12km / 8km Cross Country	Melinda Vernon	SSR	29:51
Isacc Serem	BAN	31.39	10km / 4km Novice XC	Else Gallen	HIL	14.08
Russell Chin	SYU	29:57	10km Road Race	Melinda Vernon	SSR	33:55
Jeremey Horne	SSR	1hr09:19	Half Marathon	Magna Karimali-Poulos	SUT	1hr20:21
Jeremey Horne	SSR	2hr33:48	Marathon	Verity Tolhurst	SUT	3hr3:33
Derek Mulhearn	SYU	1hr39:44	20km / 15km Road Walk	Jess Hazelwood	SYU	1hr17:50
Ian Rayson	MIN	1hr33:08	30km / 20km Road Walk	Jess Hazelwood	SYU	1hr44:44
U23						
Tim Leathart	SYP	10.55	100m	Laura Verlinden	UTN	12.11
Ray Williams	HUN	20.84	200m	Briony Kanard	UTN	25.11
Samuel Stevens	SYU	47.97	400m	Olivia Tauro	HIL	54.42
John Robert Bowskill	WES	2:00.17	800m	Julia Cook	UTN	2:18.89
Alexander Godbold	UTN	4.14.54	1500m			
Mathew Cox	BAN	15:46.41	5000m			
Daniel Small	WES	14.65	110m / 100m Hurdles	Tara Holt	RBH	14.17
			400m Hurdles	Romi Arnott	UTN	1:07.07
Matthew Cox	BAN	9:55.20	3000m Steeplechase			
Chris Dodd	MIN	2.05m	High Jump	Clare Maloney	STP	1.60m
Dale Jenner	WES	6.93m	Long Jump	Mikaela Read	SYP	5.53m
Saverio Trimboli	GRI	10.67m	Triple Jump	Mikaela Read	SYP	11.87m
Emanuele Fuamatu	BAN	17.02m	Shot Put	Clare Maloney	STP	11.23m
Shane Loveridge	ILL	49.96m	Discus	Christie Chamberlain	WES	50.62m
Saverio Trimboli	GRI	30.79m	Hammer	Melissa Hilder	CBT	46.98m
Brock MacKay	MHA	54.67m	Javelin	Karen Clarke	IND	44.90m

NSW CHAMPIONS

Men	Club	Performance	Event	Women	Club	Performance
U20						
Patrick Fakiye	SUT	10.62	100m	Larissa Pasternatsky	UTN	11.85
Patrick Fakiye	SUT	21.82	200m	Larissa Pasternatsky	UTN	24.39
Mathew Mooney	SYP	48.89	400m	Emma Hunt	CHE	57.23
Josh Wright	MIN	1:52.16	800m	Tia Brady	MHA	2:16.30
Todd Wakefield	CBT	3:47.59	1500m	Ruby Hackett	UTN	4:47.57
Hugh Williams	RBH	15:22.19	5000m / 3000m	Celia Sullohern	BMA	10:18.55
Kyle Malone	NEP	22:53.50	5000m Walk	Jade Dighton	NEP	28:54.89
Mitchell Tysoe	MIN	14.40	110m / 100m Hurdles	Michelle Jenneke	CHE	14.53
Anthony Costello	ILL	54.67	400m Hurdles	Sarah Banister	IND	64.02
Dylan Dudley	BAN	9:42.90	3000m Steeplechase			
Andrew Neville	WES	1.95m	High Jump	Mia Mackinnon	ILL	1.66m
Simon Oeding	LIS	4.00m	Pole Vault	Amanda Bartrim	GOS	3.60m
Kurt Jenner	WES	6.95m	Long Jump	Danielle Goodin	BLA	5.20m
Damian Hart	MHA	14.64m	Triple Jump	Danielle Goodin	BLA	11.94m
Liam Speers	MHA	16.66m	Shot Put	Siobhan Betham	EAM	12.54m
Liam Speers	MHA	47.87m	Discus	Brydee Clarke	KOO	38.62m
Michael Holani	BAN	42.07m	Hammer	Melissa Prior	CBT	45.23m
John Crandell	ASW	59.20m	Javelin	Alison Severino	SGD	39.46
Bradley Shane	WES	5838	Decathlon / Heptathlon	Rachel Hardy	RBH	4449
James Nipperess	SYU	15:39	5km / 5km Short Course XC	Lauren McKillop	RBH	18:49
Todd Wakefield	CBT	27:07	8km / 6km Cross Country	Chloe Tighe	KEJ	21:41
Jason Harrison	PAR	31:47	10km / 5km Road Race	Chloe Tighe	KEJ	17:02
Kyle Malone	NEP	49:26	10km Road Walk	Lauren Bourke	GOS	53:45
Derek Mulhearn	SYU	1hr38:35	20km / 15km Road Walk	Lauren Bourke	GOS	1hr20:57
U18						
Nicholas Hough	HIL	10.81	100m	Ella Nelson	ILL	11.88
Nicholas Hough	HIL	21.47	200m	Ella Nelson	ILL	23.94
Steve Solomon	RBH	48.18	400m	Jacarna Bain-Fenton	CES	56.92
Jesse Beadman	BMA	1:53.21	800m	Jenny Blundell	CHE	2:10.65
Ozner Abdullah	ILL	3:57.83	1500m	Jenny Blundell	CHE	4:27.63
Ruairidh MacDonald	UTN	8:47.59	3000m	Else Gallen	HIL	10:29.1
Steven Washburn	NEP	24:49.72	5000m Walk	Dimitra Psarianos	SOS	26:36.84
Nicholas Hough	HIL	13.82	110m / 100m Hurdles	Melissa-Maree Farrington	HIL	14.60
Steven Solomon	RBH	53.75	400m Hurdles	Sara Klein	ASW	64.09
Ruairidh MacDonald	UTN	6:27.00	2000m Steeplechase	Holly Ratajec	WES	8:50.14
Brandon Starc	PAR	2.07m	High Jump	Shani Sleeman	SUT	1.74m
James Belcher	WOL	3.40m	Pole Vault	Rebecca Stewart	ASW	2.70m
				Catherine Ebeling	TGS	2.70m
Thomas Soliman	BLA	6.68m	Long Jump	Courtney Cross	CHE	5.83m
Ben Cox	RYD	13.29m	Triple Jump	Natalie Apikotoa	BLA	11.38m
Connor Sherlock	ANSW	16.13m	Shot Put	Chelsea Sutherland-Valeni	WES	12.31m
Evan Jennis	RBH	47.08m	Discus	Cassandra Deegan	GOS	40.28m
Luke Howse	WES	40.48m	Hammer	Vivian Wilton	CBT	40.25m
Elliot Lang	ASW	60.96m	Javelin	Zoe Schubert	SGD	37.40
Jake Stein	ASW	6638	Decathlon / Heptathlon	Rachel Hardy	RBH	4437
Michael Todd	RYD	15:57	5km / 2.5km Short Course XC	Jenny Blundell	CHE	8:30
Zachary Rea	RBH	19:44	6km / 4km Cross Country	Lauren Parson	SUT	15:08
Jordan Mulhearn	SYU	39:26	8km Road Walk	Dimitra Psarianos	SOS	48:22

Men	Club	Performance	Event	Women	Club	Performance
U16						
Joshua Jay	BAN	11.21	100m	Maddie Pirie	BAN	12.41
Joshua Jay	BAN	22.74	200m	Maddie Pirie	BAN	25.15
Patrick Rose	GRI	52.16	400m	Tahlia Hunter	BAN	57.83
Byron Cavender	MIN	2:01.67	800m	Anna Laman	CBT	2:13.40
Jack Stapleton	PAR	4:13.29	1500m	Anna Laman	CBT	4:34.37
Jack Stapleton	PAR	9:21.16	3000m	Kate Spencer	RYD	10:01.98
Jay Felton	GOS	14:58.13	3000m Walk	Amy Bettiol	SYP	14:58.43
Chamath Herath	PAR	13.58	100m / 90m Hurdles	Tiana Penitani	AEA	13.66
Chamath Herath	PAR	26.55	200m Hurdles	Melissa-Maree Farrington	HIL	29.39
Thomas McCoy	ASW	7:51.08	2000m Steeplechase	Katie Ingle	CHE	7:55.54
David Snowden	ASW	1.86m	High Jump	Julia O'Shea	BAT	1.66m
Jack Hicking	BAN	3.60m	Pole Vault	Emma Nash	UTN	2.30m
Lachlan Little	RBH	6.06m	Long Jump	Dejane Defoe	BLA	5.42m
Lachlan Little	RBH	12.52m	Triple Jump	Alison Ruse	BLA	11.45m
Gerard Holland	IND	15.17m	Shot Put	Taylah Sengul	HIL	12.82m
Tepai Moeroa	HIL	56.11m	Discus	Filoi Aokuso	HIL	44.28m
Michael Taylor	WES	51.87m	Hammer	Taylor-Jane Villis	CBT	35.95m
Tyson Davis	UTN	43.58m	Javelin	Taylah Sengul	HIL	40.75m
Rhys Stein	ASW	3393	Heptathlon	Matilda Werner	SGT	3479
Ruairidh MacDonald	UTN	7:54	2.5km Short Course XC	Celia Sullohern	BMA	8:41
Ruairidh MacDonald	UTN	13:38	4km Cross Country	Anna Laman	CBT	15:10
Jack Stapleton	PAR	16:35	5km / 2.5km Road Race	Anna Laman	CBT	17:50
Steven Washburn	NEP	26:45	5km Road Walk	Shay Southern	ASW	28:37

U14						
Dylan Fuller	ASW	12.22	100m	Ashlee Tait	GIR	13.03
Dylan Bennett	WOO	25.42	200m	Courtney Boyle	UTN	26.94
Hayden Sly	ASW	60.14	400m	Monique Byers	ASW	60.01
Hayden O'Neill	SOS	2:13.24	800m	Alina Tape	NAM	2:19.28
Hayden O'Neill	SOS	4:39.26	1500m	Sarah Marvin	HIL	4:52.41
Johnathan Anestoudis	NEP	7:27.40	3000m Walk / 1500m Walk	Tayla-Paige Billington	NEP	7:15.66
Alec Diamond	UTN	16.10	90m / 80m Hurdles	Samantha Geddes	ILL	12.95
Nelson Osifo	CHE	33.86	200m Hurdles	Courtney Boyle	UTN	31.52
Chris Dwyer	UTN	1.57m	High Jump	Scarlett Wynn	ILL	1.54m
Dylan Fuller	ASW	2.80m	Pole Vault	Elizabeth Baral	ASW	1.95m
Dylan Bennett	WOO	5.29m	Long Jump	Samantha Geddes	ILL	4.62m
Alec Diamond	UTN	11.31m	Triple Jump	Sarah Paek	CHE	9.33m
Jayden Okunbor	BAN	12.25m	Shot Put	Juanita Lloyd	BAN	11.21m
Paulo Aokuso	HIL	40.52m	Discus	Monica Dimon	ILL	32.55m
Alec Diamond	UTN	30.08m	Javelin	Jordan Campbell	SGD	28.17
Brady Goodyear	ILL	8:15	2.5km Short Course XC	Hayley Arden	UNA	8:49
Morgan McDonald	RBH	10:01	3km Cross Country	Hayley Arden	ANS	10:15
Hamish Paine	KEJ	8:13	2.5km Road Race	Sarah Marvin	HIL	8:46
Johnathon Anestoudis	NEP	10:27	2km Road Walk	Tayla-Page Billington	NEP	9:59

U12						
Josh Head	KEJ	5:07	1.5km Short Course XC	Beatrice Collard	BMA	5:18
Josh Head	KEJ	7:27	2km Cross Country	Samantha King	RBH	7:32
Lewis Thompson	NEP	11:06	2km Road Race	Jasmyn McDonald	PAR	10:55
Lewis Thompson	NEP	4:59	1km Road Walk	Jasmyn McDonald	PAR	5:01

NSW CHAMPIONS

Men	Club	Performance	Event	Women	Club	Performance
Masters						
30-34						
Gregory Bruce	ILL	7.73	60m	Danielle Szakacs	KEJ	8.41
Dean Turner	CBT	12.19	100m	Rachael Jackson	RYD	12.12
Gregory Bruce	ILL	25.81	200m	Rachael Jackson	RYD	24.87
Jay Stone	ARM	48.63	400m	Tracey Grozdanis	UTN	1:08.65
Frazer Dowling	UTN	2:00.17	800m	Monica Kiraly	SYP	2:39.96
Frazer Dowling	UTN	4:08.36	1500m	Monica Kiraly	SYP	5:32.42
Brendan Davies	SSR	16:14.87	5000m			
			110m / 100m Hurdles	Aileen Livingston	WAL	27.48
Gregory Graves	SUT	10:12.95	3000m / 2000m Steeplechase			
Anthony Butt	NEP	1.60m	High Jump	Montse Ros	WOL	1.40m
Anthony Butt	NEP	3.50m	Pole Vault	Montse Ros	WOL	3.10m
Jay Stone	ARM	6.89m	Long Jump	Montse Ros	WOL	4.95m
			Triple Jump	Montse Ros	WOL	9.11m
Jamie Muscat	ILL	12.93m	Shot Put	Aileen Livingston	WAL	7.87m
Jamie Muscat	ILL	37.55m	Discus	Aileen Livingston	WAL	20.90m
Warren Jones	UTN	36.56m	Hammer	Aileen Livingston	WAL	20.40m
Anthony Butt	NEP	44.20m	Javelin	Aileen Livingston	WAL	18.57m
Jamie Muscat	ILL	10.50m	Weight Throw	Aileen Livingston	WAL	6.10m
Anothony Butt	NEP	2244	Outdoor Pentathlon	Aileen Livingston	WAL	1197
35-39						
Ernest Leseberg	NMA	7.27	60m	Allison Tucker	MIN	8.67
Ernest Leseberg	NMA	11.35	100m	Allison Tucker	MIN	13.76
Ernest Leseberg	NMA	22.33	200m	Allison Tucker	MIN	28.48
Ernest Leseberg	NMA	53.03	400m	Larissa Stanley	SYU	1:00.71
Gary Howard	RBH	1:59.91	800m	Larissa Stanley	SYU	2:20.88
Michael Doggett	ASW	4:08.99	1500m	Angela Williams	HIL	4:47.93
Nicholas Bennett	SUT	16:06.60	5000m	Angela Williams	HIL	18:10.29
Brett Kingston	BMA	37:34.40	5000m Walk			
EJ Davie	SSR	14:41.44	3000m / 2000m Steeplechase			
Brett Kingston	BMA	1.30m	High Jump	Lynette Smith	GIR	1.57m
Brett Kingston	BMA	3.95m	Long Jump	Allison Tucker	MIN	4.09m
Brett Kingston	BMA	8.19m	Triple Jump			
Kevin Duke	CBT	10.17m	Shot Put	Tatiana Sudarikova	NMA	10.54m
Kevin Duke	CBT	32.84m	Discus	Lynette Smith	GIR	31.76m
Brett Kingston	BMA	28.28m	Hammer	Lynette Smith	GIR	30.75m
Kevin Duke	CBT	32.42m	Javelin	Lynette Smith	GIR	34.67m
			Weight Throw	Tatiana Sudarikova	NMA	11.25m
EJ Davie	SSR	1073	Outdoor Pentathlon			
Jeremey Horne	SSR	23:25	7.5km / 5km Short Course XC	Angela Williams	HIL	18:07
Nicholas Cope	RBH	41:57	12km / 8km Cross Country	Angela Williams	HIL	31:42
Colin Johnston	ASW	31:28	10km Road Race	Magna Karimalli-Poulos	SUT	36:28
Jeremey Horne	SSR	1:09.19	Half Marathon	Magna Karimalli-Poulos	SUT	1hr20:21
Jeremey Horne	SSR	2hr33:48	Marathon	Kathryn Holloway	SSR	3hr44:12

Men	Club	Performance	Event	Women	Club	Performance
40-44						
David Skala	NMA	7.72	60m	Kylie Strong	ILL	7.84
David Thomas	MIN	12.21	100m	Kylie Strong	ILL	12.65
David Thomas	MIN	24.58	200m	Kylie Strong	ILL	25.46
Evan Walsh	UTN	54.84	400m	Catherine Kermond	CBT	1:00.41
John Watson	SIN	2:13.92	800m	Lisa Harrison	HIL	2:26.48
John Watson	SIN	4:37.11	1500m	Lisa Harrison	HIL	4:54.98
Steve Hawkins	SSR	18:03.19	5000m	Lisa Harrison	HIL	20:21.28
Robert Mason	ASW	27.19	110m / 80m Hurdles			
Robert Mason	ASW	1:21.39	400m Hurdles			
Robert Mason	ASW	15:17.94	3000m / 2000m Steeplechase			
Richard Bacon	NMA	1.68m	High Jump	Vicki Townsend	MIN	1.30m
Edward Van der Jagt	NMA	5.87m	Long Jump	Kylie Strong	ILL	4.94m
John Watson	SIN	10.99m	Triple Jump	Kylie Strong	ILL	10.28m
Stephen Liggins	NMA	11.63m	Shot Put	Gabriele Watts	NEP	10.87m
Jorg Probst	HIL	41.85m	Discus	Gabriele Watts	NEP	33.53m
Jim Fassolis	CBT	34.29m	Hammer	Gabriele Watts	NEP	34.30m
Geoff Carter	BMA	40.28m	Javelin	Janie Carter	BMA	27.98m
Jim Fassolis	CBT	10.03m	Weight Throw	Gabriele Watts	NEP	12.51m
Geoff Carter	BMA	2444	Outdoor Pentathlon	Janie Carter	RYD	1929
Richard Roberts	ASW	24:18	7.5km / 5km Short Course XC	Lorraine Hince	KEJ	17:50
Richard Roberts	ASW	42:24	12km / 8km Cross Country	Lorraine Hince	KEJ	31:22
Richard Roberts	ASW	32:41	10km Road Race	Lorraine Hince	KEJ	38:55
			15km Road Walk	Suzanne Brown	UTN	1hr42:15
45-49						
Dave Isackson	SYP	7.46	60m	Gianna Mogentale	ILL	7.89
Dave Isackson	SYP	11.72	100m	Gianna Mogentale	ILL	12.68
Dave Isackson	SYP	23.42	200m	Gianna Mogentale	ILL	26.25
Todd Devery	BAT	56.90	400m	Gianna Mogentale	ILL	1:01.15
Jamie Harrison	BAN	2:09.04	800m	Jane Boyd	NMA	2:30.82
Jamie Harrison	BAN	4:15.95	1500m	Jane Boyd	NMA	5:13.22
Jamie Harrison	BAN	16:28.02	5000m	Cathy Hewitt	ILL	23:42.74
Chris Lockwood	NEP	26:50.02	5000m Walk	Mary Willis	CBT	30:39.90
Tim McGrath	UTN	20.22	110m / 80m Hurdles	Sally Stagles	UNA	13.80
Georg Herger	ILL	1:08.39	400m Hurdles			
Garry Womsley	BAN	13:37.34	3000m / 2000m Steeplechase	Caroline Yarnell	SSR	9:06.80
Georg Herger	ILL	1.65m	High Jump			
Tim McGrath	UTN	3.40m	Pole Vault			
Alan Provenzano	NMA	5.02m	Long Jump	Gianna Mogentale	ILL	4.53m
Georg Herger	ILL	10.23m	Triple Jump	Sharon Derwin	WAL	6.30m
Stuart Gyngell	MIN	15.82m	Shot Put	Pam Mountfield	UTN	9.73m
Stuart Gyngell	MIN	44.24m	Discus	Pam Mountfield	UTN	35.71m
Philip Frkovic	WOL	43.16m	Hammer	Kim Debrot	IBS	28.03m
Tim McGrath	UTN	40.25m	Javelin	Pam Mountfield	UTN	30.03m
Stuart Gyngell	MIN	14.71m	Weight Throw	Kim Debrot	IBS	9.64m
Peter Murray	NMA	3095	Outdoor Pentathlon			
Robert Spilling	ASW	25:50	7.5km / 5km Short Course XC	Sally Musgrove	KEJ	20:30
Robert Spilling	ASW	44:24	12km / 8km Cross Country	Sally Musgrove	KEJ	35:37
Jamie Harrison	BAN	32:25	10km Road Race	Caroline Yarnell	SSR	44:17
Jamie Harrison	BAN	1hr13:38	Half Marathon	Joanne Cowan	SSR	1hr34:31
Neil Anderson	BAN	3hr23:25	Marathon			
Anthony Albanese	SOS	1hr28:07	15km Road Walk	Mary Willis	CBT	1hr40:29

NSW CHAMPIONS

Men	Club	Performance	Event	Women	Club	Performance
50-54						
Mark Doherty	NMA	7.82	60m	Robyn Suttor	UTN	8.91
Mark Doherty	NMA	12.41	100m	Robyn Suttor	UTN	14.14
Mark Doherty	NMA	25.25	200m	Robyn Suttor	UTN	29.53
Daniel Hasler	SYP	58.42	400m	Deborah Drennan	UTN	1:08.97
Richard Martin	UTN	2:15.19	800m	Cris Penn	NMA	2:34.80
Ian Rose	HIL	4:56.54	1500m	Erika Bunker	CBT	5:29.15
Barry Willis	MIN	17:30.72	5000m	Robyn Basman	ILL	21:00.85
Robert Osborne	NEP	29:21.13	5000m Walk			
Paul Carr	MIN	17.09	100m / 80m Hurdles	Margaret Walker	CHE	15.91
Paul Carr	MIN	1:08.86	400m / 300m Hurdles			
Marco Bareiss	ILL	11:23.58	3000m / 2000m Steeplechase	Trish Stallard	WAL	11:45.03
Robert Hanbury-Brown	UTN	1.50m	High Jump	Trish Stallard	WAL	1.00m
Tyler William	WOL	2.80m	Pole Vault	Trish Stallard	WAL	1.60m
David Mitchell	WAL	5.03m	Long Jump	Ellena Cubban	EPP	3.64m
David Mitchell	WAL	9.98m	Triple Jump	Trish Stallard	WAL	6.23m
Peter Reed	WOL	11.58m	Shot Put	Heike Forth	UTN	9.73m
Peter Reed	WOL	35.92m	Discus	Heike Forth	UTN	31.34m
Sergei Zablotskii	NMA	51.06m	Hammer	Jill Taylor	CHE	34.53m
Andrew Atkinson-Howatt	RYD	43.93m	Javelin	Ellena Cubban	EPP	23.90m
Sergei Zablotskii	NMA	15.68m	Weight Throw	Heike Forth	NEP	12.85m
Simon Butler-White	NMA	2770	Outdoor Pentathlon			
Keith Bateman	SSR	25:30	7.5km / 5km Short Course XC	Margaret Beardslee	MIN	20:38
Dennis Wylie	SSR	49:34	12km / 8km Cross Country	Margaret Beardslee	MIN	37:06
Barry Willis	MIN	35:51	10km Road Race	Rosemary Roediger	HIL	40:00
55-59						
Daryl Ellis	ASW	8.14	60m	June Lowe	IBS	9.54
Daryl Ellis	ASW	13.10	100m	June Lowe	IBS	15.67
Alan Carey	BLA	26.97	200m	Teri Short	WAL	46.64
Wayne Marriot	SYP	1:02.93	400m			
Stephen Ball	UTN	2:22.26	800m			
Dennis Wylie	SSR	4:47.41	1500m			
Dennis Wylie	SSR	17:55.81	5000m	Rosemary Roediger	HIL	20:21.33
			5000m Walk	Nancy Lloyd	UTN	36:16.09
Wayne Marriott	SYP	17.29	100m / 80m Hurdles	Kerrie Macey	CBT	19.36
Neil Fowler	MIN	1:10.94	400m / 300m Hurdles			
Clay Tompkins	UTN	1.55m	High Jump	Kerrie Macey	CBT	1.20m
Phillip Carrero	BAN	3.30m	Pole Vault			
Clay Tompkins	UTN	5.26m	Long Jump	Kerrie Macey	CBT	3.50m
Clay Tompkins	UTN	11.70m	Triple Jump	Jillian Senior	UTN	7.26m
Geoff Crumpton	GOU	11.13m	Shot Put	Denise Palmer	NMA	9.09m
Gavin Murray	NMA	33.30m	Discus	Denise Palmer	NMA	23.65m
Geoff Crumpton	GOU	37.29m	Hammer	Denise Palmer	NMA	33.06m
Gavin Murray	NMA	35.95m	Javelin	Kerrie Macey	CBT	22.65m
Terrence Gibbs	NMA	14.07m	Weight Throw	Denise Palmer	NMA	10.66m
Daryl Ellis	ASW	2523	Outdoor Pentathlon			
Stephen Ball	UTS	19:39	5km Short Course XC	Rosemary Roediger	HIL	20:24
Bill Boughton	NOW	35:00	8km Cross Country	Rosemary Roediger	HIL	24:52
Dennis Wylie	KEJ	36:20	10km Road Race	Mary Sheehan	BAN	45:45
Frank Scorzelli	STG	1hr26:45	Half Marathon	Mary Sheehan	BAN	1hr41:28
			Marathon	Mary Sheehan	BAN	3hr45:38
			15km Road Walk	Nancy Lloyd	UTN	1hr48:39

Men	Club	Performance	Event	Women	Club	Performance
60-64						
Robert Martyn	BMA	8.72	60m			
Robert Martyn	BMA	14.13	100m			
			200m	Paula Moorhouse	SYP	35.46
Stuart Hayward	TOU	58.48	400m			
Stuart Hayward	TOU	2:19.73	800m	Paula Moorhouse	SYP	3:16.67
Noel Wright	HIL	5:18.28	1500m			
Dennis Williams	HIL	21:36.87	5000m			
Dennis Williams	HIL	34:33.75	5000m Walk	Judy Brown	GOS	36:34.40
Tom Barber	HIL	19.98	100m / 80m Hurdles			
John Searle	SYP	1.45m	High Jump	Judy Brown	GOS	0.95m
Tom Barber	HIL	2.50m	Pole Vault			
Noel Peters	NMA	4.56m	Long Jump	Judy Brown	GOS	2.52m
John Searle	SYP	10.16m	Triple Jump			
Keith Edwards	WOL	9.12m	Shot Put	Judy Brown	GOS	5.66m
Keith Edwards	WOL	30.00m	Discus	Judy Brown	GOS	14.86m
James Stammers	BRU	30.38m	Hammer	Judy Brown	GOS	13.72m
Keith Edwards	WOL	40.81m	Javelin	Judy Brown	GOS	14.53m
James Stammers	BRU	11.44m	Weight Throw	Judy Brown	GOS	6.42m
Frank Scorzelli	SGT	19:21	5km Short Course XC	Dianne Hillsdon	BAN	30:55
Rodney Arnold	SUT	34:09	8km Cross Country	Jill Smith	NOW	32:43
Ian Tague	KEJ	43:37	10km Road Race	Dianne Hillsdon	BAN	59:27
65-69						
George Edwards	NMA	8.82	60m			
Albert Gay	CBT	26.97	200m			
Donald Mathewson	HIL	1:06.56	400m			
Donald Mathewson	HIL	2:31.85	800m	Lesley Eller	UTN	3:29.42
Donald Mathewson	HIL	5:00.22	1500m			
Donald Mathewson	HIL	19:05.46	5000m	Dorothy Siepmann	BAN	28:04.19
Albert Gay	CBT	20.06	100m / 80m Hurdles			
Albert Gay	CBT	1:03.05	300m Hurdles			
Albert Gay	CBT	1.20m	High Jump			
Albert Gay	CBT	4.14m	Long Jump			
Keith James	NMA	10.67m	Shot Put			
Keith James	NMA	38.14m	Discus			
Keith James	NMA	37.62m	Hammer			
Keith James	NMA	36.14m	Javelin			
Keith James	NMA	12.04m	Weight Throw			
Donald Mathewson	HIL	20:21	5km Short Course XC	Dorothy Siepmann	BAN	28:29
Ian Graves	SUT	37:06	8km Cross Country	Dorothy Siepmann	BAN	34:44
Ian Graves	SUT	42:39	10km Road Race	Dorothy Tanner	SUT	50:14
Ian Graves	SUT	1hr38:21	Half Marathon	Dorothy Siepmann	BAN	2hr4:47

NSW CHAMPIONS

Men	Club	Performance	Event	Women	Club	Performance
70-74						
Bernard Condon	NOW	9.27	60m			
Bernard Condon	NOW	15.36	100m			
Bernard Condon	NOW	31.77	200m			
John Warren	SYP	2:33.23	800m			
John Warren	SYP	5:26.74	1500m			
Jim Seymon	UTN	31:06.55	5000m Walk			
Robert Newey	ASW	17.52	80m Hurdles			
Robert Newey	ASW	1.25m	High Jump			
David Morris	NMA	3.21m	Long Jump			
David Morris	NMA	7.05m	Triple Jump			
Ron Simcock	WOL	10.86m	Shot Put	Joyce Schmidt	NMA	6.78m
Brett Sowerby	BMA	31.84m	Discus	Joyce Schmidt	NMA	15.29m
Ron Simcock	WOL	38.26m	Hammer	Joyce Schmidt	NMA	17.76m
Ron Simcock	WOL	32.80m	Javelin	Joyce Schmidt	NMA	16.53m
Ron Simcock	WOL	13.93m	Weight Throw	Joyce Schmidt	NMA	6.93m
Tony Re	BAN	46:24	8km Cross Country			
Abdon Ulloa	BAN	47:03	10km Road Race			
Jim Seymon	UTN	1hr40:40	15km Road Walk			
75-79						
Richard Hughes	NMA	9.32	60m	Elvire Asprey	IBS	11.61
Richard Hughes	NMA	15.04	100m	Elvire Asprey	IBS	19.27
Richard Hughes	NMA	31.73	200m	Elvire Asprey	IBS	43.72
Richard Hughes	NMA	1:16.64	400m	Elvire Asprey	IBS	1:57.83
Ronald Woodcock	WTL	3:32.97	800m			
Fredrick Daniels	EPP	7:22.33	1500m			
James Soutar	NMA	6.38m	Shot Put			
James Soutar	NMA	18.06m	Discus			
James Soutar	NMA	17.80m	Hammer			
James Soutar	NMA	7.67m	Weight Throw			
85-89						
Max McKay	ILL	0.91m	High Jump			
Max McKay	ILL	2.50m	Long Jump			
Max McKay	ILL	5.08m	Triple Jump			
Max McKay	ILL	6.45m	Shot Put			
Max McKay	ILL	12.75m	Discus			
Max McKay	ILL	21.09m	Hammer			
Max McKay	ILL	13.52m	Javelin			
Max McKay	ILL	6.09m	Weight Throw			

NSW ROLL OF HONOUR

World Half Marathon Championship, Birmingham, England, 2009

Jeff Hunt, RBH	43rd 64:16
----------------	------------

World University Games (Universiade), Belgrade, Serbia, 2009

Lachlan Renshaw, SYU	800m	heat 2nd 1.50.03, semi 3rd 1.49.27, final 5th 1.48.27
Ryan Gregson, KEJ	1500m	heat 1st 3.47.83, final 4th 3.43.10
Luke Adams, BAN	5000m	heat 7th 14.01.42, final 10th 14.12.86
Justin Merlino, SYU	110m Hurdles	heat 1st 14.05 -1.2, semi 3rd 13.92 +1.2, final 6th 13.90 +0.8
Ian Rayson, MIN	20km Walk	21st 1:30.59
Bridey Delaney, SGD	1500m	heat 1st 4.19.28, final 9th 4.20.62
Dani Samuels, WES	Discus	1st 62.48m (qualifying 57.35m)
Laura Cornford, BAN	Javelin	7th 55.98m (qualifying 56.38m)

IAAF World Youth Championships, Bressanone, Italy, 2009

James Connor, CBT	1500m	heat 4th 3.52.61, final 10th 3.53.56
Cameron Hyde, CBT	110m Hurdles (91cm) Medley Relay	heat 4th 13.87 +0.5, semi 5th 13.85 -0.3; heat 3rd 1.54.49, final 7th 1.55.45
Kurt Jenner, WES	Long Jump	qualifying 7.24m +1.1
Shannon Jennings, NEP	5000m Walk	20th 25.47.76
Andrew Neville, WES	High Jump	6th 2.13m (qualifying 2.10m)
Amy PejkoVIC, CHE	High Jump	2nd 1.85m (qualifying 1.77m)
Liam Speers, MHA	Discus (1.5k)	8th 58.53m (qualifying 56.48m)
Ben Talakai, SOS	Discus (1.5k)	dnq
Mitch Tysoe, GOS	110m Hurdles (91cm) Medley Relay	heat 1st 13.65 +1.4, semi 4th 13.72 -0.2; heat 3rd 1.54.49, final 7th 1.55.45

IAAF World Championships, Berlin, Germany, 2009

Joel Milburn, ASW	400m	heat 3rd 45.56, semi 6th 46.06; 4x400m heat 4th 3.02.04, final 3rd 3.00.90
-------------------	------	---

John Steffensen, IND	400m	heat 2nd 45.37, semi 5th 45.50;
	4x400m	heat 4th 3.02.04, final 3rd 3.00.90
Ryan Gregson, KEJ	1500m	heat 10th 3.44.79
Jeremy Roff, RBH	1500m	heat 10th 3.47.08
Youcef Abdi, BAN	3000m Steeplechase	heat 11th 8.49.88
Luke Adams, BAN	20km Walk 50km Walk	18th 1:22.37; 6th 3:43.39
Fabrice Lapierre, WES	Long Jump	4th 8.21m -0.2 (qualifying 8.14m -0.2)
Petrina Price, WOL	High Jump	qualifying 1.89m
Joshua Ross, BAN	4x100m	heat 3rd 38.93
Adam Rutter, SYP	20km Walk	disq
Dani Samuels, WES	Discus	1st 65.44m (qualifying 62.67m)
Pirrenee Steinert, MHA	4x400m	heat 4th 3.30.80
Scott Westcott, MHA	Marathon	58th 2:26.02, Team 8th

World Indoor Championships, Doha, Qatar, 2010

Fabrice Lapierre, WES	Long Jump	1st 8.17m (qualifying 8.19m)
Petrina Price, WOL	High Jump	qualifying 1.85m

World Cross Country Championships, Bydgoszcz, Poland, 2010

Kevin Batt, KEJ	Junior Men	39th 24.08, Team 14th
Jeff Hunt, RBH	Senior Men	100th 36.37, Team 15th
David Ricketts, ASW	Junior Men	64th 24.57, Team 14th
Lara Tamsett, RBH	Senior Women	32nd 26.34, Team 8th
Eloise Wellings, SUT	Senior Women	48th 27.05, Team 8th




NSW ROLL OF HONOUR

World Masters Athletics Championships, Lahti, Finland, 2009

Jacqualine Bezuidenhout, 100m fUTN, W40	100m	heat 3rd 12.97 -0.9, final 4th 12.80 +0.9;
	200m	heat 2nd 26.72 -0.5, final 6th 26.65 +0.8;
	Long Jump W40 4x100m 4x400m	qualifying 13th 4.33 +1.0; 1st 48.01 WR; W40 1st 4.04.84
Conrad Burge, SYP, M55	M55 4x100m	5th 52.10
Donna Hiscox, IBS, W40	400m hurdles 400m	final 8th 1.13.56; heat 5th 1.05.81;
	W35 4x100m	5th 54.86;
	W35 4x400m	4th 4.16.72
Tony Ireland, NMA, M65	M65 M65 4x400m	3rd 4x100m 52.77; 1st 4.14.38
Marie Kay, UTN, W45	Heptathlon	1st 6185 WR (80mH 12.32 -1.1; SP 10.79; HJ 1.60; 26.96 +0.7; LJ 5.05 +1.0; JT 32.30; 800m 2.41.70);
	200m	1st 1.05.16;
	400m Hurdles 400m	heat 1st 1.00.79, final 1st 59.44;
	Long Jump	1st 5.23 -0.3
Neville McIntyre, GIA, M65	100m	heat 2nd 13.02 +1.6, semi 1st 13.01 +0.3, final 2nd 12.73 +2.4;
	200m	heat 1st 26.69 0.0, final 2nd 26.54 -0.1;
	400m	heat 1st 1.03.40, final 2nd 1.00.75;
	M65 4x100m M65 4x400m	3rd 52.77; 1st 4.14.38
Wayne Marriott, SYP, M55	100m	heat 4th 13.27 +2.0, semi 7th 13.12 +2.2;
	400m Hurdles	5th 1.15.81;
	200m	heat 4th 27.29 -0.9;
	100m hurdles	heat 6th 18.61 -1.6;
	M55 4x100m M50 4x400m	5th 52.10; 8th 4.17.04
Donald Mathewson, HIL, M65	800m	heat 2nd 2.28.55, final 3rd 2.27.24;
	1500m	heat 1st 5.14.69, final 1st 4.59.04;
	5000m Cross Country	4th 18.46.66; 8km 7th 32.23
Annette Mead, IBS, W50	100m	heat 6th 15.76 +0.1;
	200m	heat 6th 33.01 -0.6;
	W50 4x100m	4th 1.00.90
Gianna Mogentale, IBS, W45	100m	heat 1st 12.60 +1.6, semi 1st 12.69 +0.7, final 3rd 12.55 0.0;
	200m	heat 1st 26.62 -0.9, semi 2nd 26.54 0.0, final 3rd 26.36 0.0;
	400m	heat 2nd 1.02.56, final 3rd 1.00.91;
	W40 4x100m	1st 48.01 WR;
	W40 4x400m	1st 4.04.84
Antonis Morfis, SYP, M55	100m	heat 4th 13.17 +1.7, semi 6th 13.04 +2.2;
	200m	heat 2nd 27.12 -1.4
Janet Naylon, UTN, W40	100m	heat 6th 14.46 -1.8;
	200m	heat 5th 30.31 -1.8;
	Long Jump W35 4x100m	qualifying 11th 4.47 +0.5, final 12th 4.15 +1.4; 5th 54.86
Noreen Parrish, WOL, W65	100m	heat 2nd 16.16 +0.4, final 3rd 16.20 +1.0;
	200m	heat 3rd 34.97 -1.2, final 7th 35.45 -1.4;
	W60 4x100m	2nd 1.03.63
Stuart Paterson, UTN, M50	800m	heat 6th 2.19.36;
	1500m	heat 4th 4.47.91;
	M50 4x400m	8th 4.17.04
Cristine Penn, NMA, W50	800m	heat 2nd 2.37.88, final 3rd 2.26.62;
	400m	heat 3rd 1.06.00, final 7th 1.06.71;
	W50 4x400m	4th 5.01.12
Kylie Strong, ILL, W40	100m	heat 1st 12.79 -1.4, final 2nd 12.61 +0.9;
	200m	heat 1st 26.29 -1.8, final 4th 26.01 +0.8;
	Long Jump	qualifying 1st 5.20 +1.6, final 4th 5.11 +3.5;
	W40 4x100m W40 4x400m	1st 48.01 WR; 1st 4.04.84
Robyn Suttor, UTN, W50	100m	heat 2nd 14.34 +0.1, final 5th 14.04 +1.5;
	200m	heat 4th 29.09 +0.7, final 6th 29.37 +0.2;
	400m	heat 4th 1.07.15, final 8th 1.07.74;
	W50 4x100m	4th 1.00.90;
	W50 4x400m	4th 5.01.12
4th World Masters Indoor Athletics Championships, Kamloops, Canada, 2010		
Peter Crombie, SYP, M65	60m	heat 1st 8.39, final 1st 8.35;
	200m	heat 1st 27.28, final 1st 26.95;
	400m	heat 1st 64.23, final 2nd 62.36;
	M60 4x200m	3rd 1:58.90
John Fienieg, SYP, M55	60m	heat 4th 8.44, semi 5th 8.46;
	200m	heat 5th 28.67, final 7th 28.76;
	400m	heat 8th 63.58;
	High Jump M50 4x200m	8th 1.45m; 3rd 1:51.99
Donna Hiscox, IBS, W40	800m	8th 2:36.53;
	400m	5th 67.62;
	W40 4x200m	2nd 1:52.32

Ranell Hobson, BMA, W35	60m	final 2nd 8.17;
	200m	final 4th 28.67;
	Long Jump	4th 4.43m;
	W35 4x200m	2nd 2:08.29.
Marie Kay, UTN, W50	Indoor Pentathlon	1st 4906 WR (60mH 9.55, HJ 1.51m, SP 12.30m, LJ 5.16m, 800m 2:46.78);
	200m heats	1st 28.15, final 1st 27.33;
	Long Jump	1st 5.19m;
	High Jump	1st 1.50m;
	400m W40 4x200m	1st 62.96; 2nd 1:52.32
Caroline Layt, UTN, W40	60m	heat 6th 9.11;
	200m	heat 6th 31.80;
	Shot Put	5th 9.72m;
	Hammer Throw	4th 33.70m;
	Weight Throw	3rd 11.29m;
	W35 4x200m	2nd 2:08.29.
Stephen McGugan, SYP, M55	60m	heat 6th 8.89;
	Indoor Pentathlon	4th 2995 (60mH 10.13, HJ 1.42m, SP 8.90m, LJ 4.17m, 1000m 4:09.19);
	60m hurdles	heat 7th 10.14, final 4th 9.94

Antonis Morfis, SYP, M55	200m	heat 2nd 27.12;
	400m	final 4th 60.35
Janet Naylon, UTN, W40	60m	heat 4th 8.71;
	200m	heat 4th 30.36;
	Long Jump W40 4x200m	4th 4.19m; 2nd 1:52.32
Noreen Parrish, WOL, W65	60m	final 3rd 9.90;
	200m	heat 3rd 34.84, final 5th 35.30;
	W60 4x200m	1st 2:15.78
Stuart Paterson, UTN, M50	800m	9th 2:20.70;
	1500m	heat 5th 4:59.74, final 9th 4:53.80;
	M50 4x200m	3rd 1:51.99
Kris Wardecki, SYP, M40	60m	heat 2nd 7.54, semi 3rd 7.40, final 6th 7.55;
	200m	heat 3rd 24.93;
	M40 4x200m	2nd 1:37.56



ANSW AWARD WINNERS

G.P.S. Parkes Memorial Award for Male Distance Runner
Jeremy Horne

Doris Magee Award for Female Distance Runner
Magda Karimali-Poulos

Dorothy Dorsett Memorial Award for Male Distance Walker
Mark Dredge

Doris Clark Award for Female Distance Walker
Jess Heazlewood

Nick Winter Memorial Award for Aspiring Triple Jumper
Ben Cox

Summer Club Premiership Winner
UTS Northern Suburbs Athletic Club

Winter Club Trophy
Kembla Joggers

Country Club Premiership Winner
Illawarra Blue Stars Athletic Club

Metropolitan Club of the Year
Cherrybrook

Country Club of the Year
Illawarra Blue Stars Athletic Club

Official of the Year
Janet Nixon

New Official of the Year
Murray Gaudin

Coach of the Year
Denis Knowles

Administrator of the Year
David Archbold

Club Development Program/Initiative of the Year
Nowra Athletics Club

Athletics NSW President's Award (Special Recognition)
Rod and Jan Gibb

Richard Coombes Memorial Award for Most Outstanding Male Athlete
Fabrice Lapierre

R.H. North / W. Wilson Award for Most Outstanding Female Athlete
Dani Samuels

Most Outstanding AWD Athlete
Kurt Fearnley

George Soper Memorial Award for Best Performance by a NSW Athlete at Australian Championships
Fabrice Lapierre

ANSW EVENT GROUP AWARDS

Sprints/Hurdles (Junior)
Ella Nelson

Sprints/Hurdles (Open)
Joel Milburn

Sprints/Hurdles (Masters)
Marie Kay

Middle Distance (Junior)
Ryan Gregson

Middle Distance (Open)
Lachlan Renshaw

Middle Distance (Masters)
Don Mathewson

Distance (Junior)
Kevin Batt

Distance (Open)
Jeff Hunt

Distance (Masters)
Keith Bateman

Walks (Junior)
Shannon Jennings

Walks (Open)
Luke Adams

Walks (Masters)
Suzanne Brown

Jumps (Junior)
Amy Pejkoivic

Jumps (Open)
Fabrice Lapierre

Jumps (Masters)
Marie Kay

Throws (Junior)
Taylah Sengul

Throws (Open)
Dani Samuels

Throws (Masters)
Karyne DiMarco

Cross Country (Junior)
Kevin Batt

Cross Country (Open)
Lara Tamsett

Cross Country (Masters)
Don Mathewson



LIFE MEMBERS

* Deceased

William B. Alexander (Bill) *
 W.D.C. Jones *
 Stan R. Rowley *
 Richard C. Coombes*
 Jack Dunn *
 Nigel C. Barker *
 Edward S. Markes CBE (Eddy) *
 Lady Halse Rogers *
 Mrs Mary Chambers MBE *
 George P.S. Parke *
 Patrick D. Walsh (Pat) *
 Mrs Doris I. Magee AM MBE *
 H. George Carruthers MBE *
 Arthur J. Hodsdon MBE *
 Mrs Doris Clark *
 Frank E. Andrews *
 Richard C. Corish BEM (Dick) *
 Miss Nellie Gould OAM BEM (Nell) *
 John F. Holland (Jack) *
 J.Frank O'Rourke *
 Mrs Zora Fibbins OAM *
 George Hunt *
 William H. Ahearn (Bill) *
 Alleyn A. Gainsford OAM *
 George C. Marshall *
 Raymond P.B. White (Ray) *
 James S. Howlin (Jim) *
 George Soper *
 Sidney E. Tapner (Sid) *
 Mrs Gladys Gosling *
 Sir Charles Moses CBE *
 John H. Hanman (Jack) *
 Arthur B. O'Connor *
 Harold L. Ralph OAM *
 Mrs Edna Godfrey *
 Clive Kelly *
 William J.C. Dunn (Bill)
 Mrs Florence E. Wrighter OAM BEM (Flo) *
 Mrs Nea Edwards *
 Mrs Jean Harmey

Raymond C. Frith OAM (Ray) *
 Robert P. Heathwood * (Bob)
 Mrs Gladys Armstrong *
 Edward F. Magee (Ed) *
 Mrs Grace Sheldon
 Mrs Ruth Frith OAM
 Mrs Marjorie Fitzgibbons *
 Clive D. Lee AM
 Raymond M. Durie OAM (Ray) *
 Mervyn R. Lee Archer OAM (Merv)
 Raymond McDonald (Ray) *
 John P. Metcalfe (Jack) *
 Mrs Alma Kelly
 D. Keith Donald
 Douglas Fryer (Doug) *
 W. Berge Phillips OBE (Bill)
 Ronald E. Newton (Ron)
 Mrs Nola Eager
 Brian R. Dibben
 Mrs Jean Norman *
 Mrs Mollie Chapman
 Raymond C. Land (Ray)
 Frederick G. Eggleton (Fred) *
 Mrs June Ralph
 Mrs Mabel Lawrence *
 Peter W. Lucas*
 Ronald J. Crawford OAM (Ron)
 Murray Wilson *
 Mrs Jill Huxley
 Mrs Helen Searle OAM
 Kenneth F. Morris (Ken)
 Mrs Barbara Horwood *
 Leonard Horwood (Len) *
 Cecil D. Hensley OAM (Chic) *
 Donald T. Allen (Don)
 John W.E. Pross OAM (Jack) *
 Donald L. Brodie OAM (Don)
 Mrs Betty R. Moore
 Trevor A. Huxley *
 Eric S. Arnold OAM
 Miss Valmai Loomes

John F. Treloar AM
 Francis Overton (Frank)
 Ian R.P. White
 Stanley Sherringham OAM (Stan)
 Geoffrey A. Martin OAM (Geoff)
 Lesley Carter (Les)
 Mrs Jan Gibb OAM
 Rodney J. Gibb OAM (Rod)
 Edward Simmons (Ted)
 Ms Jan Knox
 Vilis Gravitis
 Ms Rosemary Owens OAM
 Stephen Hampstead (Steve)
 Robert Ryan (Bob)
 Max Debnam
 Ms Janelle Eldridge OAM
 Mrs Penny Gillies
 Ron Gibble
 Mrs Lorraine Haddrick
 Dennis Jollife
 Alan Mills
 Mrs Roslyn Mitchell
 Albert Thomas (Albie)
 Merv Davies
 Ron White
 Richard Batterley
 Ross Forster
 Peter Good
 Frederick O'Connor (Fred)
 Tony Vecellio
 David Archbold
 Mrs Carol Hall
 John Patchett
 Desmond Pollock (Des)
 Max Wilkinson
 Trevor Height
 Mrs Heather Mitchell
 V.J. (John) Plummer



MERIT AWARD WINNERS

Mrs Elvina Brodie
 D.H Edmonds (Bert) *
 Frederick G. Eggelton (Fred) *
 Raymond Clan (Ray)
 Mervyn R. Lee Archer OAM (Merv)
 John S. McDougall
 John C. Degnan (Jack)
 Raymond M. Durie OAM (Ray) *
 John Smith
 Alan Pinch *
 Raymond McDonald (Ray) *
 Timothy H. West (Tim)
 Edward J. Edwards (Ted) *
 Dr Eugene Magassy *
 Francis Crabtree (Frank) *
 John W.E. Pross OAM (Jack) *
 William J. Fitzgibbons (Bill) *
 A. Charles Neasbey (Charlie)
 Jim Hutchins
 S. Harold Suhan (Harry)
 Mrs Dorothy Prince BEM *
 Mrs Molly Chapman
 Cecil D. Hensley OAM (Chic) *
 Mrs Joan Cross
 Mrs June Ralph
 Arthur S. Graves
 Ronald E. Newton (Ron)
 Ron Tye
 Dennis P. Wilson AM
 Cecil J. Lonard (Cec) *
 Geoffrey A. Martin OAM (Geoff)
 Stan Sheringham OAM
 John F. Treloar OAM
 Alan R. Slapp
 Douglas Fryer (Doug) *
 George E. Loomes *
 Brian R. Dibben
 Dr John W. Perrot *
 Robert W. Wilkes (Rob)
 Darryl P. Cross
 Noel S. Chuck
 Anthony J. Warrener OAM (Tony)
 Dennis Joliffe
 V. John Plummer
 Murray Wilson *
 Donald T. Allen (Don)
 Steel B. Beveridge
 Ronald J. Crawford OAM (Ron)
 James Evans (Jim) *
 A. Ferguson
 Ronald Gribble (Ron)
 Mrs Yvonne Neasbey *
 Mrs Joan Phillipott

James F. Heslop (Jim)
 Lawrence A. Hutton (Laurie)
 Kenneth F. Morris (Ken)
 Mrs Jeanne Norman*
 Roy J. Patmore *
 Albert Thomas (Albie)
 S.M. Tolbert (Jim) *
 Mrs Shirley Gehrig
 Mrs Doris I. Magee AM MBE *
 Mrs Doris Clark *
 Miss Nellie Gould OAM BEM (Nell) *
 Mrs Zora Fibbins OAM *
 Mrs Florence E. Wrighter OAM BEM (Flo) *
 Edward F. Magee (Eddie) *
 Mrs Jean Harmey
 Mrs Grace Sheldon
 Mrs Edna Godfrey *
 Mrs Gerida Bergmann
 Mrs Marion Cuthbert *
 Mrs Gladys Armstrong *
 Mrs Mona Crichton *
 Mrs Nell Davey
 Mrs Marjorie Fitzgibbons *
 Mrs Jean Hill *
 Mrs Mary Dyson *
 Mrs Nea Edwards *
 Mrs Nancy Eade
 Mrs Flo Everson
 Mrs Nola Eager
 Mrs Ruth Frith OAM
 Mrs Helen Searle OAM
 Rodney J. Gibb OAM (Rod)
 Ronald Campbell (Ron)
 Mrs Dorothy Mills (Dot)
 Mrs Lilian Palmer
 John MacMicking (Jack)
 Mrs M. Clewett
 Mrs Elaine Hutchison
 Mrs V. Parker *
 Allan J. Filby
 Mrs May Dunstan
 Bruce Johnston
 Mrs Marie Slapp
 Mrs Joan Kerr
 Mrs Dorothy Ford
 Mrs Ruby Griffiths
 Mrs May Hackett
 Mrs Hilary Hardy *
 Mrs Mavis Harris
 Mrs Alma Kelly
 Mrs Mabel Lawrance *
 Mrs Shirley Lamy
 David Lamy

Ronald Maher
 Ms Marlene Matthews/O'Shea AM
 Mrs Kay Williams
 Mrs Doris Gallagher
 Mrs Jean Loomes *
 Miss Valmai Loomes
 Mrs Marie Kennett
 Frank Kennett
 Mrs Evelyn Raynor
 Mrs Aileen V. Pinch (Vera)
 Mrs Shirley Mills
 Mrs Bett Durie
 Mrs Dawn Schofield
 Sidney E. Tapner (Sid) *
 Mrs Lucy Jeans
 Mrs Mavis Young
 Lloyd Deverell
 Mrs Margaret Thelander
 Ross Poulton
 Mrs Daphne Staples
 Basil H. Dickinson
 Trevor A. Huxley *
 Peter Wilson
 Robert J. Ryan (Bob)
 Mrs Jill Huxley
 Peter W. Lucas*
 Mrs Lorraine Dunk
 Mrs Dawn Smith
 Jim Stewart
 Francis Overton (Frank)
 Mrs Olga Marshall *
 Jack R. Mackie
 Phil Donelan
 John C. Waller
 Mrs Jennifer Jaye *
 Beverley Jaye (Bev)
 Mrs M. Lorraine Haddrick
 Mrs Marie Tillett
 Eric S. Arnold OAM
 Eric F. Wilson
 Mrs Ellen McGrath
 James McGrath (Jim)
 Mrs Barbara Horwood *
 Leonard Horwood (Len) *
 Mrs Betty Miles *
 Robert Dunk (Bob)
 Miss Gracie McDarra
 Mrs Betty R. Moore
 Mrs Jennifer Darvall
 Alex Hutt *
 Vilis Gravitis
 Edward Simmons (Ted)
 Anthony Vecellio OAM (Tony)

MERIT AWARD WINNERS

Charles H. New *
 Kevin Dorsett
 Mrs Jan Knox
 Mrs Rosemary Owens OAM
 Miss Mary Thomas
 Mrs Judy Vecellio
 Barry Williams
 Mrs Heather Williams
 Denis S. Gray *
 Peter McWilliams*
 Mrs Roslyn Mitchell (Ros)
 Mrs I.M.D. Prior (Bonnie)
 Peter Douglas
 Ross Douglas
 James McGrath (Jim)
 Bruce Brown
 Mrs Barbara Day
 Ross Forster
 Fred O'Connor
 David Archbold
 Mervyn Davies
 Ms Janelle Eldridge OAM
 Peter Hampshire

Laurie Moore
 Peter Moore
 Peter Reynolds
 Russell Scott
 Alan Urane
 Mrs Marilyn Urane
 Mrs Carol Hall
 Glen Thacker
 Alan Nolan
 Desmond Pollock
 Alan Staples
 Ms Janet Naylor
 Stuart Paterson
 Ms Sue Sundstrom
 Robin Blackadder (Rob)
 Ronald Hall (Ron)
 Mrs Janet Nixon
 Paul Stenhouse
 Mrs Anne Saville
 Neil Hinton
 Tony Okulicz
 Ron Richter OAM



CONDOLENCES

Athletics NSW extends its sincere sympathy to the families of the following members who have passed away in the last year.*

Roger Green
 Dick Jamieson
 Don McKinnon
 Kevin Stone
 Ted Winter

* list as known at time of going to print





ACKNOWLEDGEMENTS

The Board acknowledges the efforts and commitment made by all officials, coaches, volunteers, administrators, management and staff, for the benefit of the sport and in particular, the athletes, throughout New South Wales.

