

Athletics
New South Wales

2007/08 ANNUAL REPORT

CONTENTS

Company Information	1
Directors' Profiles	2
Chairman's Report	3
CEO's Report	4
Directors' Report	7
Statement of Financial Performance	9
Statement of Financial Position	9
Statement of Changes in Equity	10
Statement of Cash Flows	10
Notes to the Financial Statements	11
Independent Audit Report	16
Compilation Report	17
Detailed Profit and Loss	18
Competition Advisory Panel	20
Regional Coordinator Report	22
Administration & Communication	28
Clubs on Track	29
Officials Report	30
Emerging Athlete Program	31
Membership Statistics	34
2007 – 2008 NSW Championships	38
NSW Roll of Honour	47
ANSW Awards	49
Life Members	50
Merit Award Holders	50

ATHLETICS NSW LIMITED

(FOUNDED 20 APRIL, 1887, INCORPORATED 15 JANUARY, 1996)

Postal Address: PO Box 595, Sydney Markets, NSW 2129

Street Address: Sydney Olympic Park Athletics Centre,
Edwin Flack Drive, Sydney Olympic Park, NSW 2127

Telephone: (02) 9746 1122

Facsimile: (02) 9746 1168

Email: info@nswathletics.org.au

Website: www.nswathletics.org.au

Edited by Tim McGrath
Designed by KDR Design+Print
Photography by Getty Images,
Kel Bradstock (Photos in a Flash),
Tim McGrath

COMPANY INFORMATION

BOARD OF DIRECTORS

Peter Bromley (Chairman)
Elizabeth Miller
Betty Moore
Phillip O'Hara
Michael O'Mara
John Patchett
Mark Rosenberg
Gordon Windeyer

STANDARDS COMMITTEE

Betty Moore
Andrew Matthews
Tim McGrath
Dan Suchy

ADVISORY PANELS

Competition

Nicole Boegman-Stewart (Chairperson)
Neil Barnett
Grant Cremer
Paul Hallam
Mary Macaluso
Stuart Patterson
Dan Suchy
Ian White

Convenor: Andrew Matthews (Competition Manager)

Competition Advisers

Renee Cassell
Rod Gibb
Ken Green
Mark Johnston
Andrew Murphy
Jorg Probst
Max Wilkinson

Development

Melinda Gainsford-Taylor
Trevor Hinwood
Paul Stenhouse
David Tarbotton
Gareth Watkins (resigned during 2007)
Ron White
Amy Winters (resigned during 2008)

Convenor: Bronwyn Ellis (Development Officer)

Officials

Peter Reynolds (Chairperson)
Rob Blackadder
Mary Fein
Caroline Hall
Neil Hinton
Mary Macaluso

Geoffrey Martin
Robert Mitchell
Ron Richter

Covener: Andrew Matthew (Competition Manager)

Membership

David Archbold
Les Carter
Greg Doyle
Max Wilkinson
Katherine Rae

Convenor: Tim McGrath (Administration & Communication Manager)

Marketing

Peter Bromley (Chairperson)
Richard Batterley
Tim McGrath
David Naylor
Mark Rosenberg
George Toemoe
Gordon Windeyer

Convenor: Greg Doyle (Chief Executive Officer)

Athlete

Not appointed

STAFF

Chief Executive Officer:
Financial Controller:
Competition Manager:
Administration &
Communication Manager:
Competition Officer:

Development Officer:

Membership Services Officer:

IT Consultant:

Greg Doyle
Richard Roach
Andrew Matthews

Tim McGrath
Mary Macaluso
(Appointed 4 June, 2007)
Bronwyn Ellis
(Appointed 6 May, 2007,
Resigned 1 February, 2008)

Mary Macaluso
(Resigned 4 June, 2007)
Preya Carey
(Appointed 6 May, 2007)
Ashley McMahon

OFFICE VOLUNTEERS

Registrations:
Archives:

Vilis Gravitis
Ron Richter

HONORARY POSITIONS

Constitution Officer:
Solicitor:

Peter Lucas
Geoffrey Adelstien

AUDITOR

DFK Laurence Varney

DIRECTORS' PROFILES

CHAIRMAN:

PETER BROMLEY – UTS NORTHERN SUBURBS ATHLETICS CLUB

- General Manager – LJ Hooker Financial Services, Australia and New Zealand.
- Holds a BBus (UTS) – Major in Marketing and specialisation in Public Relations.
- NSW representative in both Track & Field and Cross Country.
- NSW 1500m Champion in 1975.
- Founding member of Gosford Athletics Club. Former member of Ku-ring-gai Athletics Club, Western Suburbs Athletics Club and Sydney Pacific Athletics Club.
- Member of UTS Northern Suburbs Athletics Club.

BOARD OF DIRECTORS:

GORDON WINDEYER – SYDNEY UNIVERSITY ATHLETICS CLUB

- Retired.
- Formerly founding executive director of private equity firm Catalyst Investment Managers Pty Limited.
- Holds a BEc (Syd), Dip Fin Mgt (UNE).
- Founding Director of Athletics NSW Ltd.
- Commonwealth Games High Jump representative in 1974 and 1978. Gold Medallist in 1974.
- World Cup representative in 1977 for High Jump, finishing 7th.
- Australian Track & Field Champion for High Jump in 1976, 1977 and 1978.

BETTY MOORE – RYDE ATHLETICS CENTRE

- Retired.
- Former Manager of Consulting Analytical Laboratory 1984-1999.
- Project Officer in Intellectual Property Management 2001-2003.
- Former executive member, Girls' Brigade NSW and NSW Duke of Edinburgh's Award Committee.
- Holds MSc (Syd), Grad.Dip.Ch.Studies (Morling College), MRACI, C.Chem.
- Won two Commonwealth Games silver medals and created a world record in the 80m Hurdles in 1962. Also a UK and European 100m and Relay record holder.
- Involved in athletics for more than 30 years, as a Level 4 Coach, technical official, team manager of NSW and Australian teams and Board member.
- Technical Official 2000 Olympic Games, NPA to Great Britain Chef de Mission, 2000 Paralympic Games.

PHIL O'HARA – UNIVERSITY OF SYDNEY ATHLETICS CLUB

- Director, Northrop Engineers Pty Ltd, Consulting Engineers with offices in Sydney, Canberra, Newcastle, Wollongong and Terrigal.
- Holds BE (Syd), FIE Aust, CP Eng.
- Chairman, World Masters Games Athletics component 2009.
- Athletics Manager, Training and Warm-up for Sydney 2000 Olympic Games.
- Chairman, Local Organising Committee of the 1996 World Junior Athletics Championships.

- Chairman, Local Organising Committee of Sydney Athletics Grand Prix 1997, 1998, 1999, 2000 & 2003.
- Chairman, Local Organising Committee of Australian Athletics Championships 1994, 1995, 1996, 2004 & 2005, 2006.
- Vice President Sydney University Athletics Club.

JOHN PATCHETT – SYDNEY PACIFIC ATHLETICS CLUB

- Retired.
- President, Sydney Pacific Athletics Club 2007-8.
- President, Athletics NSW 2004-2007.
- CEO, Athletics NSW 1997-2001.
- Deputy State Manager NSW, Legal & General Insurance 1989-1997.
- National Development Manager, L&G 1987-1989.
- State Manager (Qld), L&G 1984-1987.
- Level 4 sprints/hurdles coach.
- NSW Athletic League (pro) athlete 1968-1973.

MICHAEL O'MARA – BANKSTOWN SPORTS ATHLETICS CLUB

- Manager Program Coordination - RailCorp.
- Holds a Bachelor Business – Major in Accounting. ASA, ACIS.
- Former Chairman of Sydney Corporate Cup.
- Former Chairman of Athletics NSW Competition Advisory Panel.
- Ticketing Manager for 1996 World Junior Championships held in Sydney.
- Member of Press Operations Team (Athletics) at Sydney 2000 Olympic Games and member of Technical Information Centre Team (Athletics) for Sydney 2000 Paralympic Games.
- Life Member of Bankstown Sports Senior Athletics Club and a member on their executive for fifteen (15) years.
- Athletics NSW Technical Official.

ELIZABETH MILLER – RANDWICK-BOTANY HARRIERS

- Athletics Coach, Kincoppal Rose Bay.
- Teacher at Waverley College 1990-1997.
- CBA Graduate Scheme 1987-1990.
- Holds BA (Hons) (Syd), Dip. Ed (Secondary) (Syd).
- World Cross Country representative 1992, 1997, 2001.
- World Cup representative in 1500m 1989, 1992.
- Ekiden Relay representative 1988, 1998, 1999.
- State and National Titles held 1978-2001.

MARK ROSENBERG – UNIVERSITY OF NSW ATHLETICS CLUB

- Chief Executive Officer, Great Big Events.
- Former General Manager, Marketing, Sales & Communications, Sydney Olympic Park Authority.
- Holds LLM (U.Penn), MMgt (Macq), LLB (UNSW), BA (UNSW).
- World Cup representative in 4x400m 1989.
- World University Games representative in 200m and 400m 1985.

CHAIRMAN'S REPORT

I look back on my first year as Chairman and reflect on what we have achieved. There are several highlights that I will comment on, but equally we still have much to do. Athletics in this country is still seen as a low level spectator sport, except every four years when the Olympics come round or when a major event like the Commonwealth Games in 2006 occurs in Australia. As administrators it is our responsibility to get more involvement from all areas of the community.

Our financial performance for the year continues to show a positive contribution. A strong financial position provides our organisation with the opportunities to grow and prosper even when economic times become harder. That said, we must ensure we take every opportunity to return this financial strength to new and improved programs such as competition, development, clubs and the overall enjoyment aspects of the sport for competitors and spectators.

During the year we held a number of meets that provided insight into what we can do as an organization when we pull together. The Sydney Track Classic in January this year was an outstanding success with increased numbers of competitors at national standard competing, along with more spectators than in previous years. This meet has the opportunity to set the standard how track and field meets should be held in Australia.

Our state relays are always a great place to get many of our club athletes into the spirit for the summer season and we need to work to encourage more athletes and clubs to field more teams. The 2008 All Schools Track & Field Championships continued to provide an opportunity for young athletes to compete and experience the sense of a full program of athletics. These championships are one of the pathways that can help encourage more young athletes to stay in the sport. Athletics NSW worked closely with Athletics Australia who staged the Sydney Grand Prix where several of the world's top athletes competed with our local stars. NSW athletes performed well at national level with a total of 255 medals won at the various national championships during the year.

During the year the Board appointed in conjunction with LAA(NSW), Caroline Cooksley to support the areas of Central Coast, Hunter and Mid North Coast to grow and develop athletics. It is the board's wish that this step will assist to engage all clubs and the community to provide some of the best facilities and competition for our athletes, coaches and officials.

The Board also took a major step in the area of competition, probably the most talked about and debated area of our sport, to commission through the Competition Advisory panel an independent report linking the summer competition with our Clubs on Track and a number of other key recommendations. These recommendations have now been offered for comment and feedback from all clubs, coaches and officials. This is our chance to set a new approach and I hope many of you have taken the opportunity to comment.

Our main challenges will be to replace our key sponsor Australian Institute of Mathematics (AIM) as they have indicated they will not be

renewing their support at the same level. I would like to thank them for the support over the last 4 years and wish them well.

Moving forward, the Board will focus on implementing the final recommendations of the competition report along with working with LAA (NSW) to provide reciprocal registration membership benefits for both organisations. Our Clubs on Track program will continue with the aim of developing stronger clubs in both the metropolitan and country areas of NSW. The other areas that will require our focus include development, officials, working with Athletics Australia and NSWIS, and finding a new sponsor.

I would like to thank my fellow board members for their contribution. A special thanks to John Patchett who is not seeking re-election to the Board. The sport is indebted to him for his contribution as former CEO and Chairman of the Board. We wish him well in the future. Finally, thank you to Greg and the team at Athletics NSW for their contributions to the sport during the year.

Peter Bromley

Chairman

CEO's REPORT



It gives me great pleasure to provide to you my Chief Executive's report for the year ended 31 March, 2008.

The trading outcome for the year shows a healthy surplus of \$30,283 with the Balance Sheet remaining strong. Continued improved liquidity has provided the ability for continued investment in development programs such as Clubs on Track and the Emerging Athlete Program.

The Australian Institute of Mathematics (AIM) has been our principal sponsor for the past two years and supporting sponsor for the previous two years. Their commitment, enthusiasm and support have been pivotal in our ability to provide both quality and resourced competition and development programs to our membership. Due to the recent impact of the global down turn in financial markets on AIM's operations, the sponsorship will be reduced in the coming year. AIM will remain the naming rights sponsor for the 2008 NSW All Schools Track & Field Championships. The sponsorship will ensure that these Championships remain the pinnacle track & field meet on the NSW school sporting calendar. The challenge that now faces Athletics NSW is the need to secure a principal sponsor. This will be a priority for the management team over the upcoming months.

We acknowledge the valuable contribution that our supporting sponsors provide to our activities and operations. In particular, Sydney Olympic Park Authority, Skins Compression Garments, Kings Track & Field, Photos in a Flash, the Marriott North Ryde and our 'PB' card partners.

In any business the relationships formed between partners are the drivers for success and this is the reason why Athletics NSW is committed to a partnership approach with our membership and stakeholders. We are grateful for the valuable financial support provided by the NSW Department of Tourism Sport & Recreation under the 'Sports Development Program' and 'Project Based Grants Scheme.' NSWIS continues to set challenging targets under the Track and Field Service Level Agreement and the Emerging Athlete Program Service Level Agreement. The Joint Management Committees ensure that objectives and targeted outcomes are reviewed and a clear focus is maintained. The coming year will see Athletics NSW enter into a 2009-2012 Track & Field Service Level Agreement with NSWIS that will see a restructured High Performance Program.

A highlight of the year was the employment of Caroline Cooksley, a jointly funded Athletics NSW and LAA (NSW) officer in the geographical areas bounded by the Central Coast, Hunter and mid North Coast (south of Port Macquarie). Caroline's brief is to promote, grow and showcase athletics in these areas through establishing Club / Centre links, engaging schools and providing volunteer development and management in the key areas of competition / events, coaching and officials.

To ensure the success of the pilot program it was necessary to dissolve the existing volunteer driven regional administrative structures and replace them with a non-political management driven structure and supporting Advisory Panel framework.

Although it is pleasing to note that total annual registrations slightly increased for the third consecutive year, we must address the ongoing challenge to grow athlete membership. To increase our registration base it is imperative that Athletics New South Wales continues to be pro-active in the following five (5) areas:

1. Clubs on Track: Athletics NSW will continue to foster a network of vibrant, relevant and effective affiliated clubs constantly striving to service the needs of their members and engaging their local communities. Athletics NSW believes that the successful implementation of Clubs on Track (model club policy) incorporating a quality assurance framework, will encourage affiliated clubs to continually find new ways to improve in the identified areas of 'membership', 'administration', 'competition & events', 'coaching & officiating' and 'marketing & promotion'. The coming year will see Athletics NSW continue the annual ranking of clubs into Gold, Silver, Bronze and Green bands through the completion of an Annual Evaluation Report. Additionally, the Board resolved to implement mandatory minimum Athletics NSW registration thresholds (metropolitan > 30, 'inner' country > 40) for clubs by 31st March 2009.

2. Junior Pathways: Establishing working relationships with LAA (NSW) to facilitate and provide a clear and identifiable pathway for children. The sport can no longer afford a system where there are fragmented pathways for junior participants to progress through to senior athletics. The Board resolved to enter into an agreement with LAA (NSW) for the implementation of a joint reciprocal membership program commencing 2009/2010. Upon registration, athletes in the shared age groups (U12 – U17) will automatically be members of both organisations. The initiative will drive the development of the sport by providing a single seamless point of registration in return for seamless participation in competitions run by either body. Particular benefits to the sport include:

- The provision of a structured, non-political transition pathway for athletes.
- It will facilitate engagement and collaboration between Centres and Clubs at the grassroots level to drive greater athlete retention in the sport.
- The provision of an unified approach to maximising the efficiency in utilising resources to grow the sport.
- It will allow both organisations to maintain their identity and longstanding traditions.

3. Coaching: Working in collaboration with Athletics Australia and the Australian Track & Field Coaches Association (NSW) to provide coach accreditation and accessible coach education. This year, Athletics NSW will commence the co-ordination and promotion of all AT&FCA (NSW) courses (level I & II) throughout the state.

4. Facilities: Collaborate with and lobby government and their agencies to ensure planned facility development, maintenance and usage throughout the state. Our sport is under constant threat from other 'professional' sporting organizations that are targeting athletic facilities for their business operations and activities. If 'lost' to the sport, the demise of athletic activity in these areas will occur. It is a battle that all of us must be vigilant and proactive with.

5. Running Groups / Events: Establish partnerships with community running groups / events to facilitate accessibility to Athletics NSW membership programs under the revamped Running Australia framework. Over the past year, Athletics NSW established a 'recreational runner' membership category where participants in an event / activity which is sanctioned / conducted / endorsed as a Running Australia Project become individual members of Athletics New South Wales. Participants of the Sydney Running Festival will automatically (unless opting out) become Athletics NSW 'recreational runners' which will equate to 15,000 – 20,000 members. The challenge will be to engage these runners with our clubs.

During the past year, the Board commissioned the production of an independent report in collaboration with the Competition Advisory Panel to consider a future Athletics NSW summer track & field club competition framework that aligns with Clubs on Track (Model Club Policy). A subsequent executive report incorporating recommendations were forwarded to clubs, coaches and officials to gather feedback. Whilst it may not be possible to satisfy all of our membership, Athletics NSW will respond to such feedback to provide a relevant competition structure that addresses the key elements of remaining relevant, increased engagement (participation), sustainability of, and growth of the sport. It is anticipated that implementation of a re-structured summer track & field club competition will commence in 2009/2010.

A special thank you to those clubs who hosted Kings Track & Field Club Premiership Series meets and our Skins winter cross country / road running / race walking events. The efforts and seemingly ever increasing commitment of the volunteers and administrators from these clubs ensures their success.

Spectators who attended the 2007 Australian All Schools & Youth Athletics Championships (6th – 9th December), 2008 Sydney Track Classic (12th January) and the 2008 Sydney Grand-Prix (16th February) at Sydney Olympic Park Athletics Centre, witnessed some exciting athletics on home turf. Special acknowledgement goes to those NSW officials and volunteers who gave their time and to the Local Organising Committee of each who ensured the efficient conduct and success of the championships. Athletics NSW will continue to pursue the conduct of national competitions in NSW as the conduct of such can only assist local athletes on their journey to achieving international success as well as promoting athletics to the wider community. It should be noted that Athletics NSW has been contracted by the 2009 World Masters Games Organising Committee to deliver the 'athletics' component of the Games with planning well under way.

Athletics New South Wales acknowledges the priceless and essential contribution that officials and other volunteers make to athletic competitions week in and week out. Their task in many ways is thankless, nevertheless critical for the conduct of our competitions. One of the biggest challenges facing our sport is the need to recruit and retain new officials. It is an absolute priority for Athletics NSW and we will work with our affiliated clubs to address the issue. To our dedicated team of Advisory Panel members, who avail their time for the betterment of athletics statewide, a sincere thank-you. We continue to receive the services of a host of volunteers such as Vilis Gravitis (office), Ron Richter (archives), Peter Lucas (constitution officer & special awards committee) and Geoffrey Adelstein (honorary solicitor) who each provide enormous support and service to the organization. Their dedication and commitment is valued and appreciated by all staff.

I would like to place on record my sincere appreciation and acknowledgement to the staff for their absolute commitment to getting the job done and diligent resolve to 'making a difference' and 'making it happen'. Similarly, to the Board of Directors who throughout the year provided vigilant corporate governance as well as support and advice to management; particularly, our Chairman, Peter Bromley. It is a pleasure to work with a Board that is both truly professional in nature and keeps its 'finger on the pulse' of the members that they represent.

The achievements of the past year will provide the platform for the continued provision of quality service, value and programs to our members as we position our sport's future sustainability by implementing engaging, relevant and integrated programs / initiatives through effective governance, management and partnerships.

I look forward in anticipation of being part of this journey and I encourage all members to do the same.

Gregory P. Doyle

Chief Executive Officer



DIRECTORS' REPORT


FINANCE DIRECTOR'S REPORT

The financial result for the year ended 31st March 2008 was a surplus of \$30,286. This result was pleasing in light of increased cost pressures faced by the organization such as venue hire and increased staffing costs. The surplus has further strengthened the cash reserves of the organization, which this year was aided by one-off improvements in working capital. A side benefit of the increase in cash reserves is the increase in interest income received, which has grown considerably over the past few years.

Athletics NSW once again benefited from strong levels of corporate sponsorship. The main sponsors of Athletics NSW during the year were the Australian Institute of Mathematics (AIM), Kings Track & Field, Skins and Sydney Olympic Park Authority. Sponsorship income enabled the organization to invest in a number of initiatives. Those initiatives included the placement of a development officer in the Central Coast, Hunter and Mid North Coast region in partnership with Little Athletics NSW, increased investment in the Sydney Track Classic, continued support of an annual awards dinner and an ongoing commitment to the implementation of the online entry and registration system.

Income for the 2008/2009 financial year is expected to be lower with the scaling back of the AIM sponsorship. Athletics NSW faces a continual challenge of finding sponsorship because many large businesses have a national rather than state focus. The organization will be seeking to find new sponsorship and new initiatives to generate income in the coming year in order to enable increased investment into athletics in NSW.

Director:



Gordon Windeyer
Dated this 17 day of June 2008

Your directors present their report on the company for the financial year ended 31 March 2008.

1. GENERAL INFORMATION

a) Directors

The names of the directors in office at any time during, or since the end of, the year are:

Peter Bromley, John Patchett, Betty Moore, Philip O'Hara, Michael O'Mara, Gordon Windeyer, Elizabeth Miller, Mark Rosenberg

Directors have been in office since the start of the financial year to the date of this report unless otherwise stated.

(b) Principal Activities

The principal activities of Athletics NSW Limited during the financial year were promotion and organization of athletic events.

No significant change in the nature of these activities occurred during the year.

2. BUSINESS REVIEW

(a) Operating Results

The profit of Athletics NSW Limited after providing for income tax amounted to \$ 30,283.

3. OTHER ITEMS

(a) After balance day events

No matters or circumstances have arisen since the end of the financial year which significantly affected or may significantly affect the operations of Athletics NSW Limited, the results of those operations or the state of affairs of Athletics NSW Limited in future financial years.

(b) Auditors Independence Declaration

A copy of the auditor's independence declaration as required under section 307C of the Corporations Act 2001 is set out at page 8.

(c) Significant Changes in State of Affairs

No significant changes in Athletics NSW Limited's state of affairs occurred during the financial year.

4. DIRECTOR INFORMATION COMPANIES ONLY

(a) Meetings of Directors

During the financial year, 7 meetings of directors (including committees of directors) were held. Attendances by each director during the year were as follows:

Directors' Meeting

	Number eligible to attend	Number attended
Peter Bromley	7	5
John Patchett	7	5
Betty Moore	7	7
Philip O'Hara	7	7
Michael O'Mara	7	7
Gordon Windeyer	7	6
Elizabeth Miller	7	4
Mark Rosenberg	7	5

Signed in accordance with a resolution of the Board of Directors:



Director
Peter Bromley



Director
Gordon Windeyer
Dated this 17th day of June 2008

DFK LAURENCE VARNEY

Chartered Accountants

ATHLETICS NSW LIMITED

ABN 11 330 775 869

**AUDITOR'S INDEPENDENCE DECLARATION UNDER SECTION 307C
OF THE CORPORATIONS ACT 2001**

I declare that, to the best of my knowledge and belief, during the year ended 31 March 2008 there have been:

- (i) no contraventions of the auditor independence requirements as set out in the Corporations Act 2001 in relation to the audit; and
- (ii) no contraventions of any applicable code of professional conduct in relation to the audit.



Steven Heller
DFK Laurence Varnay
Chartered Accountants

4th July 2008
Sydney

Level 7 131 York Street NSW2000
PO Box Q819 QVB NSW 1230
Telephone: 02 9264 5400
Facsimile: 02 9264 9294
email: office@dfksydney.com

A member firm of DFK International
A worldwide association of independent
accounting firms and business advisors

*Liability Limited by the Accountants Scheme, approved
under the Professional Standards Act, 1994 (NSW)*

STATEMENT OF FINANCIAL PERFORMANCE

FOR THE YEAR ENDED 31 MARCH 2008 ATHLETICS NSW LIMITED ABN 11 330 775 869

	Notes	2008	2007
		\$	\$
Revenue	2	800,055	750,276
Other income	2	36,212	28,384
Cost of goods sold		(50,640)	(44,214)
Employee benefits expense		(336,479)	(289,750)
Depreciation, amortisation and impairments		(16,753)	(15,855)
Other expenses		(402,112)	(377,640)
Profit before income tax		30,283	51,201
Income tax expense	1.(h)	-	-
Profit attributable to members		30,283	51,201

STATEMENT OF FINANCIAL POSITION

FOR THE YEAR ENDED 31 MARCH 2008 ATHLETICS NSW LIMITED ABN 11 330 775 869

	Notes	2008	2007
		\$	\$
ASSETS			
Current assets			
Cash and cash equivalents	3	517,624	439,019
Trade and other receivables	4	2,620	14,723
Other current assets	5	3,313	1,158
Total current assets		523,557	454,900
Non-current assets			
Property, plant and equipment	6	61,454	49,346
Total non-current assets		61,454	49,346
TOTAL ASSETS		585,011	504,246
LIABILITIES			
Current liabilities			
Trade and other payables	7	64,539	46,711
Short term provisions	8	30,910	20,881
Other current liabilities	9	55,776	33,150
Total current liabilities		151,225	100,742
TOTAL LIABILITIES		151,225	100,742
NET ASSETS		433,786	403,504
EQUITY			
Reserves	10	36,963	36,963
Retained earnings		396,824	366,541
TOTAL EQUITY		433,787	403,504

STATEMENT OF CHANGES IN EQUITY

FOR THE YEAR ENDED 31 MARCH 2008 ATHLETICS NSW LIMITED ABN 11 330 775 869

2008	Notes	Retained Earnings \$	Asset Revaluation Reserve \$	Total \$
Balance at 1 April 2007		366,542	36,963	403,505
Profit attributable to members		30,282	-	30,282
Balance at 31 March 2008		396,824	36,963	433,787
2007		Retained Earnings \$	Asset Revaluation Reserve \$	Total \$
Balance at 1 April 2006		315,340	36,963	352,303
Profit attributable to members		51,202	-	51,202
Balance at 31 March 2007		366,542	36,963	403,505

STATEMENT OF CASH FLOWS

FOR THE YEAR ENDED 31 MARCH 2008 ATHLETICS NSW LIMITED ABN 11 330 775 869

	Notes	2008 \$	2007 \$
Cash Flow From Operating Activities			
Receipts from customers		575,608	519,327
Payments to suppliers and employees		(740,908)	(707,764)
Interest received		36,212	28,384
Sponsorship & Grants received		235,889	225,772
Net cash provided by (used in) operating activities	12(a)	106,801	65,719
Cash flows from Investing Activities:			
Proceeds from sale of plant and equipment		31,832	13,621
Acquisition of property, plant and equipment	6, (a)	(60,028)	(55,126)
Net cash provided by (used in) investing activities		(28,196)	(41,505)
Net increase (decreases) in cash held		78,605	24,214
Cash at beginning of financial year		439,019	414,805
Cash at end of financial year	3(a)	517,624	439,019

NOTES TO THE FINANCIAL STATEMENTS

FOR THE YEAR ENDED 31 MARCH 2008 ATHLETICS NSW LIMITED ABN 11 330 775 869

1 STATEMENT OF SIGNIFICANT ACCOUNTING POLICIES

(a) General information

The financial report is a general purpose financial report that has been prepared in accordance with Accounting Standards, Australian Accounting Interpretations, other authoritative pronouncements of the Australian Accounting Standards Board and the Corporations Act 2001.

Athletics NSW Limited is a company limited by guarantee, incorporated and domiciled in Australia.

The financial report of Athletics NSW Limited complies with all Australian equivalents to International Financial Reporting Standards (AIFRS) in their entirety.

The following is a summary of the material accounting policies adopted by the company in the preparation of the financial report. The accounting policies have been consistently applied, unless otherwise stated.

(b) Basis of Preparation

Reporting Basis and Conventions

The financial report has been prepared on an accruals basis and is based on historical costs modified by the revaluation of selected non-current assets, financial assets and financial liabilities for which the fair value basis of accounting has been applied.

(c) Cash and Cash Equivalents

Cash and cash equivalents include cash on hand, deposits held at call with banks, other short-term highly liquid investments with original maturities of three months or less, and bank overdrafts. Bank overdrafts are shown within short-term borrowings in current liabilities on the balance sheet.

(d) Property, Plant and Equipment

Depreciation

The depreciable amount of all fixed assets including buildings and capitalised leased assets, but excluding freehold land, is depreciated on a straightline basis over their useful lives to the Group commencing from the time the asset is held ready for use. Leasehold improvements are depreciated over the shorter of either the unexpired period of the lease or the estimated useful lives of the improvements.

The depreciation rates used for each class of depreciable assets are:

Motor Vehicle	25%
Office Equipment	20%
Sporting Equipment	33%

The assets' residual values and useful lives are reviewed, and adjusted if appropriate, at each balance sheet date.

Each class of property, plant and equipment is carried at cost or fair value less, where applicable, any accumulated depreciation and impairment losses.

Plant and equipment are measured on the cost basis.

(e) Trade payables

Trade and other payables are stated at cost, which approximates fair value due to the short term nature of these liabilities.

(f) Employee Benefits

Provision is made for the company's liability for employee benefits

arising from services rendered by employees to balance date. Employee benefits that are expected to be settled within one year have been measured at the amounts expected to be paid when the liability is settled, plus related oncosts. Employee benefits payable later than one year have been measured at present value of the estimated future cash outflows to be made for those benefits.

(g) Provisions

Provisions are recognised when the group has a legal or constructive obligation, as a result of past events, for which it is probable that an outflow of economic benefits will result and that outflow can be reliably measured.

(h) Income Tax

The company is exempt from income tax under section 23g (iii) of the Income Tax Assessment Act 1936, as amended.

(i) Revenue

Revenue from the sale of goods is recognised upon the delivery of goods to customers.

Interest revenue is recognised on a proportional basis taking into account the interest rates applicable to the financial assets.

Revenue from the rendering of services is recognised upon the delivery of the service to the customers.

All revenue is stated net of the amount of goods and services tax (GST).

(j) Goods and Services Tax (GST)

Revenues, expenses and assets are recognised net of the amount of GST, except where the amount of GST incurred is not recoverable from the Australian Taxation Office. In these circumstances the GST is recognised as part of the cost of acquisition of the asset or as part of an item of the expense. Receivables and payables in the balance sheet are shown inclusive of GST.

Cash flows are presented in the cash flow statement on a gross basis, except for the GST component of investing and financing activities, which are disclosed as operating cash flows.

(k) Deferred income

The company has entered into agreements where the services to be performed extends beyond the current operating cycle. For these agreements, the reporting company limited by guarantee records a long-term obligation and recognises revenue over the period of the agreement as the services are rendered.

(l) Leases

Lease payments for operating leases, where substantially all of the risks and benefits remain with the lessor, are charges as expenses in the periods in which they are incurred.

(m) Government Grants

Government grants are recognised at fair value where there is reasonable assurance that the grant will be received and all grant conditions will be met. Grants relating to expense items are recognised as income over the periods necessary to match the grant to the costs they are compensating. Grants relating to assets are credited to deferred income at fair value and are credited to income over the expected useful life of the asset on a straightline basis.

NOTES TO THE FINANCIAL STATEMENTS

FOR THE YEAR ENDED 31 MARCH 2008 ATHLETICS NSW LIMITED ABN 11 330 775 869

	Notes	2008 \$	2007 \$
NOTE 2: REVENUE			
Operating activities			
sale of goods		56,889	54,892
services revenue		471,951	434,341
sporting equipment hire		30,315	28,264
interest received		36,212	28,384
government and sponsorship grants		235,889	225,772
Other Income		5,011	7,006
Total Revenue		<u>836,267</u>	<u>778,659</u>
NOTE 3: CASH AND CASH EQUIVALENTS			
Cash on hand		3,406	1,391
Cash at bank		30,954	49,647
Short-term bank deposits		483,264	387,981
		<u>517,624</u>	<u>439,019</u>
(a) Reconciliation of Cash			
Cash at the end of the financial year as shown in the cash flow statement is reconciled to items in the balance sheet as follows:			
Cash and cash equivalents		<u>517,624</u>	<u>439,019</u>
NOTE 4: TRADE AND OTHER RECEIVABLES			
CURRENT			
Trade receivables		4,281	15,723
Provision for impairment of receivables		(1,661)	(1,000)
		<u>2,620</u>	<u>14,723</u>
NOTE 5: OTHER ASSETS			
CURRENT			
Prepayments		3,313	1,158
		<u>3,313</u>	<u>1,158</u>
NOTE 6: PROPERTY PLANT AND EQUIPMENT			
PLANT AND EQUIPMENT			
Motor vehicles			
At cost		72,452	54,409
Less accumulated depreciation		(26,252)	(21,320)
Total motor vehicles		<u>46,200</u>	<u>33,089</u>
Office equipment			
At cost		45,711	42,322
Less accumulated depreciation		(38,507)	(34,822)
Total office equipment		<u>7,204</u>	<u>7,500</u>
Sporting equipment			
At cost		110,625	103,932
Less accumulated depreciation		(102,575)	(95,174)
Total sporting equipment		<u>8,050</u>	<u>8,758</u>
Total property, plant and equipment		<u>61,454</u>	<u>49,347</u>

Movements in Carrying Amounts	Office Equipment \$	Motor Vehicles \$	Sporting Equipment \$	Total \$
Balance at the beginning of year	33,089	7,500	8,758	49,347
Additions	49,946	3,389	6,693	60,028
Disposals	(31,167)	-	-	(31,167)
Depreciation expense	(5,668)	(3,684)	(7,401)	(16,753)
Carrying amount at the end of year	<u>46,200</u>	<u>7,205</u>	<u>8,050</u>	<u>61,455</u>

	Notes	2008 \$	2007 \$
NOTE 7: TRADE AND OTHER PAYABLES			
CURRENT			
Unsecured liabilities			
Trade payables		20,182	22,878
GST payable		821	(7,414)
Accrued expenses		21,142	15,551
Other payables		22,394	15,696
		<u>64,539</u>	<u>46,711</u>
NOTE 8: PROVISIONS			
Current			
Annual Leave		24,569	20,881
Long Service Leave		6,341	-
		<u>30,910</u>	<u>20,881</u>
NOTE 9: OTHER LIABILITIES			
Deferred income		55,776	33,150
Total		<u>55,776</u>	<u>33,150</u>
NOTE 10: RESERVES			
Asset Revaluation Reserve			
The asset revaluation reserve records revaluations of non current assets.			
NOTE 11: AUDITORS' REMUNERATION			
Remuneration of the auditor of the company for:			
Audit fees		5,500	5,000
NOTE 12: CASH FLOW INFORMATION			
(a) Reconciliation of Cash Flow from Operations with Profit after Income Tax			
Net income/loss for the period		30,283	51,202
Cash flows excluded from profit attributable to operating activities			
Noncash flows in profit			
Depreciation		16,752	15,855
Net gain on disposal of property, plant and equipment		382	(1,465)
(Increase)/decrease in trade and term receivables		11,057	(5,176)
(Increase)/decrease in prepayments		(2,155)	218
(Increase)/decrease in inventories		-	4,584
Increase/(decrease) in trade payables and accruals		40,454	(360)
Increase/(decrease) in provisions		10,028	860
Cashflow from operations		<u>106,801</u>	<u>65,718</u>
NOTE 13: MEMBERS GUARANTEE			
The company is limited by guarantee. If the company is wound up, the constitution states that each member is required to contribute a maximum of \$50 each towards any outstanding obligations of the company. At 31 March 2008 the number was 89 (2007:98).			
NOTE 14: CAPITATION FEES			
As part of the Memorandum of understanding between Athletics Australia and Athletics NSW, a capitation levy of \$4,223 was paid by Athletics Australia which was then rebated back to Athletics NSW upon fulfilling the requirements set out in the memorandum of understanding.			

NOTES TO THE FINANCIAL STATEMENTS

FOR THE YEAR ENDED 31 MARCH 2008 ATHLETICS NSW LIMITED ABN 11 330 775 869

NOTE 15: NATIONAL INSURANCE PROGRAM

As part of the Memorandum of understanding between Athletics NSW and Athletics Australia, the National Insurance Program provided by Athletics Australia to Athletics NSW was valued at \$43,193. In contrast to the treatment of the capitation fees under the Memorandum of Understanding, there is not a physical transaction of monies between Athletics NSW and Athletics Australia regarding the provision of the National Insurance Program. The value of the National Insurance Program is therefore not recorded in the companies' accounts.

NOTE 16: FUNDS HELD IN TRUST

In 1989, the committee responsible for the administration of the Athletes Games Fund transferred responsibility for the administration of the fund to the company on the basis that monies are invested to provide income, and that donations be made to Olympic and Commonwealth Games Appeals when required and where NSW athletes have been selected as competitors.

In 2000, the company accepted management of the Centenary Trust. The Centenary Trust was established in 1988 to earn income to be used in the establishment of grants, scholarships and awards to specifically develop and nurture athletics talent in NSW.

From time to time the company receives money from various sources in respect of certain athletes. These funds are held in dedicated bank accounts and distributed to athletes in accordance with the guidelines of the Trusts.

The total funds held in trust as at the 31st day of March 2008 in the Centenary Trust amounted to: \$114,215.

The total funds held in trust as at the 31st day of March 2008 in the Athletes Games Trust amounted to: \$18,069.

NOTE 17: DIRECTORS REMUNERATION

No amounts were Income paid or payable or otherwise made available to the directors of the company from the company and related entities during the current financial year.

NOTE 18: Change in Accounting Policy

The following Australian Accounting Standards issued or amended and are applicable to the association but not yet effective and have not been adopted in preparation of the financial statements at reporting date.

AASB Amendment	AASB Standard Affected Accounting Policy & Impact	Nature of change in of the Standard	Application Date for the Company	Application Date
AASB 200510: Amendments to Australian Accounting Standards	AASB 1: Firsttime Adoption of AIFRS AASB 4: Insurance Contracts AASB 101: Presentation of Financial Statements AASB 114: Segment Reporting AASB 117: Leases AASB 133: Earnings Per Share AASB 139: Financial Instruments: Recognition and Measurement AASB 1023: General Insurance Contracts AASB 1038: Life Insurance Contracts	The disclosure requirements of AASB 132: Financial Instruments: Disclosure and Presentation have been replaced due to the issuing of AASB 7: Financial Instruments: Disclosures in August 2005. These amendments will involve changes to financial instrument disclosures within the financial report. However, there will be no direct impact on amounts included in the financial report as it is a disclosure standard.	1 January 2007	1 July 2007
AASB 7: Financial Instruments: Disclosures	AASB 132: Financial Instruments: Presentation	As above	1 January 2007	1 July 2007
AASB 20074: Amendments to Australian Accounting Standards arising from ED 151 and other amendments	AASB 1: Firsttime Adoption of AIFRS AASB 2: Sharebased Payment AASB 3: Business Combinations AASB4: Insurance Contracts AASB 5: Non-current Assets Held for Sale and Discontinued Operations AASB 107: Cash Flow Statements AASB 110: Events after the Balance Sheet Date AASB 116: Property, Plant and Equipment AASB 117: Leases AASB 118: Revenue AASB 119: Employee Benefits AASB 120: Accounting for Government Grants and Disclosure of Government Assistance AASB 136: Impairment of Assets AASB 137: Provisions, Contingent Liabilities and Contingent Assets AASB 139: Financial Instruments: Recognition and Measurement AASB 1023: General Insurance Contracts	Australian Additions to, and Deletions from IFRSs	1 July 2007	1 July 2007

NOTE 19: COMPANY DETAILS

Registered office

The registered office of the company is:
Athletics NSW Limited
Sydney Olympic Park Athletics Centre
Edwin Flack Drive
Homebush NSW 2127

The directors of the company declare that:

1. The financial statements and notes, as set out on pages 7 to 15, are in accordance with the Corporations Act 2001 and:
 - (a) comply with Accounting Standards and the Corporations Regulations 2001; and
 - (b) give a true and fair view of the financial position as at 31 March 2008 and of the performance for the year ended on that date of the company.

2. In the directors' opinion, there are reasonable grounds to believe that the company will be able to pay its debts as and when they become due and payable.


This declaration is made in accordance with a resolution of the Board of Directors.



Director
Peter Bromley



Director
Gordon Windeyer
Dated this 17th day of June 2008



DFK LAURENCE VARNEY

Chartered Accountants

ATHLETICS NSW LIMITED

ABN 11 330 775 869

INDEPENDENT AUDIT REPORT

TO THE MEMBERS OF ATHLETICS NSW LIMITED

Report on the Financial Report

We have audited the accompanying financial report of Athletics NSW Limited, which comprises the balance sheet as at 31 March 2008, and the income statement, statement of changes in equity and statement of cash flows for the year ended that date a summary of significant accounting policies, other explanatory notes and the directors' declaration.

Directors' Responsibility for the Financial Report

The directors of the company are responsible for the preparation and fair presentation of the financial report in accordance with Australian Accounting Standards (including the Australian Accounting Interpretations) and the Corporations Act 2001. This responsibility includes: designing, implementing and maintaining internal control relevant to the preparation and fair presentation of the financial report that is free from material misstatement, whether due to fraud or error; selecting and applying appropriate accounting policies; and making accounting estimates that are reasonable in the circumstances.

Auditor's Responsibility

Our responsibility is to express an opinion on the financial report based on our audit. We conducted our audit in accordance with Australian Auditing Standards. These Auditing Standards require that we comply with relevant ethical requirements relating to audit engagements and plan and perform the audit to obtain reasonable assurance whether the financial report is free from material misstatement.

An audit involves performing procedures to obtain audit evidence about the amounts and disclosures in the financial report. The procedures selected depend on the auditor's judgment, including the assessment of the risks of material misstatement of the financial report, whether due to fraud or error. In making those risk assessments, the auditor considers internal control relevant to the company's preparation and fair presentation of the financial report in order to design audit procedures that are appropriate in the circumstances, but not for the purpose of expressing an opinion on the effectiveness of the entity's internal control. An audit also includes evaluating the appropriateness of accounting policies used and the reasonableness of accounting estimates made by the directors, as well as evaluating the overall presentation of the financial report.

We believe that the audit evidence we have obtained is sufficient and appropriate to provide a basis for our audit opinion.

Independence

In conducting our review, we have complied with the independence requirements of the Corporations Act 2001. We confirm that the independence declaration required by the Corporations Act 2001, provided to the directors of Athletics NSW Limited on 6 June 2008, would be in the same terms if provided to the directors as at the date of this auditor's report.

Auditor's Opinion

In our opinion the financial report of Athletics NSW Limited is in accordance with the Corporations Act 2001, including:

- (a) giving a true and fair view of the company's financial position as at 31 March 2008 and of its performance for the year ended on that date; and
- (b) complying with Australian Accounting Standards (including the Australian Accounting Interpretations) and the Corporations Regulations 2001.



Steven Heller, Partner

DFK LAURENCE VARNEY CHARTERED ACCOUNTANTS

Level 7, 131 YORK STREET SYDNEY NSW 2000

4th JULY 2008

Level 7 131 York Street NSW2000
PO Box Q819 QVB NSW 1230
Telephone: 02 9264 5400
Facsimile: 02 9264 9294
email: office@dfksydney.com

*Liability Limited by the Accountants Scheme, approved
under the Professional Standards Act, 1994 (NSW)*



A member firm of DFK International
A worldwide association of independent
accounting firms and business advisors

DFK LAURENCE VARNEY

Chartered Accountants

ATHLETICS NSW LIMITED

ABN 11 330 775 869

DISCLAIMER

For the Year Ended 31 March 2008

The additional financial data presented on page 18 is in accordance with the books and records of the company which have been subjected to the auditing procedures applied in our statutory audit of the company for the year ended 31 March 2008. It will be appreciated that our statutory audit did not cover all details of the additional financial data. Accordingly, we do not express an opinion on such financial data and we give no warranty of accuracy or reliability in respect of the data provided. Neither the firm nor any member or employee of the firm undertakes responsibility in any way whatsoever to any person (other than Athletics NSW Limited) in respect of such data, including any errors of omissions therein however caused.

DFK Laurence Varnay
Chartered Accountants



Steven Heller, Partner
Dated: 4th of July 2008

Level 7 131 York Street NSW2000
PO Box Q819 QVB NSW 1230
Telephone: 02 9264 5400
Facsimile: 02 9264 9294
email: office@dfksydney.com

*Liability Limited by the Accountants Scheme, approved
under the Professional Standards Act, 1994 (NSW)*




A member firm of DFK International
A worldwide association of independent
accounting firms and business advisors

DETAILED PROFIT AND LOSS ACCOUNT

FOR THE YEAR ENDED 31 MARCH 2008 ATHLETICS NSW LIMITED ABN 11 330 775 869

	Notes	2008 \$	2007 \$
INCOME			
Income			
Sale of goods		56,889	54,892
Fees received		471,951	434,341
Interest income		36,212	28,384
Sporting Equipment Hire		30,315	28,264
Grants		235,889	225,772
Other Income		5,011	7,006
TOTAL INCOME		836,267	778,659
LESS: EXPENSES			
Accounting fees		5,500	5,000
Advertising		3,665	1,780
Bad debts		661	-
Bank charges		2,812	2,523
Capitation Fees		4,223	4,139
Conference/Seminar costs		9,841	10,437
Coaching Fees		1,040	2,378
Cost of sales		50,640	44,214
Depreciation		16,753	15,855
Development Costs		27,075	23,613
Event expenditure		41,150	38,740
First Aid		10,483	8,561
Fringe benefits tax expense		5,423	5,425
Insurance		3,599	4,424
Lease rentals on operating lease		71,784	70,340
Leave pay		3,688	1,853
Long service leave		6,341	-
Medals		11,091	21,191
Model Club Policy		23,363	25,865
Motor vehicle expenses		4,932	7,705
NSWIS EAP		25,000	25,000
Online Registration Fees		7,363	5,063
Postage		8,346	7,399
Printing and stationery		30,288	29,465
Prize Money		35,745	13,000
Registration fees		7,152	8,239
Relocation Costs		-	14,341
Repairs and maintenance		7,859	9,906
Salaries		300,200	265,392
Security costs		1,157	4,311
Staff Training		2,311	-
Subscriptions		41	-
Sundry expenses		7,869	9,785
Superannuation contributions		20,826	17,080
Telephone and fax		9,557	10,137
Volunteers and officials		15,776	15,762
ISP Expenditure		22,755	-
TOTAL EXPENSES		(806,309)	(728,923)
		(29,958)	(49,736)
OTHER ITEMS:			
Gain and loss on disposal of noncurrent assets		329	1,462
		329	1,462
PROFIT BEFORE INCOME TAX		30,287	51,198



COMPETITION ADVISORY PANEL

WINTER SEASON

For the third successive year, a steady increase in the number of athletes competing in the Athletics NSW Winter Series was witnessed, with 3869 entries in running and walking State Championship in 2007. This is the largest number of competitors for any winter season for over 10 years.

Especially impressive were the substantial increase in numbers in the Novice Championship and Cross Country relays. The later attracted over 800 athletes, making it the biggest out of stadium event conducted by Athletics NSW.

Athletics NSW would once again like to thank 'host' clubs for their continued support and dedication. In partnership with Athletics NSW these clubs ensured that, despite increases in competitor numbers, the same excellent quality of State Championships were presented to stakeholders.

The 2007 Winter Championships venues and host clubs were:

- Novice Cross Country at Scarborough Park hosted by St George District Athletics Club
- Road Championships at Appin Scout Park hosted by Sutherland District Athletics Club
- Cross Country Championships (12km/8km) at Willandra hosted by Nowra Athletics Club
- Cross Country Relays at Miranda Park hosted by Illawong & Districts Senior Athletic Club
- Short Course Cross Country Championships at Western Sydney Regional Park, Abbotsbury hosted by the Bankstown Sports.
- Road Relays Championships at Wollongong hosted by Kembla Joggers
- Half Marathon Championships at Sydney hosted by the Sydney Morning Herald
- Marathon Championships at Sydney hosted by Athletics Australia and Blackmores
- Short Walks Championships at Chipping Norton hosted by NSW Race walking Club
- Long Walks Championships at Five Dock hosted by Regal Racewalkers
- Team Walks Championships at Tempe hosted by Regal Racewalkers

Congratulations to Kembla Joggers who again won the Winter Club Trophy – and to Andrew Knox (Randwick Botany Harriers) and Magda Karrimli-Poulos (Sutherland) for winning the Male and Female Winter Distance Runner of the Year awards. Special mention should also go to Jeffrey Hunt, who won the three (3) individual Cross Country and Road Running Championships, before claiming the National Cross Country Title in Perth.

Congratulations to Troy Sundstrom (Illawarra Blue Stars) and Jessica Heazlewood (Sydney University) for the winning the Male and Female Winter Distance Walker of the Year awards.

SUMMER SEASON

Club Premiership

The Club Premiership was again conducted from October to December, with the emphasis on participation and engaging athletes who do not regularly compete in Athletics NSW events. Numbers dropped slightly from the previous year, however it is interesting to note that due to late venue unavailability, Athletics NSW were forced to add an extra SOPAC round to the competition. The SOPAC round totals actually saw less participation than the split rounds, reinforcing Athletics NSW's decision to continue using the split venue format for the competition. The slightly less structured and relaxed atmosphere of split venue rounds appears less daunting to athletes, and enables Athletics NSW to provide athletes with more frequent opportunities to compete in their favoured events.

The venues used in 2007 competition were as follows: Sydney Olympic Park Athletics Centre, E.S. Marks Field, Bardonia Ridge (Illawong), The Crest at Bankstown, Campbelltown and Mingara.

Illawong & Districts Senior Athletics Club took their third Club Premiership in a row, easily winning the competition. UTS Norths were second, with Bankstown third. These three clubs all benefited from the valued support and sponsorship of Kings Track and Field, each taking home a slice of \$10,000 worth of equipment.

Allcomers

Allcomers competitions are primarily conducted after the completion of the Club Premiership season, and provide a good lead up for athletes competing in State and National Titles. Events were again offered in ages groups for U18s, Opens, Masters and AWD athletes with a variety of implement weights, starting heights, and take-off boards. A club point scoring system was implemented to encourage clubs to compete in this competition, but did little to achieve this aim. The Competition Advisory Panel will continue to investigate new possibilities for the 2008/2009 season.

Sydney Track Classic

The Sydney Track Classic, capitalizing on the success of the previous two versions, was widely considered to be the best supported and most exciting National Series Meet in Australia in 2008. With the valued support of Sydney Olympic Park Authority, \$10,000 worth of prize money was on offer, attracting the best athletes from Australia and New Zealand. 4000 spectators witnessed Sally McLellan run the fastest 100m Hurdles by an Australian in Australia, Scott Martin throw his first Olympic A-Qualifier in the Shot Put, and 2008 World Indoor Champion Tamsyn Lewis win the 800m. ANSW will continue the promotion of the Sydney Track Classic, with the aim of further establishing it as a highlight of the Summer Track & Field season in Australia.

State Championships

The NSW State Open and U18 Championships: The State Open Championship was again held in conjunction with the State U18 Championships, over three afternoon/evening sessions. This initiative was introduced four seasons earlier and continues to be popular with athletes, as it maximizes the conditions available and allow athletes the opportunity to compete in multiple events. Athlete attendance in both the Open and U18 categories was steady compared with the previous season, with approximately 500 athletes entering. The highlight performances were Olympic A-qualifying performances from Joel Milburn in the 400m and Dani Samuels in the discus.

The NSW State U16, U20 and U23 Championships: The competition was conducted in late February, much later than the early January competition the previous year. As a result, numbers in the U16 age group were well up, however both the U20 and U23 competitor numbers were slightly down. The Melbourne Grand Prix being conducted two days prior was a contributing factor in the downturn of numbers.

The NSW Secondary All Schools Track and Field Championships: The Australian Institute of Mathematics NSW All Schools was once again the biggest event on the Athletics NSW summer calendar. This year's event was held over 2 weekends, with senior competition (15yrs- 19yrs) and junior (12-14yrs). A combined total of over 1300 athletes competed, which is pleasing result outside a Pacific Schools Games year. The support of The Australian Institute of Mathematics was again invaluable in assisting Athletics NSW conduct the competition.

Distance events on the track once again provided very popular, with the 3000m and 5000m championships held away from the regular State Championships to maximize participation. The 3000m was held in early November and attracted record numbers to the race. While three (3) races were originally planned for the men, an extra two (2) had to be added to accommodate the 110 athletes that entered. A further 38 women entered (a slight increase on the previous year), taking the total to 148 athletes, a 25% increase on 2006. The conditions proved excellent for distance running, with Ryan Gregson smashing the Australian U18 and U20 records by running 8:01.26.

The 5000m championships were effected when a freak storm hit the Sydney Olympic Park precinct moments before the races were due to start. The races were postponed to the following Saturday, but unfortunately, only around two thirds of the 80 that had originally entered actually competed. The 10000m championships were again held with the State Championships, with numbers up on the previous season.

The NSW State Relay Championships once again proved to be focal point of the Athletics NSW season with almost 800 teams from 30 clubs entering the championships. Unfortunately, a number of issues become evident during the 2007 competition. The very large competition program, and a chronic shortage of officials, meant the program became very difficult to manage effectively. The Competition Advisory Panel will re-asses the structure of the State relays for future years.

The NSW Masters championships were once again held on its own

weekend, with the championships being conducted at Sydney Olympic Park. Athlete numbers were very similar to the previous year, with over 200 athletes competing. Athletics NSW were also involved in assisting the NSW Masters Club conduct the Australian Masters Championships over the Easter Long weekend. The competition was a hectic four days to round out a very long season, but was managed well by the Athletics NSW Technical Officials and staff that attended.

The NSW Club Championships were presented with a new format, with only the top nine (9) finishing clubs from the Club Premiership eligible to enter. Unfortunately, numbers were low, with only five (5) of the eligible clubs actually accepting the invitation to compete. This is a disappointing result in light of the fact that so few team competitions exist in athletics. Athletics NSW will continue to fine tune the format to encourage clubs to enter this competition. UTS Northern Suburbs won both the Open Men and Women division. Unfortunately, no clubs from NSW entered the Australian Club Championships in 2008, the first time in a number of years that this has occurred.

The Hunter Region hosted the NSW Country Championships at Hunter Sports Centre, Glendale. The Competition was held over the Australia Day weekend, with entries up on previous years. Athletics NSW would like to sincerely thank the efforts of the Hunter Region, The Local Organising Committee and the Hunter Sports Centre for putting on an excellent two day competition. The Championships have now completed their two year cycle in Newcastle, and will now move to Wollongong for the 2009 and 2010 events.

The NSW Country Club Premiership was again staged in late 2007, with a good turn out of clubs participating. The competition continues to go from strength to strength, providing country athletes with the opportunity to be part of a Club point score competition. Congratulations to Forster Athletics Club, who were the winners of the competition.

The 2008 season saw the first NSW only Multi event Championship, after three (3) years of rotation between ACT, NSW & VIC. The competition was held at Campbelltown and was reasonably well supported by NSW athletes.

A big thank you to the Competition Advisory Panel who were invaluable in assisting Athletics NSW set the direction for competition in NSW. The panel members for 2007-2008 were; Nicole Boegman-Stewart (Chairperson), Neil Barnett, Grant Cremer, Paul Hallam, Stuart Patterson, Dan Suchy & Ian White.

Athletics NSW would also like to express its gratitude to all Athletics NSW Technical Officials. Athletics NSW competition would not operate as efficiently or effectively without the assistance and professionalism of these dedicated, volunteer officials. For all your hard work - thank you!

Andrew Matthews

Competition Manager

REGIONAL COORDINATOR REPORT

Regional Coordinator Report

October 2007 saw the appointment of Caroline Cooksley as Regional Coordinator (RC) for the Central Coast, Hunter and Mid North Coast (south of Port Macquarie) to grow, promote and showcase athletics. The appointment is a joint Athletics NSW and Little Athletics Association NSW (LAANSW) initiative. The pilot program incorporates a management driven structure and a supporting local volunteer based advisory group framework comprising a Regional Athletics Advisory Group and supporting Advisory Groups.

To identify and recommend to the Athletics NSW and LAANSW Boards a workable supporting structure for the successful implementation of the pilot program an Implementation Working Group (IWG) was established. The IWG was to develop strategies for the successful implementation of the program within the three key identified areas:

1. School Programs;
2. Establishing and maintaining links between LAANSW Centres and Athletics NSW Clubs; and
3. Competition / Event Management & Volunteer Development.

The working group consisted of Caroline Cooksley, David Naylor, Peter Payne, Richard Batterley, Chris Ford and Brenda Smith.

The IWG conducted a series of regional forums designed to identify critical issues facing the particular geographic segments of the region and utilized the outcomes from these forums to formulate a strategic plan to create a platform for regional development. These forums were carried out with all Little Athletics Centres and Athletics NSW Clubs at a local level. Key issues identified at the forums were lack of coaching, officials, quality competition and communication.

Based on these recommendations the Regional Advisory Panel was established to implement the strategic plan along with the Regional Coordinator. Due to the need to develop competition within the region, a Regional Competition Committee was formed. The group's first meeting was held in February 2008.

Outcomes to date, as defined in key areas, are as follows:

School Programs

The Little Athletics Program for Schools (LAPS) has been implemented by six schools in the Newcastle and Hunter areas. The programs have been well received with all schools looking to take part again in 2009. We have also established links with schools by attending school association meetings and athletics and cross country carnivals where services offered by LAANSW and Athletics NSW have been promoted.

March saw the first Regional Development Tour reach out to Scone and Taree. School students and teachers in these areas were invited to attend the clinic to develop their athletic or coaching knowledge.

Links between LA & ANSW Centres/Clubs

The Regional Development Coaching Tour brought regional Centres, Clubs and athletes from the ages of 8 to 18 together. Athletes Dani Samuels and Bradley Woods, along with coaches Max Debnam, Yvonne Puller and Charles Berry, coached and mentored parents, teachers

and coaches throughout the weekend. Many used the day to not only learn new skills but to network with other coaches and Clubs/Centres. Fifty people attended the Scone clinic and sixty-five the Taree Clinic. Feedback during the day was very positive with all participants hoping that more clinics will be held in 2009.

The Forums held from November to January in each area also provided an opportunity for Little Athletics Centres and Athletics NSW Clubs to discuss common issues.

The Development of a Regional Website www.regionalathletics.org.au will facilitate maintaining and establishing communication links between Little Athletics Centres and Athletics NSW Clubs. The website provides details on upcoming courses, clinics, competitions and club and coach details.

Further initiatives include a 'Regional Conference' to be held in August in Newcastle again providing an opportunity to create links between Little Athletics Centres and Athletics NSW Clubs. The conference will again provide an opportunity for Clubs and Centres to discuss how they can align their resources and work together.

Competition / Event Management & Volunteer Development

The Regional Competition Advisory Committee has met a number of times to discuss the development of a competition structure or interclub program. It has been decided that due to the current instability in the region that to develop a 'new' series could put additional strain on diminishing regional resources. The consensus has been to increase participation and promote existing competitions that Clubs and Centres currently operate.

To enhance participation at each major carnival the committee is to invite each club and centre to participate in a regional point score championship. Each club/center must nominate a competition where their athletes can accumulate points.

Newcastle will also be the recipient of an 'Introduction to Club Athletics' competition in mid-September of the coming season.

Volunteer Development


It has been established that there is a chronic lack of coaches in regional areas. It is hoped that formalizing a coach mentoring program will encourage and provide the tools for those people who undertake their Level 1 course to continue coaching. The mentoring program is currently being developed and will apply to both new coaches graduating through Level I programs and to existing Level I and Level II coaches.

The next 8 to 10 months are looking promising however a lot of work is still needed to increase athletic participation in the region. It is hoped that the region embraces new initiatives ensuring it moves ahead and participation increases.

Caroline Cooksley

Regional Athletics Coordinator











ADMINISTRATION & COMMUNICATION

Registration

Registrations with Athletics NSW slightly increased in 2007-08 to 4548 members. The number is still very short of the peak achieved in the 1980s, with a major factor contributing to the stagnating numbers being the high turnover rate of athletes each season. It is not the case that people are uninterested in athletics (over 20,000 individuals have been registered with Athletics NSW over the past decade), it is that only approximately two-thirds renew their membership annually.

It is hoped that the expansion of the online registration system launched last year will help clubs to maintain contact with their athletes and improve retention of athletes. There is strong anecdotal evidence from clubs using the Clubs Online registration system in its full functionality (i.e. allowing athletes to renew and pay for their registration online) that they have dramatically increased retention of their athletes, thus allowing their club to grow substantially even when they are only attracting the same number of new registrations.

Online registration in one form or another has been adopted by a majority of clubs, with 64% of registrations lodged last year entering the office electronically rather than in hard copy. Whilst the hope for the coming season is to increase this number to 80%, the major push will be to encourage clubs to utilise the system in its full functionality, thereby giving athletes greater flexibility in renewing their registration and decreasing the work needed to be done by club officials.

Communication

The two primary vehicles for Athletics NSW to communicate with our members are the website www.nswathletics.org.au and the eATHLETE email service, which people are signed up to when they list their email address when registering for the season.

Following careful examination of website visit patterns a media plan was developed and implemented in June 2007, with the primary aim being to increase the visibility and profile of the sport.

The following actions were implemented:

- Launch of Inside Athletics e-zine as a bi-monthly PDF publication on the ANSW website. I am particularly indebted to David Byrne for his assistance in developing the style of the magazine and in completing the graphic design work for each edition.
- Transition of eATHLETE service from text based to HTML based format, allowing the embedding of graphics and improved design.
- Improved format for live results and photo finish images from ANSW events.
- Launch of an RSS feed to syndicate content from www.nswathletics.org.au to other websites.
- Trial of video content from the Australian under 20 championships on www.nswathletics.org.au.
- Creation of an Athletics NSW group within the social networking site Facebook in order to engage Generation Y athletes.

These initiatives resulted in a 31% increase in the number of average daily visits to the website.

Tim McGrath

Administration & Communication Manager



CLUBS ON TRACK

The Clubs On Track model club policy initiative entered its second year, with subtle adjustments to the evaluation report introduced to make the document more relevant to strengthening the ninety clubs affiliated with Athletics NSW.

The major difference in the ranking of clubs into bands of Gold, Silver, Bronze and Green compared to last season was the introduction of two additional components other than the raw score from the evaluation report: registration thresholds and achievement of at least a 'pass' in a

certain number of the core areas of the evaluation report, namely membership; administration; competition and events; coaching and officiating; and marketing and promotion.

Forty-nine of the ninety clubs affiliated with Athletics NSW took the effort to complete and return the evaluation form.

The table below sets out the criteria used to place clubs into bands:

STATUS	EVALUATION REPORT SCORE (average score was 59)	CLUB MEMBERSHIP (ANSW REGISTRATIONS)	FIVE (5) KEY FOCUS AREAS
GOLD	70 points or more	Metro: 75 or more Country: 40 or more	At least 50% of the maximum score in the five areas
SILVER	59 points or more	Metro: 50 or more Country: N/A	At least 50% of the maximum score in four areas
BRONZE	Less than 59 points	Metro: 30 or more Country: N/A	At least 50% of the maximum score in three areas.
GREEN	Not Bronze status OR Didn't return form	Not Bronze status OR Didn't return form	Not Bronze status OR Didn't return form

Congratulations to the following clubs which achieved Gold status:

Asics Wests
Campbelltown UWS Collegians
Girraween
Gosford
Hills District
Illawarra Blue Stars
Illawong & District

Kembla Joggers
Mingara
Randwick-Botany Harriers
Ryde Athletics Centre
UTS Northern Suburbs
Wallsend
Westfields

The clubs above were rewarded by Athletics NSW with grants for equipment, apparel and the production of advertising resources.

The Clubs On Track document will shift its focus slightly in the upcoming year to align with Board targets for 2010:

- At least 8 metropolitan clubs with 200 or more members
- At least 6 country clubs with 100 or more members
- Mandatory thresholds:
 - Metropolitan clubs – at least 30 members
 - 'Inner Country' clubs – at least 40 members



OFFICIALS REPORT 2007-2008

A major issue facing our sport is the number of officials required to conduct athletics meets at the high level which we pride ourselves on. With an aging official population it has become a key concern to recruit and train new officials, so that we do not suffer severe shortfalls of officials at events. However, a lack of available officials is not an issue that is unique to athletics. With the problem existing among most sports the market for recruiting volunteers to act as officials is highly competitive.

Over the past year, Athletics NSW has recruited twelve new officials. Unfortunately due to the changes in competition rules by the IAAF we were unable to conduct exams over the summer season, which caused some difficulties in the recruitment of further officials. Athletics NSW has also tried to illustrate to clubs the problems faced by athletics with a shortage of official through an initiative linked to the Club Premiership competition, where clubs had to provide officials and/or volunteers when there were six or more athletes from the club participating.

The retention of current officials has been good, with a retention strategy implemented to show officials that we recognise their hard work, the time they give up and effort they put in, each and every week. We have recognised officials through raffling wine and movie tickets, with each official having one raffle ticket allocated to them per meet they officiated at. The annual official's dinner was conducted prior to the Christmas break and exceptional service from officials was recognised by nomination for NSW Sports Federation and Athletics NSW Official of the Year awards.

The recruitment and retention of officials is an on-going process, with more strategies being developed for the coming years.

Athletics NSW would like to thank the Officials Advisory Panel and all the officials for all their time, hard work and dedication.

Mary Macaluso

Competition Officer



ATHLETICS NSW/NSWIS TRACK AND FIELD EMERGING ATHLETE PROGRAM

The Athletics NSW/NSWIS Emerging Athlete Program (EAP) continued the delivery of its program aimed at the development of elite junior track & field athletes in NSW.

The program aims to improve the sport of track & field in NSW through the identification, recognition, development and retention of talented emerging athletes and the development of their coaches. Following is an overview of the highlights, activities and results of the programs.

EAP Coordinator

David Tarbotton managed the program as the EAP Coordinator during 2007/08.

Squad

In early 2008, the squad was finalised with 211 members. The squad size was similar in 2006 and 2007.

Athletes Selected in International Teams

- World Cross Country Championships, Edinburgh, Scotland – March 2008 (2 EAP athletes)
 - EAP: Alexis McKillop and Ryan Gregson
- World Youth Championships, Ostrava CZE, July 2007. (12 EAP, 1 NSWIS)
 - EAP: James Kaan, Ryan Gregson, Blake Lucas, Jamal Idris, Selma Kajan, Chloe Tighe, Jacinta Doyle, Trudy Thompson, Mia MacKinnon, Lomana Fagatuai, Vika Lolo, Melissa Hayes
 - NSWIS: Olivia Tauro

EAP Camps

After three years of large sized camps, it was considered beneficial for athletes to access smaller event based camps.

July 2007

This was the second camp in 2007 and it was highlighted by two very special guests: Catherine Freeman and Melinda Gainsford-Taylor. The camp was attended by 48 athletes and 50 parents and coaches. The coach/parent sessions were particularly well received and included the important theme of a 'Long Term Approach to Sports Development in the Talented Young Athlete.'

In 2008 two event group camps were held

- January 8 and 9 - Sprints camp (22 athletes attended)
- January 13 and 14 - Jumps camp (25 athletes attended)

There were over 30 staff, coaches and presenters involved in the two camps, including Olympians: Melinda Gainsford-Taylor, Nicole Boegman-Stewart, Andrew Murphy, Adam Miller, Ian Garrett, Lin Jing and Matt Beckenham.

Newsletter

Newsletters were produced and distributed throughout the year.

National Championships

Australian All School Championships

This event remains the major domestic competition for our EAP athletes. Held in Sydney in December, NSW EAP athletes claimed 145 medals, including 56 gold medals, representing 27% of the total medals awarded at the Australian All Schools Championships.

Five athletes stood out:

- Vika Lolo – 1st U/18 Shot (14.65m) and Discus (48.96m). Both performances were World Junior qualifiers.
- Carly Rodger – 1st U/16 90m Hurdles (12.41). NSW and Australian records.
- William McNamara – 1st U/15 100m (11.45), 200m (22.37), 400m (50.41). Most individual events won by a NSW athlete.
- James Kaan – 1st U/18 800m (1:49.29). Championship record and World Junior qualifier.
- Elly Graf - 1st U/17 100m (11.73). World Junior qualifier.

Five athletes broke championship records:

- Nicholas Hough – U/15 90m Hurdles (13.32)
- Jenny Blundell – U/14 800m (2:13.44)
- Melissa Hayes – U/18 5000m Walk (23:27.33)
- Matthew Timson – U/14 1500m (6:43.03)
- Elliott Lang – U/14 Javelin (58.41m)

David Tarbotton

EAP Coordinator



2008 EAP SQUAD

NAME		COACH			
Fiona	Alldis	Anne Saville	Romy	Ehrlich	Ron White
Jacob	Allen	Gordon Costello	Jessi	Elliott	Graeme Heape
Aiden	Anderson	Jorg Probst	Hollie	Emery	Paul Nancarrow / Matt Horsell
Daniel	Arda	Chris Neofytou	Tom	Evans	Michael Dooley
Anita	Banic	Anthony Russell	Jasmine	Everett	Bill Nappin
Kirsten	Bannister	Brigitte Bannister / Nicole Boegman	Nicole	Fagan	Merv Kemp
Sarah	Bannister	Kevin Taylor	Lomana	Fagatuai	Paul Hallam
Jaimee	Bannister	Brigitte Bannister	Patrick	Fakiye	Samantha Peck
Amanda	Bartrim	Bob Watson / Bob Walkley	Robert	Falchi	Kevin Stone
Robbie	Baskin	Natasha Stenberg / Ron Bendall	Nathan	Fazldad	Heike Forth
Kevin	Batt	Kevin Wills	Narelle	Forth	Darren Wensor
Emma	Bettioli	Kevin Stone	Jacqueline	Fry	Craig Schulstad
Grant	Billingham	Jim Gumbleton	Matthew	Fryer	Merv Kemp
Rodney	Blair	Max Debnam	Emanuele	Fuamatu	Warren Martin
Jenny	Blundell	Valme Kruger	Annaliese	Gardiner	Penny Gillies
Brock	Bower	Colin Smith	Tristan	Garrett	Susan Sundstrom
John-Robert	Bowskill	James Fitzgerald	Darcy	Gilroy	Peter Lawler
David	Bradney	Stan Barwick	Andrew	Giltrap	Paul Hallam
Rory	Bramble	Brenda Smith	Elly	Graf	Ian Hatfield
Caryn	Brett	Trevor Height / Yvonne Puller / Max Debnam	Ryan	Gregson	Ian Hatfield
Sophie	Broadhead	Dennis Goodwin	Erin	Guy	Penny Gillies
Daniel	Bulmer	Melissa Rollison	Luke	Hamer	Michael Dooley
Lukas	Cannan	Rudolf Sopko	Jake	Hammond	Fira Dvoskina
Christie	Chamberlain	Denis Knowles	Rachel	Hardy	Graeme Harris
Kini	Chapple	Kevin Stone	Matthew	Harris	Marilyn Pearson
Karen	Clarke	Kate Clarke	Melissa	Hayes	David Prior
Annaliese	Collier	Andae Kalemusic	Melissa	Hilder	Penny Gillies
Katherine	Conder	Albie Thomas	Tara	Holt	Anthony Benn
Jenny	Conder	Albie Thomas	Nicholas	Hough	Nicole Boegman-Stewart
James	Connor	Tony Anderson	Matthew	Hulme	Fira Dvoskina / Nicole Boegman-Stewart
Emma	Cormack	Frances Lawson-Cohen	Samantha	Hulme	Nicole Boegman-Stewart
Emily	Costello	Michael Dooley	Stephanie	Hulme	Rudolf Sopko
Michael	Cox	Geoff Cox	Jamal	Hunt	Gavin Beahan
Aidan	Cranney	Matthew Horsnell	Frank	Idris	Roger Green
Courtney	Cross	John Sharpe	Natasha	Iorfino	Ron Bendall
Emily	Crutcher	Marilyn Pearson	Greg	Iosefo	Mick Zisti
Eden	Cunningham	Fred O'Connor	Michelle	Jeloudev	Fred O'Connor / Dan Suchy
Robert	Currer		Dale	Jenneke	Ron White
Duan	Daley	Max Debnam	Dale	Jenner	Fred O'Connor / Dan Suchy
Annabel	Davies	Nick Bennett	Brad	Jenner	Kevin Stone / Annette Tillman
Joshua	Davies	Grant Cremer/Phil Moore	Kurt	Jenner	Rudolf Sopko
Cassandra	Deegan	Bob Watson	Shannon	Jennings	Garry Kaan
Bridey	Delaney	Albie Thomas	Evan	Jennis	Sean Williams
Lee	Desmidt	Nicole Boegman-Stewart	James	Kaan	Penny Gillies
Ian	Dewhurst	Marilyn Pearson	Selma	Kajan	Tony Russell
Kristy	Dingwall	Denis Knowles	Briony	Kanard	Nicole Boegman
Chris	Dodd	Matthew Horsnell	Alicia	Keir	Kevin Stone
James	Dooley	Fira Dvoskina	Phoebe	Kershaw	Rick Watkins
Christie	Douglas	Michelle Douglas	Brook	Keys	Dennis Goodwin
Jacinta	Doyle	Paul Hallam	Tayla	King	Trevor Height
Andrew	Doyle	Ian Garrett	Trychelle	Kingdom	John Lang
Claire	Doyle	Sean Williams	Alison	Korotkich	Fred O'Connor
Dylan	Dudley	Tony Anderson	Elliott	Lang	Valmai Loomes
Laura	Duncan	Harry Riley	Stephanie	Langridge	Dennis Knowles
			Matthew	Lee	
			Tepa	Lemi	

2008 EAP SQUAD

Brad	Leonard	Lindsay Watson	Melissa	Prior	David Prior
Janine	Liversage	Phil Moore / Grant Cremer	Matthew	Rando	John Atterton
Melissa	Logan	Ian Hatfield	Ian	Rayson	Anne Saville
Vika	Lolo	Ernie Shankelton	Zachary	Rea	Sean Williams
Shane	Loveridge	Roger Green	Christopher	Retallick	Peter Lawler
Blake	Lucas	Craig Schulstad	David	Ricketts	Ian Hatfield
Brock	Mackay	Allan Mackay	Carly	Rodger	Max Wilkinson / Bridgett Bannister
Mia	Mackinnon	Ian Garrett	Anneliese	Rubie	John Atterton
David	Mainwaring	Kevin Wills	Mitchell	Ryan	Tony Anderson
Kyle	Malone	Marilyn Pearson	Rhearne	Ryan	Gordon Costello
Clare	Maloney	Darren Wensor	William	Sacilotto	Jorg Probst
Chloe	Marino	Kristy May	Talissa	Scott	Rick Watkins / Don Hodgekiss
Emma	Marks	Terry Marks / Jim Gumbleton	Bradley	Sharne	Roger Green
Christopher	Martin	Max Wilkinson	Jamie	Sherson	Lindsay Watson
Benjamin	Martin	Bob Dunk	Gabrielle	Simpson	Aydan Tuohy
Sam	Martyn	Geoff Lockhart	Shani	Sleeman	Michael Hamlyn-Harris
Lachlan	Maxwell	Fred O'Connor	Daniel	Small	Dan Suchy
Chris	McDonald	Ken Green	Raymond	Smith	Fira Dvoskina
Robert	McIntyre	Peter Crombie	Thomas	Soliman	Sheridan Goh
Alexis	McKillop	Sean Williams	Liam	Speers	Ken Holder
Lauren	McKillop	Sean Williams	Dallan	Stanton	Rosemary Clarke
Charlotte	McLeish-Kinch	Warren Medcalf	Jake	Stein	Philip Stein / Marilyn Pearson
William	McNamara	Tony McNamara	Sam	Stevens	Clayton Kearney
Barton	McPherson	Geoff Lockhart	Celia	Sullohern	Graeme Heape
Shivone	McPhie	Nicole Boegman-Stewart	Harry	Summers	Sean Williams
Nathan	McRae	Dan Suchy	Ben	Talakai	Denis Knowles
Courtney	Miller	Mark Taylor	Daniel	Talevski	Gavin Beahan
Ethan	Millward	Warren Medcalf	Trudy	Thompson	Percy Sales / Ian Garrett / Matt Horsell
Kevin	Moore	Larry Spencer / Wayne Luckey	Sarah	Thomson	Rob Medicott
Abby	Moroney	David Prior	John	Tilden	Kevin McGarry
Ruby	Morris	Maureen Morris	Matthew	Timson	Marilyn Pearson
Tracey	Morton	John Atterton / Michelle Morton	Brianna	Tisdell	John Atterton
Karlie	Morton	John Atterton / Michelle Morton	Michael	Todd	John Atterton
Derek	Mulhearn	Jenny Lingley	Sianne	Toemoe	Paul Hallam
Jordan	Mulhearn	Jenny Lingley	Laura	Turner	Larry Spencer
Ashleigh	Mumberson	David Prior	Mitchell	Tysoe	Jorg Probst / Denis Knowles
Amy	Nelson	Marilyn Pearson	Curtis	Vella	Wayne Venzauskas
Ella	Nelson	Michael Dooley	Joshua	Venzlauskas	Sean Williams
Amy	Neville	Sean Williams	Todd	Wakefield	Richard Turnbull
Andrew	Neville	Dan Suchy / Fred O'Connor	Veronica	Wallington	Warren Medcalf
Shane	Nicholls	Marilyn Pearson	Zac	Walpole	John Atterton
James	Nipperess	Albie Thomas	Emma	Walsh	Kevin Stone
Courtney	Owens	Fira Dvoskina	Steven	Washburn	Marina Watton
Sally	Page	Ray Russell	Kimberly	Watton	Gareth Watkins / Cathalina Walsh
Cameron	Page	Kevin Wills	Mark	Watts	Don Brodie
Larissa	Pasternasky	Jon Harwood	Charlotte	Wilson	Daniel Lawton / B&C Smith
Niketa	Patterson	Penny Gillies	Elana	Withnall	Michael Dooley
Christie	Pearson	Con Lekkas	Sarah	Wood	
Amy	Pejkovic	John Sharpe	Hannah	Wrigley	
Shannon	Petrovic	Lawrie Barclay			
Elzaan	Pienaar	Nicole Boegman-Stewart			
Josh	Plummer	Marilyn Pearson			
Natalie	Prior	Ernie Shankelton			

MEMBERSHIP STATISTICS

FOR ANNUAL REPORT 2007-2008 SEASON

COMPARISON OF REGISTRATIONS - RENEWALS IN DIFFERENT REGISTRATION CATEGORIES.

2007-2008	ATHLETES	ASSOCIATES	TECHNICAL OFFICIALS	TOTAL
	(Club Athletes)(Club Officials and Coaches) (AA Accredited)			
Members	3867	380	170	4548
% Renewals	62%	50%	70%	61%

2006-2007	ATHLETES	ASSOCIATES	TECHNICAL OFFICIALS	TOTAL
	(Club Athletes)(Club Officials and Coaches) (AA Accredited)			
Members	3792	431	166	4513
% Renewals	59%	49%	68%	59%


A 'Renewal' is a registered member who was also registered in the previous season.

AGE STRUCTURE OF REGISTERED ATHLETES FOR ANNUAL REPORT 2006-2007

AGE GROUP	2007-2008			2006-2007		
	Total	Female	Male	Total	Female	Male
U12	305	153	152	284	152	132
U14	518	296	222	484	254	230
U16	647	339	308	673	363	310
U18	578	258	320	727	323	404
U20	320	135	185	296	139	157
U30	588	239	349	520	221	299
30-34yrs	166	56	110	168	67	101
35-39yrs	180	70	110	176	74	102
40-44yrs	216	94	122	208	87	121
45-49yrs	258	87	171	245	81	164
50-54yrs	177	47	130	166	51	115
55-59yrs	131	34	97	129	31	98
60-64yrs	77	11	66	72	13	59
over 65yrs	86	12	74	75	7	68
TOTAL	4247	1831	2416	4223	1863	2360

Ages are at 31 March at end of registration season.

Club athlete associates are included as athletes.



METROPOLITAN CLUBS

Club Name	2006-07	2006-07 Athletes			2006-07 Technical officials, club officials and coaches			2005-06
	Total	F+M	Female	Male	F+M	Female	Male	Total
Asics Wests Track & Field Club Inc	153	141	58	83	12	4	8	132
Athletics East	30	23	6	17	7	3	4	32
Athletics NSW Limited	74	57	27	30	17	8	9	64
Bankstown Sports Senior Athletic Club Inc	210	208	76	132	2		2	210
Barker College Athletics Club	5	5	1	4				8
Blacktown City Athletics Club Ltd	74	70	32	38	4	2	2	71
Camden Athletics Club	6	6	2	4				6
Campbelltown UWS Collegians Athletics Club Inc	177	168	73	95	9	2	7	158
Cherrybrook Senior & Little Athletics Centre Inc.	83	74	40	34	9	5	4	60
Cumberland Ryde-Hornsby Athletics Club Inc.	8	5		5	3	1	2	13
Fairfield City Little Athletics & Amateur Athletics Centre	2	0			2		2	6
Girraween Athletics Club	83	82	27	55	1		1	104
Hills District Athletics Club	127	117	51	66	10	3	7	164
Illawong & Districts Senior Athletic Club	194	190	89	101	4	1	3	220
Mt Pritchard and District Athletics Club	34	34	12	22				46
Nepean District Athletic Club	111	98	57	41	13	5	8	85
NSW Masters Athletics Inc.	24	22	4	18	2	2		18
Parramatta City Track & Field Athletic Club	75	75	30	45				55
Penrith Valley Athletics Club	2	2		2				9
Randwick Botany Harriers Athletics Club	193	164	59	105	29	12	17	174
Ryde Athletics Centre Inc	87	77	36	41	10	6	4	85
Smithfield Athletics Inc	7	7	3	4			24	
South Sydney Athletics	55	47	23	24	8	6	2	64
St. George District Athletic Club Inc.	170	157	49	108	13	8	5	191
Sutherland District Athletics Club	242	238	109	129	4	2	2	239
Sydney Pacific Athletics Club Ltd	114	105	42	63	9	3	6	99
Sydney Striders Road Runners Club Inc.	53	52	13	39	1	1		57
Sydney University Athletics Club	57	55	21	34	2		2	51
Trinity-PLC Sydney Athletics Club	39	38	9	29	1		1	29
U.T.S. Northern Suburbs Athletic Club Inc.	287	270	119	151	17	7	10	269
University of New South Wales Athletics Club	30	30	2	28				28
Werrington Athletics and Little Athletics Centre Inc								7
Westfields Athletics Club Inc.	110	98	46	52	12	3	9	107
Woodstock Runners	6	2	1	1	4	1	3	6
Metropolitan Club TOTALS	2922	2717	1117	1600	205	85	120	2891
Country Club TOTALS	1626	1530	714	816	96	41	55	1622
STATE TOTALS	4548	4247	1831	2416	301	126	175	4513

MEMBERSHIP STATISTICS

FOR ANNUAL REPORT 2007-2008 SEASON

COUNTRY CLUBS

Club Name	2006-07	2006-07 Athletes			2006-07 Technical officials, club officials and coaches			2005-06
	Total	F+M	Female	Male	F+M	Female	Male	Total
Blue Mountains Region								
Bathurst Athletic Club Inc.	7	7	4	3				7
Blue Mountains Athletics	107	106	49	57	1		1	116
Central Coast Region								
Gosford Athletics Inc.	84	80	44	36	4	1	3	99
Mingara Athletics Club Inc.	103	99	30	69	4		4	91
Terrigal / Wamberal Athletics Club	1	1	1					3
Toukley Athletics Club	15	13	10	3	2	1	1	4
Wyong Athletics Centre Inc	39	30	14	16	9	4	5	36
Hunter Region								
Aberdeen Senior & Little Athletics Centre Inc.	4	4	4					9
Camden Haven Athletic Club								5
Cessnock Athletics Centre Inc	12	12	6	6				7
East Lakes Athletic Centre Inc.	5	3	1	2	2	1	1	23
East Maitland Athletics Club	5	5	2	3				6
Edgeworth and Districts LA Centre Inc	14	13	5	8	1		1	9
Forster Athletics Club	65	62	36	26	3	2	1	60
Hunter Track and Field Athletics Club	108	94	59	35	14	4	10	87
Kotara South Amateur Athletics Club	11	8	3	5	3	2	1	14
Macquarie Shores Athletics Centre Inc.	6	6	1	5				3
Maitland Senior and Little Athletic Club Inc.	31	31	13	18				38
Muswellbrook Athletic Club	3	3	2	1				5
Newcastle Veterans Athletics Club	77	77	22	55				74
Port Macquarie Seniors Athletic Club Inc.	36	36	17	19				27
Port Stephens Athletics Club	6	6	5	1				14
Raymond Terrace Athletic Centre Inc.	23	22	8	14	1	1		38
Scone Amateur Athletics Club	24	23	11	12	1		1	30
Singleton Athletics Club Inc.	1	1	1					3
Taree Athletics Club								3
Wallsend RSL Athletic Club	61	54	31	23	7	2	5	81
Westlakes Athletic Club Inc.	54	43	18	25	11	5	6	46
Woodberry & Districts Athletic Centre Inc	38	34	16	18	4		4	35
North Coast Region								
Ballina Athletics Club Inc	10	9	3	6	1		1	15
Brunswick Byron Athletics Club	10	8	2	6	2	2		9
Coffs Harbour Track and Field								2
Grafton Athletics Club Inc.	8	8	2	6				7
Lismore Athletic Club	12	12	6	6				12
Stuarts Point & District Little Athletics Centre & Seniors Inc	19	11	5	6	8	7	1	22
Woolgoolga Athletic Club (Inc.)	19	19	12	7				27

MEMBERSHIP STATISTICS

FOR ANNUAL REPORT 2007–2008 SEASON

COUNTRY CLUBS

Club Name	2006-07	2006-07 Athletes			2006-07 Technical officials, club officials and coaches			2005-06
	Total	F+M	Female	Male	F+M	Female	Male	Total
North West Region								
Armidale Athletics Club	34	34	13	21				47
Athletics Glen Innes Incorporated	5	5	2	3				4
Tamworth Athletics Club								10
Riverina Region								
Griffith & District Athletics Club	5	5	3	2				4
Koorngal -Wagga Athletics Club Inc.	18	18	11	7				17
Leeton Athletics Club	2	2	1	1				4
Young and District Athletics Centre	4	4	2	2				4
South Coast Region								
Athletics Wollongong Inc.	82	80	40	40	2	1	1	54
Goulburn Athletics Club	4	4		4				4
Illawarra Blue Stars Athletic Club Inc	119	112	59	53	7	3	4	106
Kembla Joggers Inc.	132	128	53	75	4	2	2	132
Nowra Athletics Club	178	173	79	94	5	3	2	138
Western Region								
Cobar Athletics Club	2	2	1	1				5
Dubbo Athletics Club Inc.	11	11	6	5				20
Dubbo RSL Youth Club Athletic Division	1	1		1				3
Orange Runners Club	9	9	1	8				1
Wellington Athletics Inc	2	2		2				2
Country Club TOTALS	1626	1530	714	816	96	41	55	1622



2007-2008 NSW CHAMPIONS

Men	Club	Performance	Event	Women	Club	Performance
Open						
Matt Shirvington	ASW	10.51	100m	Olivia Tauro	HIL	11.73
Daniel Batman	SUT	20.71	200m	Olivia Tauro	HIL	23.62
Joel Milburn	ASW	45.19	400m	Jaimee-Lee Starr	WOL	54.29
Lachlan Renshaw	SYU	1:48.30	800m	Trychelle Kingdom	UTS	2:08.46
Lachlan Chisholm	SYU	3:41.84	1500m	Veronique Molan	SYU	4:19.97
Ben St Lawrence	STG	7:55.39	3000m	Chloe Tighe	CBT	9:28.51
Jeffrey Hunt	RBH	14:30.00	5000m	Emma Rilen	SYU	16:29.50
Russell Dessaix-Chin	SYU	29:29.4	10000m	Hollie Emery	BMA	35:18.67
Luke Adams	BAN	19:38.50	5000m Walk	Natalie Saville	RBH	22:53.00
Justin Merlino	SYU	13.85	110m / 100m Hurdles	Jessie Shea	BAN	14.88
James Roff	RBH	52.49	400m Hurdles	Amanda Morris	MIN	61.30
Jeffrey Hunt	RBH	8:51.99	3000m Steeplechase	Lauren McKillop	RBH	10:54.50
Nick Moroney	HUN	2.20m	High Jump	Trudy Thompson	WYO	1.75m
Blake Lucas	CBT	4.80m	Pole Vault	Amanda Bartrim	GOS	3.60m
Fabrice Lapierre	WES	7.75m	Long Jump	Fleur Castlereagh	SUT	5.88m
Alexander Stewart	ASW	15.55m	Triple Jump	Lisa Morrison	PAR	13.04m
Stuart Gyngell	MIN	18.42m	Shot Put	Dani Samuels	WES	15.68m
Ben Harradine	HUN	59.98m	Discus	Dani Samuels	WES	61.38m
Mark Dickson	WES	63.24m	Hammer	Bronwyn Eagles	CBT	62.03m
Will Hamlyn-Harris	UNS	73.97m	Javelin	Karen Clarke	IND	44.34m
Michael Barber	HIL	5446pts	Decathlon / Heptathlon	Jessica Fisher	HIL	4327pts
Jeffrey Hunt	RBH	36:57	8.5km / 5km Short Course	Angella Leadbeater	HUN	18.49
Jeffrey Hunt	RBH	39:18	12km / 8km Cross Country	Eliza Stewart	UTS	29.16
Michael Harrison	SYU	32:20	10km / 4km Novice	Celia Sullohern	BMA	13.49
Scott Westcott	HUN	64:52	Half Marathon	Eliza Stewart	UTS	75.56
Damon Harris	SGD	2:27:58	Marathon	Verity Tolhurst	SUT	2:52:13
Jeffrey Hunt	RBH	31:15	10km Road Race	Eliza Stewart	UTS	35:03
Ian Rayson	MIN	31:49.0	20km / 15km Road Walk	Cheryl Webb	BLA	1:09:01.0
Troy Sundstrom	IBS	2:36:06.0	30km / 20km Road Walk	Fiona Alldis	UTS	46:13.0
Under 23						
Matt Lynch	MIN	10.84	100m	Alison Glapa	HUN	12.37
Richard Haggie	SYP	21.68	200m	Jaimee-Lee Starr	WOL	23.90
Martin Smellie	SYP	46.93	400m	Sarah Salmon	BAN	57.50
James Matthews	ILL	1:56.67	800m	Naomi Berry	BAN	2:22.07
Matthew Rando	UTN	4:00.71	1500m	Kathryn Archbold	SYU	4:58.38
Vincent Shepard	BLA	15:03.11	5000m	Eliza Stewart	UTN	16:33.66
			5000m Walk	Susan Knapton	NEP	25:06.73
Daniel Small	WES	14.27	110m / 100m Hurdles	Jessie Shea	BAN	14.80
Ben Colless	UTN	59.13	400m Hurdles	Amanda Morris	MIN	63.09
James Perrett	BMA	10:21.63	3000m Steeplechase			
Dean Wood	ASW	2.17m	High Jump			
Matthew Fryer	CAM	4.20m	Pole Vault	Choi Yun-hee	KOR	3.80m
Josh Plummer	ASW	6.29m	Long Jump	Alice Horsnell	MIN	5.04m
Josh Plummer	ASW	14.00m	Triple Jump			
Saverio Trimboli	GRI	12.57m	Shot Put	Dani Samuels	WES	15.43m
William Higgins	CAM	44.22	Discus	Dani Samuels	WES	59.87m
William Higgins	CAM	49.32m	Hammer	Lisa Craig	IBS	47.20m
Beau Plummer	ASW	38.49m	Javelin	Kirsty May	CAM	44.44m

Men	Club	Performance	Event	Women	Club	Performance
Under 20						
Rodney Blair	HUN	10.95	100m	Eloise Graf	SUT	12.26
Daniel Arda	BAN	21.73	200m	Jasmine Everett	ILL	24.95
Robert McIntyre	SYP	48.26	400m	Sianne Toemoe	UTN	56.66
David Bradney	HUN	1:54.40	800m	Sianne Toemoe	UTN	2:08.30
James Nipperess	SGD	3:56.87	1500m	Alexis McKillop	RBH	4:36.72
Harry Summers	RBH	15:15.04	5000m / 3000m	Lauren McKillop	RBH	9:53.33
Kyle Malone	NEP	23:35.86	5000m Walk	Melissa Hayes	ASW	23:33.72
James Johnson	WES	14.98	110m / 100m Hurdles	Caryn Brett	WTL	15.04
Ian Dewhurst	ASW	54.17	400m Hurdles	Melissa Logan	KEJ	65.81
Jordan Smith	UTN	10:10.60	2/3000m Steeplechase	Alexis McKillop	RBH	7:09.1
Chris Dodd	MIN	2.08m	High Jump	Trudy Thompson	WYO	1.75m
Angus McEntyre	SYP	3.10m	Pole Vault	Amanda Bartrim	GOS	3.71
Rodney Blair	HUN	7.50m	Long Jump	Caryn Brett	WTL	5.58m
Robert Falchi	BAN	14.81m	Triple Jump	Kirsten Bannister	ILL	12.06m
Emanuele Fuamatu	BAN	19.10m	Shot Put	Lomana, Fagatuai	BAN	14.68m
Shane Loveridge	ILL	46.79m	Discus	Christie Chamberlain	WES	47.72m
Brock Bower	FOR	38.90m	Hammer	Natalie Prior	CAM	53.86m
Jamal Idris	BAN	63.07m	Javelin	Karen Clarke		46.21m
Robert Suapopo	UNS	4675	Decathlon / Heptathlon	Trudy Thompson	WYO	4289
Ben Guest	GOS	16:50.0	5km Short Course	Lara Tamsett	SYU	18:21.0
Christopher McDonald	RBH	28.24	8km/6km Cross Country	Rebecca Lowe	RBH	21.55
Liam Ridings	PAR	26:39	8km/6km Road Race	Lara Tamsett	SYU	21.47
Derek Mulhearn	PAR	47:50	10km Road Walk	Fiona Alldis	UTN	50:05
Ian Rayson	MIN	1:33:47.0	20km / 15km Road Walk	Cassandra Staples	CAM	1:28:55.0
Under 18						
Patrick Fakiye	BAN	10.92	100m	Eloise Graf	SUT	12.69
Jack Hammond	ILL	22.28	200m	Tracey Morton	UTN	25.33
Robert McIntyre	SYP	48.85	400m	Alicia Keir	ILL	56.53
Michael Todd	RYD	1:56.60	800m	Jenny Blundell	CHE	2:14.41
Michael Todd	RYD	4:03.57	1500m	Kristy Colman	RBH	4:43.51
Clint McGee	NEP	9:09.06	3000m	Kristy Colman	RBH	10:03.46
Jordan Mulhearn	PAR	13:45.50	3000m Walk	Amy Bettioul	NEP	15:08.13
James Dooley	UTN	15.01	110m / 100m Hurdles	Madeleine Powell	GOS	14.99
Anthony Costello	ILL	57.24	400m Hurdles	Melissa Logan	KEJ	1:05.76
Clint McGee	NEP	6:37.76	2000m Steeplechase	Charlotte Wilson	ASW	7:35.7
Andrew Neville	WES	1.90m	High Jump	Amy Pejovic	CHE	1.76m
Marvin Goessler	UTN	3.60m	Pole Vault	Amanda Bartrim	GOS	3.65m
Chris Lill	FOR	6.59m	Long Jump	Phoebe Kershaw	UTN	5.50m
Dallan Stanton	KOO	13.77m	Triple Jump	Phoebe Kershaw	UTN	11.56m
Liam Speers	HUN	16.53m	Shot Put	Natasha Iosefo	SGD	10.78m
Liam Speers	HUN	49.14m	Discus	Alix Kennedy	SGD	40.26m
Brock Bower	FOR	44.44m	Hammer	Shannon Petrovic	WES	40.29m
Brock Bower	FOR	60.39m	Javelin	Sonya Kelly	SGD	34.40m
John Crandell	ASW	5496	Decathlon / Heptathlon	Sophie Stanwell	HUN	4245
Cameron Page	GOS	16:17	5km / 3km Short Course	Hollie Emery	BMA	10:54
James Nipperess	SGD	18:53	6km/4km Cross Country	Hollie Emery	BMA	14:57
Ryan Gregson	KEJ	15:34	5km/4km Road Race	Hollie Emery	BMA	13:56
Brook Keys	NEP	38:53	8km Road Walk	Jessica Bennet	PAR	48:07

2007-2008 NSW CHAMPIONS

Men	Club	Performance	Event	Women	Club	Performance
Under 16						
Matthew Hulme	SYP	11.77	100m	Jaimee Bannister	ILL	12.73
Kurt Jenner	WES	23.22	200m	Ella Nelson	ILL	24.85
Michael Rumiz	SGD	53.79	400m	Nicola Keane	SUT	59.22
Zachary Rea	RBH	2:09.20	800m	Hannah Wrigley	ILL	2:18.81
Zachary Rea	RBH	4:23.5	1500m	Hannah Wrigley	ILL	4:48.98
Robert Lister	ILL	9:57.4	3000m	Lauren Parsons	SUT	10:49.54
Steven Washburn	NEP	15:15.5	3000m Walk	Shannon Jennings	NEP	14:28.2
Matthew Hulme	SYP	14.01	100m / 90m Hurdles	Courtney Owens	TGS	13.35
Jake Stein	NEP	28.89	200m Hurdles	Courtney Owens	TGS	30.19
Josh Davies	RBH	6:45.24	2000m Steeplechase	Tara Vance	RYD	7:38.8
Shane Nicholls	ASW	1.87m	High Jump	Shani Sleeman	SUT	1.76m
Brad Jenner	WES	3.30m	Pole Vault			
Kurt Jenner	WES	6.72m	Long Jump	Amy PejkoVIC	CHE	5.46m
Shane Nicholls	ASW	12.55m	Triple Jump	Tayla King	IBS	11.44m
Matthew Mountfort	UTN	13.89m	Shot Put	Lee Mi-an	KOR	11.79m
Aidan Anderson	RBH	51.01m	Discus	Abby Moroney	CBT	32.21m
Antonio Inzitari	CBT	38.63m	Hammer	Vivian, Wilton	CBT	35.39
Shane Nicholls	ASW	52.73m	Javelin	Brittany Williams	HUN	31.10m
Jake Stein	NEP	3516	Heptathlon	Eliza Cepak	UTN	2901
Joshua Johnson	RBH	9:57	3km Short Course	Celia Sullohern	BMA	11:11
Joshua Johnson	RBH	13.35	4km Cross Country	Charlotte Wilson	ASW	16.08
James Connor	CBT	13:50	4km Road Race	Celia Sullohern	BMA	14.33
Jordan Mulhearn	PAR	14:19	3km Road Walk	Tegan Hope	SOS	16:51
Jordan Mulhearn	PAR	24:59	5km Road Walk	Amy Bettiol	NEP	27:36
Under 14						
Josh Davies	RBH	6:52	2km Short Course	Chloe-Douglas Savage	SUT	7:52
Jack Stapleton	PAR	10:17	3km / 3km Cross Country	Chloe-Douglas Savage	SUT	11:18
Kyle Eardley	KEJ	10:40	3km Road Race	Sarah Carli	KEJ	11:37
Nathan Fazldad	NEP	9:38	2km Walk	Amy Bettiol	NEP	10:03
Under 12						
Pierce Coles-Sinclair	ILL	5:18	1.5km Short Course	Georgia Wassall	GOS	5:41
Morgan McDoland	RBH	6:57	2km / 2km Cross Country	Carolena Kostas	SGD	8:00
Pierce Coles-Sinclair	ILL	7:00	2km Road Race	Katie Gamble	HLD	7:26
			1km Walk	Tayla-Paige Billington	NEP	5:04
Masters						
30-34yrs						
			60m	Danielle Szakacs	KEJ	8.51
Michael Grogan	BLA	14.27	100m	Rachael Jackson	RYD	11.99
Michael Grogan	BLA	28.99	200m	Danielle Szakacs	KEJ	27.1h
Daniel Brien	BLA	56.87	400m	Vanessa Beddie	NEP	2:03.08h
Michael Doggett	ASW	1:59.88	800m			
Michael Doggett	ASW	4:12.43	1500m			
Gary Howard	RBH	16:34.78	5000m	Belinda Schipp	HIL	17:30.26
			5000m Walk			
			110m / 100m Hurdles			
			400m Hurdles			

Men	Club	Performance	Event	Women	Club	Performance
30-34yrs						
			3000m/2000m Steeplechase			
			High Jump	Vanessa Beddie	NEP	0.90m
			Pole Vault			
			Long Jump	Cheri Womsley	GIR	1.91m
			Triple Jump	Vanessa Beddie	NEP	4.55m
Michael Grogan	BLA	7.37m	Shot Put	Tatiana Sudarikova	NMA	10.53m
			Discus	Vanessa Beddie	NEP	13.77m
			Hammer	Vanessa Beddie	NEP	14.06m
Daniel Brown	BMA	45.83m	Javelin	Vanessa Beddie	NEP	13.57m
			Weight Throw	Tatiana Sudarikova	NMA	10.88m
Anthony Butt	NEP	2332	Pentathlon			
35-39yrs						
Ernest Leseberg	SYP	7.15	60m	Ranell Hobson	IBS	8.16
Sheldon Cummins	UTN	11.49	100m	Ranell Hobson	IBS	12.75
Ernest Leseberg	SYP	22.8	200m	Ranell Hobson	IBS	26.4h
Sheldon Cummins	UTN	54.06	400m	Rachel Jay	ASW	59.36
EJ Davie	SSR	2:36.53	800m	Daniele Porter	SUT	2:24.07
James Jeffrey	SSR	4:26.37	1500m	Mary Fien	UTN	5:06.65
Nick Bennett	SUT	15:57.79	5000m			
			5000m Walk	Fiona Porley	BMA	34:18.26
			100m Hurdles	Ranell Hobson	IBS	17.55
Krzysztof Wardecki	SYP	18.99	110m Hurdles			
Matthew Hales	SYP	1:00.58	400m Hurdles			
			2000m Steeplechase	Mary Fien	UTN	8:06.73
Gavin Lowder	ILL	1.5m	High Jump	Lynette Smith	GIR	1.61m
Brett Kingston	BMA	1.70m	Pole Vault			
Krzysztof Wardecki	SYP	5.56m	Long Jump	Sue Ward	SUT	4.98m
Gavin Lowder	ILL	10.68m	Triple Jump	Sue Ward	SUT	10.68m
Kip Hobson	NMA	7.82m	Shot Put	Lynette Smith	GIR	10.07m
Gavin Lowder	ILL	28.05m	Discus	Lynette Smith	GIR	33.77m
Brett Kingston	BMA	30.03m	Hammer	Melissa Bonser	UTN	32.59m
Brett Kingston	BMA	30.72m	Javelin	Lynette Smith	GIR	36.12m
Brett Kingston	BMA	7.67m	Weight Throw	Melissa Bonser	UTN	11.01m
			Pentathlon	Lynette Smith	GIR	2749
Nick Cope	RBH	28:30	8km / 5km Short Course	Angela Williams	HIL	20:01
Richard Roberts	ASW	41:51	12km / 8km Cross Country	Cindy King	RBH	33:28
Nick Cope	MIN	71:21	Half Marathon	Leanne Rudloff	SUT	88:24
Nick Cope	RBH	32:15	10km Road Race	Sue Thompson	SUT	39:58
David Smyth	RBH	28:18	5km Road Walk	Michelle Cruickshank	NEP	29:40
David Smyth	RBH	57:45	10km Road Walk	Michelle Cruickshank	NEP	64:34
40-44yrs						
Gavin Holland	SYP	7.69	60m	Gianna Mogentale	IBS	7.88
Gavin Holland	SYP	12.21	100m	Gianna Mogentale	IBS	12.25
Michael Lynch	SYP	24.66	200m	Gianna Mogentale	IBS	25.49
Michael Lynch	SYP	53.12	400m	Gianna Mogentale	IBS	59.05
Michael Lynch	SYP	2:03.72	800m	Gianna Mogentale	IBS	2:23.41
James Harrison	BAN	4:12.79	1500m	Kerryn Taylor	BAN	4:59.79

2007-2008 NSW CHAMPIONS

Men	Club	Performance	Event	Women	Club	Performance
40-44yrs						
James Harrison	BAN	19:24.22	5000m			
			5000m Walk	Maryanne Shaw	BMA	31:00.14
			80m Hurdles	Jacqueline Bezuidenhout	UTN	14.06
Anthony O'Connor	NMA	20.03	110m Hurdles			
Anthony O'Connor	NMA	1:08.93	400m Hurdles	Donna Hiscox	IBS	1:22.09
Garry Womsley	GIR	12:54.43	3000m Steeplechase			
			High Jump	Kylie Strong	ILL	1.35m
			Pole Vault			
Garry Doyle	ILL	4.58m	Long Jump	Kylie Strong	ILL	5.15m
			Triple Jump	Gianna Mogentale	IBS	10.57m
Stuart Gyngell	MIN	17.92m	Shot Put	Gabi Watts	NEP	10.42m
Stuart Gyngell	MIN	49.28m	Discus	Gabi Watts	NEP	33.24m
Stuart Gyngell	MIN	44.78m	Hammer	Caroline Layt	UTN	35.44m
Stuart Gyngell	MIN	38.00m	Javelin	Kim Debrot	IBS	18.31m
Stuart Gyngell	MIN	14.01m	Weight Throw	Gabi Watts	NEP	11.88m
Matt Stenning	GIR	1751	Pentathlon			
Raymond Wareham	SSR	30:32	8km / 5km Short Course	Kerryn Taylor	BAN	22:47
Paul Arthur	MIN	41:35	12km / 8km Cross Country	Kerryn Taylor	BAN	35:51
Paul Arthur	MIN	32:59	10km Road Race	Lynn Delaney	SGD	44:21
45-49yrs						
David Isackson	SYP	7.47	60m	Annette Mead	IBS	10.02
David Isackson	SYP	11.81	100m	Jennifer Jansson	RBH	14.02
David Isackson	SYP	23.58	200m	Jennifer Jansson	RBH	29.03
Glen Ritchie	ASW	56.10	400m	Julie Peksis	GOS	1:10.50
Glen Ritchie	ASW	2:11.41	800m	Julie Peksis	GOS	2:44.13
Glen Ritchie	ASW	4:34.83	1500m	Margaret Beardslee	MIN	5:14.55
Marco Bareiss	ILL	17:23.52	5000m	Karen Petley	NMA	22:08.00
Gregory Rowe	MIN	29:16.06	5000m Walk	Salvina Agius	NEP	34:44.21
George Jankowski	HIL	22.22	110m Hurdles			
Kevin Fisher	PAR	1:12.07	400m Hurdles	Margaret Walker	CHE	1:42.75
Marco Bareiss	ILL	11:08.05	3000m Steeplechase	Caroline Yarnell	SSR	9:27.71
Volodymyr Shelever	BAN	1.80m	High Jump	Mary Willis	CBT	1.15m
William Tyler	WOL	3.00m	Pole Vault			
Graeme Mell	BMA	5.35m	Long Jump	Mary Willis	CBT	3.39m
Volodymyr Shelever	BAN	11.86m	Triple Jump			
Simon Butler-White	NMA	9.78m	Shot Put	Wendy Hord	BLA	7.34m
Simon Butler-White	NMA	28.86m	Discus	Jenny Buhler	PAR	18.61m
Sergei Zablotkii	NMA	45.73m	Hammer	Jenny Buhler	PAR	19.64m
Michael Ball	WOL	40.56m	Javelin	Wendy Hord	BLA	16.49m
Mark Cepak	UTN	9.73m	Weight Throw	Jenny Buhler	PAR	6.55m
Kevin Fisher	PAR	2412	Pentathlon	Suzanne Gore	RYD	1873
Glen Ritchie	ASW	31:14	8km / 5km Short Course	Margaret Beardslee	MIN	21:14
Robert Spilling	BMA	44:42	12km / 8km Cross Country	Margaret Beardslee	MIN	35:08
Robert Spilling	BMA	72:37	Half Marathon	Rosemary Roediger	HIL	89:09
Robert Spilling	BMA	34:02	10km Road Race	Sandra Turner	SUT	45:51
Anthony Albanese	SOS	27:17	5km Road Walk	Salvina Agius	NEP	32:27
Anthony Albanese	SOS	58:47	10km Road Walk	Nancy Lloyd	UTN	65:59

Men	Club	Performance	Event	Women	Club	Performance
50-54yrs						
Greg Hepburn	CBT	8.21	60m	Trish Stallard	WAL	10.67
Greg Hepburn	CBT	12.85	100m	Trish Stallard	WAL	17.08
Greg Hepburn	CBT	25.96	200m	Trish Stallard	WAL	35.91
Daniel Hasler	SYP	59.52	400m	Lynn Fennamore	COB	1:31.63
Peter Dooley	NOW	2:12.05	800m	Lynn Fennamore	COB	3:25.93
Peter Dooley	NOW	4:37.04	1500m	Lynn Fennamore	COB	6:39.14
Barry Willis	MIN	17:17.60	5000m	Rosemary Roediger	HIL	19:19.23
Robert Osborne	NEP	31:06.20	5000m Walk	Nancy Lloyd	UTN	32:59.59
			80m Hurdles	Kerrie Macey	CBT	16.06
Wayne Marriott	SYP	18.27	100m Hurdles			
			300m Hurdles	Trish Stallard	WAL	1:13.17
Brendan Dwyer	NMA	1:07.65	400m Hurdles			
			2000m Steeplechase	Trish Stallard	WAL	11:41.37
Leslie Gonye	UNS	13:59.15	3000m Steeplechase			
Robert Hanbury-Brown	NMA	1.50m	High Jump	Trish Stallard	WAL	1.10m
			Pole Vault	Trish Stallard	WAL	1.60m
Wayne Marriott	SYP	4.54m	Long Jump	Kerrie Macey	CBT	4.94m
			Triple Jump	Trish Stallard	WAL	7.15m
Robert Hanbury-Brown	NMA	10.89m	Shot Put	Jill Taylor	CHE	8.40m
Andrew Atkinson-Howatt	RYD	37.19m	Discus	Teri Short	WAL	20.68m
Lajos Joni	GIR	45.40m	Hammer	Vicki Clement	WES	23.12m
Andrew Atkinson-Howatt	RYD	46.98m	Javelin	Kerrie Macey	CBT	22.16m
Lajos Joni	GIR	16.14m	Weight Throw	Jill Taylor	CHE	9.68m
Andrew Atkinson-Howatt	RYD	2662	Pentathlon			
Barry Willis	MIN	32:14	8km / 5km Short Course	Rosemary Roediger	HIL	21:02
Barry Willis	MIN	47:05	12km / 8km Cross Country	Rosemary Roediger	HIL	34:41
Barry Willis	MIN	36:31	10km Road Race	Rosemary Roediger	HIL	42:36
55-59yrs						
John Van Stappen	IBS	7.95	60m	Rosalind Perry	WOL	10.90
John Van Stappen	IBS	12.42	100m			
John Van Stappen	IBS	25.45	200m			
Alan Carey	BLA	58.08	400m			
Stuart Hayward	TOU	2:13.55	800m			
			1500m			
			5000m			
			3000m Walk			
Dennis Williams	HIL	30:25.81	5000m Walk			
Clay Tompkins	UTN	16.39	100m Hurdles			
Neil Fowler	NEV	1:05.79	400m Hurdles			
			3000m Steeplechase			
Clay Tompkins	UTN	1.60m	High Jump			
			Pole Vault			
Clay Tompkins	UTN	5.60m	Long Jump			
Clay Tompkins	UTN	12.29m	Triple Jump			
Clay Tompkins	UTN	10.97m	Shot Put	Adriana Van Bockel	WOL	6.91m
Clay Tompkins	UTN	34.42m	Discus	Denise Palmer	ILL	27.20m
Geoffrey Fennamore	COB	17.56m	Hammer	Denise Palmer	ILL	32.17m
Ron Perkins	NMA	31.69m	Javelin	Adriana Van Bockel	WOL	17.75m
			Weight Throw	Adriana Van Bockel	WOL	7.94m
Doug Barrett	UTN	2182	Pentathlon			

2007-2008 NSW CHAMPIONS

Men	Club	Performance	Event	Women	Club	Performance
55-59yrs						
Chris Dwyer	BAN	19:21	5km Cross Country	Mary Sheean	BAN	23:05
John Walton	BAN	33:32	8km / 6km Cross Country	Maureen Cox	NOW	33:23
Chris Dwyer	BAN	72:26	Half Marathon	Gwenda Brokenshire	KEJ	106:27
Chris Dwyer	BAN	38:48	10km Road Race	Sue Fiegler	KEJ	43:58
			5km Road Walk	Judy Brown	GOS	38:39
Ken Smith	BAT	62:11	10km Road Walk	Kerry Fair	IBS	76:20
60-64yrs						
Peter Crombie	SYP	8.08	60m			
Peter Crombie	SYP	12.64	100m			
Peter Crombie	SYP	25.64	200m			
Peter Crombie	SYP	58.95	400m			
Leslie Gillies	ILL	2:28.72	800m	Lesley Eller	UTN	3:19.69
Donald Mathewson	HIL	5:04.95	1500m			
			3000m			
Phillip Donelan	ASW	37:20.04	5000m Walk			
Donald Mathewson	HIL	19:24.22	5000m			
Tom Barber	HIL	19.40	100m Hurdles			
			300m Hurdles			
			3000m Steeplechase			
Tom Barber	HIL	1.20m	High Jump			
			Pole Vault			
Tom Barber	HIL	3.24m	Long Jump			
			Triple Jump			
Jim Fitzgerald	PAR	8.78m	Shot Put	Mary Thomas	IBS	9.18m
Tom Barber	HIL	26.53m	Discus	Mary Thomas	IBS	23.02m
Jim Fitzgerald	PAR	23.29m	Hammer	Mary Thomas	IBS	30.33m
Tom Barber	HIL	22.09m	Javelin	Mary Thomas	IBS	29.99m
Tom Barber	HIL	8.71m	Weight Throw	Mary Thomas	IBS	11.62m
			Pentathlon			
Rod Arnold	SUT	20:08	5km Cross Country	Gwenda Brokenshire	KEJ	26:55
Rod Arnold	SUT	33:17	8km / 6km Cross Country	Jill Smith	NOW	33:06
Rod Arnold	SUT	41:58	10km Road Race	Dorothy Siepmann	BAN	55:29
65-69yrs						
Bruce Green	RBH	8.88	60m			
Tony Ireland	NMA	13.52	100m			
Tony Ireland	NMA	28.37	200m			
Tony Ireland	NMA	1:01.29	400m			
Tony Ireland	NMA	2:24.95	800m			
John Spinney	BMA	5:51.29	1500m			
John Spinney	BMA	21:50.99	5000m			
			5000m Walk	Joan Purcell	ASW	37:47.18
Albert Gay	CBT	19.96	100m Hurdles			
			300m Hurdles			
			3000m Steeplechase			
			High Jump			
Albert Gay	CBT	2.80m	Pole Vault			
Ken Goldman	RBH	2.91m	Long Jump			
Ken Goldman	RBH	5.16m	Triple Jump			

Men	Club	Performance	Event	Women	Club	Performance
65-69yrs						
Keith James	NMA	10.78m	Shot Put			
Keith James	NMA	42.08m	Discus			
Keith James	NMA	34.09m	Hammer			
Keith James	NMA	12.97m	Weight Throw			
Keith James	NMA	38.25m	Javelin			
Albert Gay	CBT	3082	Pentathlon			
John Spinney	BMA	23:27	5km Cross Country			
John Spinney	BMA	39:14	8km / 6km Cross Country			
Roger Hillsdon	BAN	101:22	Half Marathon	Dorothy Tanner	SUT	109:09
John Spinney	BMA	46:30	10km Road Race	Dorothy Tanner	SUT	51:15
Jim Seymon	UTN	30:22	5km Road Walk	Joan Purcell	ASW	35:22
Jim Seymon	UTN	61:00	10km Road Walk	Joan Purcell	ASW	72:59
70-74yrs						
Bernard Condon	NOW	9.34	60m			
Bernard Condon	NOW	14.92	100m			
Charles Hobden	UTN	32.96	200m			
Charles Hobden	UTN	1:16.75	400m			
			800m			
			1500m			
			5000m			
Jim Seymon	UTN	31:29.63	5000m Walk			
Peter McEneaney	NMA	17.29	80m Hurdles			
Peter McEneaney	NMA	59.8	300m Hurdles			
			3000m Steeplechase			
Mervyn Zeller	FOR	1.25m	High Jump			
			Pole Vault			
Morris David	RBH	3.45m	Long Jump			
Morris David	RBH	7.11m	Triple Jump			
Ron Simcock	WOL	10.95m	Shot Put			
Ron Simcock	WOL	30.90m	Discus			
David Bugden	CBT	40.51m	Hammer			
Ron Simcock	WOL	34.38m	Javelin			
David Bugden	CBT	13.82m	Weight Throw			
75-79yrs						
John Sturzaker	SYP	10.30	60m			
John Sturzaker	SYP	16.44	100m			
			200m			
			400m			
			800m			
			1500m			
			3000m			
			3000m Walk			
			80m Hurdles			
			300m Hurdles			
			3000m Steeplechase			
John Sturzaker	SYP	1.15m	High Jump			
			Pole Vault			
John Sturzaker	SYP	3.44m	Long Jump			
John Sturzaker	SYP	8.12m	Triple Jump			

2007-2008 NSW CHAMPIONS

Men	Club	Performance	Event	Women	Club	Performance
75-79yrs						
Tom Mullins	RBH	8.56m	Shot Put			
John Sturzaker	SYP	26.61m	Discus			
Tom Mullins	RBH	27.00m	Hammer			
Norm Windred	NMA	22.64m	Javelin			
John Sturzaker	SYP	10.74m	Weight Throw			
			Decathlon / Heptathlon			



NSW ROLL OF HONOUR

11th IAAF World Championships in Athletics, Osaka, Japan, 25 August - 2 September, 2007

Women

Jana Rawlinson	400m Hurdles	1st 53.31 (1st 53.57 in semi-final; 1st 54.77 in first-round)
Dani Samuels	Discus	6th 60.44m in qualifying round
Lisa Corrigan	1500m	12th 4:08.79 in semi-final (6th 4:11.11 in heat)
Jane Saville	20km Walk	Disqualified

Men

Luke Adams	20km Walk	7th 1:23:52
John Steffensen	400m	4th 44.95 in semi-final (2nd 44.82 in heat)
Matt Shirvington	4x100m	6th 38.73 in heat
Kurt Mulcahy	4x400m	6th 3:02.59 in heat
Joshua Ross	100m	8th 10.42 in quarter-final; 4th 10.34 in first-round)
Youcef Abdi	3000m Steeplechase	12th 9:51.33 in heat

5th IAAF World Youth Championships, Ostrava, Czech Republic, 11 - 15 July, 2007

Men

Ryan Gregson	1500m	5th 3:48.61 (3rd 3:56.82 in heat)
James Kaan	800m	6th 1:51.06 (2nd 1:51.22 in semi-final; 2nd 1:53.68 in heat)
Jamal Idris	Discus	10th 50.99m (5th 53.85m in qualifying round)
Blake Lucas	Pole Vault	No height in qualifying round

Women

Vika Lolo	Discus	6th 45.60m (4th 46.57m in qualifying round)
Jacinta Doyle	100m Hurdles	6th 13.80 (3rd 13.69 in semi-final; 2nd 13.65 in heat)
	100m	6th 12.10 in quarter-final (3rd 12.03 in first-round)
	Medley Relay	4th 2:09.96 (ran 200m leg)
Lomana Fagatuai	Shot Put	8th 13.71m (7th 13.23m in qualifying round)
Olivia Tauro	200m	3rd 24.13 in semi-final (1st 24.49 in first-round)
	100m	6th 12.10 in semi-final (4th 12.10 in quarter-final; 2nd 11.83 in first-round)
	Medley Relay	4th 2:09.96 (ran 300m leg)
Trudy Thompson	High Jump	8th 1.70m in qualifying round
Melissa Hayes	5000m Walk	14th 24:09.01
Mia MacKinnon	High Jump	10th 1.70m in qualifying round
Chloe Tighe	1500m	11th 4:51.68 in heat
Selma Kajan	800m	4th 2:12.78 in heat
	Medley Relay	4th 2:09.96 (ran 800m leg)

36th IAAF World Cross Country Championships, Edinburgh, Scotland, 30 March, 2007

Ben St Lawrence	Open Men 12km	126th 39:02
Melinda Vernon	Open Women 8km	41st 27:23
Ryan Gregson	Junior Men 8km	31st 24:28
Alexis McKillop	Junior Women 6km	54th 22:41

24th Universiade (World University Games), Bangkok, Thailand, 9 - 14 August, 2007

Men

Justin Merlino	110m Hurdles	8th 13.91
Lachlan Renshaw	800m	5th 1:48.92 in heat
Joel Milburn	4x400m	2nd 3:02.76

Women

Dani Samuels	Discus	2nd 60.47m
--------------	--------	------------

World Masters Championships, Riccione, Italy, 4 - 15 September, 2007

M45

Mark Cepak	Long Jump	3.91m	17 q
	Shot Put	9.13m	13 q
	Javelin	34.68m	10 q
	Hammer	25.49m	10 q
	Weight Throw	9.11m	18
	Weight Pentathlon	2054	16
	Decathlon	3112	40

M50

Stuart Paterson	800m	2:17.73	11 sf
	1500m	4:31.87	4 sf
	8km CC	28:04	32



NSW ROLL OF HONOUR

M55

Kerry Calderbank	400m	67.35	6 q
	800m	2:44.34	12 sf
Neil Fowler	800m	2:16.89	10
	400m Hurdles	67.22	6

M60

Peter Crombie	100m	12.62	3
	200m	25.00	2
	400m	57.81	2
Neville McIntyre	100m	12.80	3 sf
	200m	26.70	3 sf
	400m	61.52	8 sf
Frank Scorzelli	10000m	38:47.09	8
	8km CC	29:04	11

M65

Tony Ireland	400m	60.69	3
	800m	2:22.51	1
Albert Gay	300m Hurdles	54.37	4 sf
	Long Jump	4.35m	8
	Pole Vault	2.60m	15
	Decathlon	6898	3

W35

Ranell Hobson	100m	12.83	4
	200m	26.43	6 sf
Mary Fien	400m Hurdles	69.99	7
	2000m Steeplechase	7:26.72	4

W40

Gianna Morgentale	100m	12.45	2
	200m	25.97	2
	400m	60.44	5
Janet Naylor	100m	13.46	6 sf
	Long Jump	4.69m	8

W45

Roberta Thompson	100m	13.38	5
	200m	27.42	8
	400m	61.81	5
Marie Kay	400m	59.18	1
	Heptathlon	5860	1
Christine Penn	400m	66.66	7 sf
	800m	2:27:94	9

W55

Adriana Van Bockel	Shot Put	6.53m	14 q
	Discus	16.89m	8 q
	Hammer	29.55m	9
	Weight Throw	8.57m	11
	Weight Pentathlon	2558	10

W60

Mary Thomas	Shot Put	8.82m	15
	Discus	25.85m	9
	Javelin	30.81m	3
	Hammer	26.07m	11
	Weight Throw	11.51m	7
	Weight Pentathlon	3946	3

W65

Noreen Parrish	100m	15.50	3
	200m	32.62	5
	400m	1:17.80	4



ANSW AWARD WINNERS

Inside Athletics Athlete's Athlete of the Year Award

Joel Milburn

George Soper Memorial Award for Best Performance by a NSW Athlete in an Australian Championship

Dani Samuels

R.H North / W. Wilson Award For Most Outstanding Female Athlete

Jana Rawlinson

Richard Coombes Memorial Award for the Most Outstanding Male Athlete

Joel Milburn

Most Outstanding Athlete With a Disability

Kurt Fearnley

Australian Institute of Mathematics Coach of the Year

Penny Gillies

Australian Institute of Mathematics Club Administrator of the Year

Terry Manns

Australian Institute of Mathematics Official of the Year

Janet Nixon

Australian Institute of Mathematics Metropolitan Club of the Year

Illawong & District Athletics Club.

Australian Institute of Mathematics Country Club of the Year

Kembla Joggers

Australian Institute of Mathematics Club Development Program / Initiative of the Year

Campbelltown UWS Collegians Athletics Club.

Kings Track & Field Summer Club Premiership

Illawong & District Athletics Club

Skins Winter Club Trophy

Kembla Joggers.

Country Club Premiership

Forster Athletics Club

Nick Winter Memorial Award for Aspiring Triple Jumper

Robert Falchi

Athletics NSW President's Award

Peter Lucas

GPS Parkes Memorial Award for Male Distance Runner of the Year

(Awarded to the athlete who accrues the most points during the winter championships)

Andrew Knox amassed a total of 65 points.

Doris Magee Award for Female Distance Runner of the Year

(Awarded to the athlete who accrues the most points during the winter championships)

Magda Karimali-Poulos amassed a total of 50 points.

Doris Dorsett Award for Male Distance Walker of the Year

(Awarded to the athlete who accrues the most points during the winter championships)

Troy Sundstrom amassed a total of 43 points.

Doris Clark Award for Female Distance Walker of the Year

(Awarded to the athlete who accrues the most points during the winter championships)

Jessica Heazlewood amassed a total of 42.

ANSW AWARD WINNERS EVENT GROUP AWARDS

Sprints / Hurdles

Masters Kylie Strong
Junior Olivia Tauro
Open Joel Milburn

Middle Distance

Masters Tony Ireland
Junior James Kaan
Open Lachlan Renshaw

Distance

Masters Angela Williams
Junior Ryan Gregson
Open Youcef Abdi

Walks

Junior Melissa Hayes
Open Luke Adams

Cross Country

Masters Nick Cope
Junior Ryan Gregson
Open Jeff Hunt

Throws

Masters Stuart Gygnell
Junior Emanuele Fuamatu
Open Dani Samuels

Jumps

Masters Clay Tompkins
Junior Trudy Thompson
Open Nick Moroney



LIFE MEMBERS

* Deceased

William B.Alexander (Bill) *
 W.D.C.Jones *
 Stan R.Rowley *
 Richard C.Coombes*
 Jack Dunn *
 Nigel C.Barker *
 Edward S.Markes CBE (Eddy) *
 Lady Halse Rogers *
 Mrs Mary Chambers MBE *
 George P.S.Parke *
 Patrick D.Walsh (Pat) *
 Mrs Doris I.Magee AM MBE *
 H. George Carruthers MBE *
 Arthur J.Hodsdon MBE *
 Mrs Doris Clark *
 Frank E.Andrews *
 Richard C.Corish BEM (Dick) *
 Miss Nellie Gould OAM BEM (Nell) *
 John F.Holland (Jack) *
 J.Frank O'Rourke *
 Mrs Zora Fibbins OAM *
 George Hunt *
 William H.Ahearn (Bill) *
 Alleyn A.Gainsford OAM *
 George C.Marshall *
 Raymond P.B. White (Ray) *
 James S.Howlin (Jim) *
 George Soper *
 Sidney E.Tapner (Sid) *
 Mrs Gladys Gosling *
 Sir Charles Moses CBE *
 John H.Hanman (Jack) *
 Arthur B.O'Connor *
 Harold L.Ralph OAM *
 Mrs Edna Godfrey *

Clive Kelly *
 William J.C.Dunn (Bill)
 Mrs Florence E.Wrighter OAM BEM (Flo) *
 Mrs Nea Edwards *
 Mrs Jean Harmey
 Raymond C.Frith OAM (Ray) *
 Robert P.Heathwood * (Bob)
 Mrs Gladys Armstrong *
 Edward F.Magee (Ed) *
 Mrs Grace Sheldon
 Mrs Ruth Frith OAM
 Mrs Marjorie Fitzgibbons *
 Clive D.Lee AM
 Raymond M.Durie OAM (Ray) *
 Mervyn R.Lee Archer OAM (Merv)
 Raymond McDonald (Ray) *
 John P.Metcalf (Jack) *
 Mrs Alma Kelly
 D.Keith Donald
 Douglas Fryer (Doug) *
 W.Berge Phillips OBE (Bill)
 Ronald E.Newton (Ron)
 Mrs Nola Eager
 Brian R.Dibben
 Mrs Jean Norman
 Mrs Mollie Chapman
 Raymond C.Land (Ray)
 Frederick G.Eggleton (Fred) *
 Mrs June Ralph
 Mrs Mabel Lawrence *
 Peter W.Lucas
 Ronald J.Crawford OAM (Ron)
 Murray Wilson *
 Mrs Jill Huxley
 Mrs Helen Searle OAM
 Kenneth F.Morris (Ken)

Mrs Barbara Horwood *
 Leonard Horwood (Len) *
 Cecil D.Hensley OAM (Chic) *
 Donald T.Allen (Don)
 John W.E.Pross OAM (Jack) *
 Donald L.Brodie OAM (Don)
 Mrs Betty R.Moore
 Trevor A.Huxley *
 Eric S.Arnold OAM
 Miss Valmai Loomes
 John F.Treloar AM
 Francis Overton (Frank)
 Ian R.P.White
 Stanley Sherringham OAM (Stan)
 Geoffrey A.Martin (Geoff)
 Lesley Carter (Les)
 Mrs Jan Gibb OAM
 Rodney J.Gibb OAM (Rod)
 Edward Simmons (Ted)
 Jan Knox
 Vilis Gravitis
 Rosemary Owens OAM
 Stephen Hampstead (Steve)
 Robert Ryan (Bob)
 Max Debnam
 Janelle Eldridge
 Penny Gillies
 Ron Gibble
 Lorraine Haddrick
 Dennis Jollife
 Alan Mills
 Roslyn Mitchell
 Albert Thomas (Albie)
 Merv Davies
 Ron White

MERIT AWARD HOLDERS

Mrs Elvina Brodie
 D.H Edmonds (Bert) *
 Frederick G.Eggleton (Fred) *
 Raymond C.Land (Ray)
 Mervyn R.Lee Archer OAM (Merv)
 John S.McDougall
 John C.Degnan (Jack)
 Raymond M.Durie OAM (Ray) *
 John Smith
 Alan Pinch *
 Raymond McDonald (Ray) *
 Timothy H.West (Tim)

Edward J.Edwards (Ted) *
 Dr Eugene Magassy *
 Francis Crabtree (Frank) *
 John W.E.Pross OAM (Jack) *
 William J.Fitzgibbons (Bill) *
 A.Charles Neasbey (Charlie)
 Jim Hutchins
 S.Harold Suhan (Harry)
 Mrs Dorothy Prince BEM *
 Mrs Molly Chapman
 Cecil D.Hensley OAM (Chic) *
 Mrs Joan Cross

Mrs June Ralph
 Arthur S.Graves
 Ronald E.Newton (Ron)
 Ron Tye
 Dennis P.Wilson AM
 Cecil J.Lonard (Cec) *
 Geoffrey A.Martin (Geoff)
 Stan Sherringham OAM
 John F.Treloar OAM
 Alan R.Slapp
 Douglas Fryer (Doug) *
 George E.Loomes *

MERIT AWARD HOLDERS

Brian R.Dibben
Dr John W.Perrot *
Robert W.Wilkes (Rob)
Darryl P.Cross
Noel S.Chuck
Anthony J.Warrener OAM (Tony)
Dennis Joliffe
V.John Plummer
Murray Wilson *
Donald T.Allen (Don)
Steel B.Beveridge
Ronald J.Crawford OAM (Ron)
James Evans (Jim) *
A.Ferguson
Ronald Gribble (Ron)
Mrs Yvonne Neasbey *
Mrs Joan Phillipott
James F.Heslop (Jim)
Lawrence A.Hutton (Laurie)
Kenneth F.Morris (Ken)
Mrs Jeanne Norman
Roy J.Patmore *
Albert Thomas (Albie)
S.M.Tolbert (Jim) *
Mrs Shirley Gehrig
Mrs Doris I.Magee AM MBE *
Mrs Doris Clark *
Miss Nellie Gould OAM BEM (Nell) *
Mrs Zora Fibbins OAM *
Mrs Florence E.Wrighter OAM BEM (Flo) *
Edward F.Magee (Eddie) *
Mrs Jean Harmey
Mrs Grace Sheldon
Mrs Edna Godfrey *
Mrs Gerida Bergmann
Mrs Marion Cuthbert *
Mrs Gladys Armstrong *
Mrs Mona Crichton *
Mrs Nell Davey
Mrs Marjorie Fitzgibbons *
Mrs Jean Hill *
Mrs Mary Dyson *
Mrs Nea Edwards *
Mrs Nancy Eade
Mrs Flo Everson
Mrs Nola Eager
Mrs Ruth Frith OAM
Mrs Helen Searle OAM
Rodney J.Gibb OAM (Rod)
Ronald Campbell (Ron)
Mrs Dorothy Mills (Dot)
Mrs Lilian Palmer
John MacMicking (Jack)
Mrs M.Clewett

Mrs Elaine Hutchison
Mrs V.Parker *
Allan J.Filby
Mrs May Dunstan
Bruce Johnston
Mrs Marie Slapp
Mrs Joan Kerr
Mrs Dorothy Ford
Mrs Ruby Griffiths
Mrs May Hackett
Mrs Hilary Hardy *
Mrs Mavis Harris
Mrs Alma Kelly
Mrs Mabel Lawnece *
Mrs Shirley Lamy
David Lamy
Ronald Maher
Ms Marlene Matthews/O'Shea AM
Mrs Kay Williams
Mrs Doris Gallagher
Mrs Jean Loomes *
Miss Valmai Loomes
Mrs Marie Kennett
Frank Kennett
Mrs Evelyn Raynor
Mrs Aileen V.Pinch (Vera)
Mrs Shirley Mills
Mrs Better Durie
Mrs Dawn Schofield
Sidney E.Tapner (Sid) *
Mrs Lucy Jeans
Mrs Mavis Young
Lloyd Deverell
Mrs Margaret Thelander
Ross Poulton
Mrs Daphne Staples
Basil H.Dickinson
Trevor A.Huxley *
Peter Wilson
Robert J.Ryan (Bob)
Mrs Jill Huxley
Peter W.Lucas
Mrs Lorraine Dunk
Mrs Dawn Smith
Jim Stewart
Francis Overton (Frank)
Mrs Olga Marshall *
Jack R.Mackie
Phil Donelan
John C.Waller
Mrs Jennifer Jaye *
Beverley Jaye (Bev)
Mrs M.Lorraine Haddrick
Mrs Marie Tillett

Eric S.Arnold OAM
Eric F.Wilson
Mrs Ellen McGrath
James McGrath (Jim)
Mrs Barbara Horwood *
Leonard Horwood (Len) *
Mrs Betty Miles *
Robert Dunk (Bob)
Miss Gracie McDarra
Mrs Betty R.Moore
Mrs Jennifer Darvell
Alex Hutt *
Vilis Gravitis
Edward Simmons (Ted)
Anthony Vecellio OAM (Tony)
Charles H.New *
Kevin Dorsett
Mrs Jan Knox
Mrs Rosemary Owens
Miss Mary Thomas
Mrs Judy Vecellio
Barry Williams
Mrs Heather Williams
Denis S.Gray *
Peter McWilliams
Mrs Roslyn Mitchell (Ros)
Mrs I.M.D. Prior (Bonnie)
Peter Douglas
Ross Douglas
James McGrath (Jim)
Bruce Brown
Mrs Barbara Day
Ross Forster
Fred O'Connor
David Archbold
Mervyn Davies
Janelle Eldridge
Peter Hampshire
Laurie Moore
Peter Moore
Peter Reynolds
Russell Scott
Alan Urane
Marilyn Urane
Glen Thacker
Alan Nolan
Desmond Pollock
Alan Staples
Janet Naylor

NOTES



ACKNOWLEDGEMENTS

The Board acknowledges the efforts and commitment made by all officials, coaches, volunteers, administrators, management and staff, for the benefit of the sport and in particular, the athletes, throughout New South Wales.

