

ATHLETICS WA

ANNUAL REPORT 2010 - 2011



Athletics
Western Australia



TABLE OF CONTENTS

ATHLETICS WA DIRECTORY	2
ANNUAL GENERAL MEETING.....	3
CHAIRMAN'S MESSAGE.....	5
CHIEF EXECUTIVE OFFICER'S REPORT.....	7
PROGRAMS AND EVENTS 2010/2011	9
Australian Athletics Tour Final Perth	9
Commonwealth Games.....	10
Strive Track and Field Season	11
WA State Championships.....	11
Australian All Schools	12
Australian Junior Championships.....	12
Development.....	13
Talent Identification	13
Indigenous Development	13
CaLD Program	14
Little Athletics Transition Program	14
Disability Inclusion.....	15
Coaching and Officials.....	16
Out of Stadium.....	17
Cross Country Season	17
Bankwest Gallipoli Run	17
Pro Running	19
2010/2011 AUDIT REPORT	20
FINANCIAL STATEMENTS AND REPORTS 2010/2011	22
RESULTS 2010/2011	28

Staff images courtesy of DCH Images

ATHLETICS WA DIRECTORY

- **Life Members**

The following individuals have been recognized for their significant contributions to athletics in Western Australia and are Life Members of Athletics WA:

Peter Bacich	John Gilmour	Ellen McKenzie *
Patricia Carr	Lindsay Glass	Steve Mladenis
David Carr	Jackie Halberg	Fred Napier *
Jacque Cattermole	Valerie Hancock *	Ed Neimanis *
Rick Cattermole	Joan Harris	Pamela O'Connell
Robert Chalmers	Robert Harris	Valerie Prescott
Gwen Chester *	Arthur Hindle *	Jeanette Robertson
William Collier *	Ross Holland	Wendy Ryan
Martin Crowe	Kevan Hook	Margaret Saunders
Frank Day *	E. V. Horsley	Bruce Stanton
Shirley de la Hunty *	Beris Johnson	Anne Stingemore
Margaret Devine	Terry Jones	Stephen Stingemore
Jacqui Dufall	Don Keane	June Streeter
Yvonne Flavel	Doug Lambert	George Tempest *
Brian Foley *	Persephone Lazarakis	Mavis Tempest
Lyn Foreman	Anne Masters	Bruce Wilson
Geoff Garnett	Ray Mawson	

* Deceased

- **WAAC Board Members**

Stephen Stingemore (Chairman)
 Russell Stranger (Deputy Chairman)
 Steven McMahon
 Chilla Porter

James Taylor
 David Van der Walt
 Darren Wright

- **Staff Members**

Chief Executive Officer
 Wayne Loxley

Development Manager
 John de Bes

Competition Manager
 Kylie Wheeler

Administrative Assistant/Website Manager
 Alex Malcolm

Inclusion Officer
 Sarah Jamieson

Accountant Consultant
 Bronwyn Christie

Book Keeper
 Nicola Albrecht

ANNUAL GENERAL MEETING

Western Australian Athletics Commission (Inc)

2010 ANNUAL GENERAL MEETING

5.30pm

Tuesday 19th October 2010

Boardroom

WA Athletics Stadium

1. Present: S. Stingemore (Chairman), C. Porter, D. Van der Walt, D. Wright and W. Loxley (CEO).

Apologies: R. Stranger, S. McMahon, J. Taylor, P. Bacich, and W. Ryan.
The Chairman opened the meeting at 5.30pm and welcomed all in attendance.

2. Minutes of the Previous Meeting:

It was moved C. Porter and seconded S. Stingemore that the minutes be accepted as a true and accurate record of the meeting. Carried unanimously.

3. Business Arising: None

4. 2009 / 2010 Annual Report, Annual Accounts and Auditor's Statement

It was moved D. Van der Walt and seconded D. Wright that the Annual Report, Accounts and Auditors Statement be received. Carried unanimously.

5. Election of Board Members

The Chairman asked the CEO to direct the board through this process. Mr Loxley advised the meeting that the term of office for S. McMahon, R. Stranger, P. Bacich and W. Ryan had expired. He had received nominations from Mr McMahon and Mr Stranger for re-election but Mr Bacich and Ms Ryan had decided against re-nominating.

It was moved D. Wright and seconded D. Van der Walt that Mr McMahon and Mr Stranger be elected to the board. Passed unanimously.

The Chairman noted the contribution of Mr Bacich and Ms Ryan and due to his long term involvement, he invited Mr Porter if he would like to comment on their contribution. Mr Porter commented that Ms Ryan had been a reliable contributor to the board over many years and had always provided an interesting perspective on matters before the board.

He also added that Mr Bacich had been a strong leader of the board and played a most significant role at the national level to thwart the efforts of the national body to have the state associations operate as branches.

The Chairman endorsed these comments and asked the CEO to draft a letter to both retiring members acknowledging their contribution. The CEO also

suggested that they both be invited to a dinner where the board could personally acknowledge their efforts.

6. Election of Office Bearers.

The Chairman advised that he had nominated for a further year as Chairman and asked if there were any other nominations. There being no other nominations it was moved D. Van der Walt and seconded D. Wright that Mr Stingemore be re-appointed as Chairman.

The Chairman asked the CEO if any nomination had been received for D / Chairman and he advised that in accordance with the constitution, Mr Stranger had to stand down from the position and that he had received a nomination from Mr Van der Walt. It was moved C. Porter and seconded D. Wright that Mr Van der Walt be appointed to the position of D / Chairman. Passed unanimously.

7. Election of Auditors and Agree to Remuneration.

The Chairman asked the CEO to comment on the current position and he advised that Francis A. Jones had been the auditors for several years, were familiar with the systems in place and had provided a quote of \$2500 (inc GST) to continue. It was moved C. Porter and seconded D. Van der Walt that they be re-appointed. Agreed unanimously.

8. General Business – None.

There being no further business the meeting was closed at 6.00 pm

CHAIRMAN'S MESSAGE



*Stephen Stingemore
Chairman*

During the past 12 months Athletics Western Australia (AWA) has continued to progress our goal of raising the profile of athletics in WA. After such success during the previous athletic year we were uncertain of what to expect. Mid 2010, AWA was expectantly awaiting the outcome of the combined bid by AWA and Athletics Australia for funding to host the Australian Athletics Tour (AATM) from 'Events Corp' - WA State Government. As history has recorded we were successful and once again WA showcased the best athletic event for the 2010-11 athletic year.

The AATM event was held over two days combined with the Australian Combined Events Championship. During these two days we were privileged to watch the endeavours of both present and emerging champions for Australia. We have been able to expand our promotion opportunity each time we conduct national events. The trackside marquee was a sight to behold and well patronised. The continued challenge for the AWA team is to attract members of the WA community who are not athletic enthusiasts to these events.

The AWA board is pleased to announce the continued success of the transition from the traditional Saturday and Sunday to the Friday night twilight meets. Competitor numbers have remained steady during the 2010-2011 along with registered athletics. The current development of the 'Community Athletics Council of WA' between AWA and WA Little Athletics has resulted in the joint funding of combined staff to assist in the development of athletics in WA. The support and co-operation of WA Little Athletics is acknowledged and applauded during the past 12 months to achieve this historic milestone. In particular, I wish to thank Mr Pieter Bergshoeff, who has recently retired as Chairman of WA Little Athletics, for his contribution to this milestone achievement.

WA athletes and coaches, regardless of international success, continue to display the standard of professionalism that positively promotes athletics in WA. The results are well documented and published. The efforts of Kim Mickle in the javelin at the AATM final to win the 'money', however, is worthy of special mention.

At the end of this athletic year, AWA was successful in obtaining funding from AA for the 'Target Talent Program'. This funding was, in part, in recognition of the success of AWA past junior development programs. AWA Development Manager, Mr John de Bes, during 2011-12 will be progressing this exciting opportunity for junior athletics. During the year we have continued to work with Athletes with a Disability and the combined events are a marvel to watch and enjoy.

The challenge for AWA in this and future years is to retain and attract new officials. The efforts of the constant team of our volunteers are outstanding and the Board and the AWA team are unable to express the gratitude necessary on behalf of all involved in athletics. Since being elected to Board of AWA I have constantly promoted the need for AA to contribute more to this aspect of the sport. However, to date I have been unsuccessful.

I am confident with the events planned for this and future years, recently announced, that athletics in WA is moving in the right direction. Our financial position is sound, our competition numbers are at a high and we have a productive and reliable team managing the sport.

Prior to concluding, the AWA Board wishes to acknowledge and recognise the support of the WA Government and the Minister for Sport, The Honourable Terry Waldron MLA, for their ongoing commitment to the sport of athletics and AWA.

Underlying the continued success of athletics in WA is the AWA team under the leadership of our Chief Executive Officer, Mr Wayne Loxley. AWA has been able to grow and develop with new and innovative concepts as a consequence of this 'combined' team effort. A job well done in 2010 – 11!

CHIEF EXECUTIVE OFFICER'S REPORT



*Wayne Loxley
Chief Executive Officer*

It is with pleasure that, after the second year of moving to our new home at the WA Athletics Stadium, I can report that Athletics WA has shown growth on the balance sheet and in membership.

Since moving, membership doubled to nearly 1000 members in 2010 – 2011 with the attractive conditions and atmosphere of Friday night competition achieving strong growth in the adolescent age group. In addition to the Friday nights, this growth is largely due to the continued strong communication and joint initiatives with WA Little Athletics.

Athletics WA has returned a solid financial surplus which is a result of a creative commercial approach to the administration of the sport and the ongoing support of a number of partners. The Department of Sport and Recreation and Healthway enable the sport to operate effectively and provide a range of development programs. A new partner in Bankwest joined us this year in sponsoring the Gallipoli Run and we look forward to working closely with them to grow this fantastic event. It is

with pleasure that we also welcome Youngs Holden and their friendly Dealer Principal Mark Topley and his team.

These companies joined long-term partners; West Coast Eagles, Veritas Engineering, Sports Specialists and media partners; The West Australian, Channel 7 and Radio 6PR in supporting our operations throughout the year.

Before reporting on local issues, I would like to congratulate all of our registered athletes who represented Australia at the 2010 Delhi Commonwealth Games; Alana Boyd, Amanda Bisk, Jody Henry, Kim Mickle, Liz Parnov, Ellen Pettit, Steve Hooker and Ben Offereins. We look forward to this group being joined by other Western Australians on the international stage in the near future.

On reflection of the year, there are three significant highlights.

In May, the Athletics WA and Little Athletics WA boards endorsed a constitution to form the Community Athletics Council of Western Australia Inc. The aim of the Council is to foster harmonious relations between all affiliated athletics bodies in Western Australia.

A transitional board will operate for the first 12 months comprising two representatives from each board and three independent nominees. This board will meet bimonthly to oversee the management of the joint initiatives and to explore other opportunities to develop and expand the sport.

As the operational requirements of Little Athletics and Senior athletics are disparate there will perhaps always be the need for a distinction between the management of the two levels of the sport. It is hoped however that a functional and effective Athletics Council might facilitate these two teams operating under one administration.

As was always anticipated, the delivery of a world class facility has provided the sport with the opportunity of hosting major athletics events. This year, Athletics WA hosted the Australian Athletics Tour Final with the highlights undoubtedly being the sizzling runs of dual World Champion Jana Pittman-Rawlinson and Olympic silver medallist Sally Pearson who won \$10,000 by taking the Sprints and Hurdles title. Our own National Javelin champion and

Commonwealth Silver medallist Kim Mickle pocketed the cash for winning the Throws title with Mitch Watt winning the Jumps and Tamsyn Lewis the Middle and Long Distance title.

The events calendar has been boosted with the recent announcement that Athletics Australia have agreed to a four-year deal with the Western Australian Government to host both the Perth Track Classic and the Australian Junior Athletics Championships. The deal, set in conjunction with Athletics Western Australia, will see the Perth Track Classic hosted on 11 February next year and then again in 2013 and 2014. It also includes an unprecedented deal for the grassroots of the sport as we become the first state ever to offer substantial financial support for the Australian Junior Athletics Championships (2013 and 2016).

To further compliment the grassroots development of the sport in WA, this year has seen a significant increase in the resources allocated to the Talent Identification area. Athletics Australia has accessed funding from the Australian Sports Commission to support the talented youth aged 14 – 16 and their coaches in pursuing their efforts to perform at national and international level. Our Development Manager John de Bes is leading this program expertly and working closely with the WA Institute of Sport to retain and develop our next generation of stars.

From a board perspective, this year saw two board members resign who had served the board for many years. Peter Bacich and Wendy Ryan were on the original Athletics WA board in 1996 and I take this opportunity to thank them both for their wonderful contribution over this period. I also once again thank the board for providing great support to our administration and in particular our Chairman Stephen Stingemore for his personal support.

Finally to my colleagues who continue to work closely as a team in a very harmonious environment as we continue to achieve above our weight. Thank you to John de Bes, Kylie Wheeler, Alex Malcolm, and to Jody Henry and more recently Sarah Jamieson, who have shared the Inclusion Officer role.

I look forward to another year of continued growth and progress in 2011 – 2012.

Australian Athletics Tour Final Perth

National Javelin champion and Commonwealth Silver medallist Kim Mickle may have pocketed \$10,000 for winning the Australian Athletics Tour Throws title but the highlights of the Tour Final in Perth was undoubtedly the sizzling runs of dual World Champion Jana Pittman-Rawlinson and Olympic silver medallist Sally Pearson.

Pittman-Rawlinson was making her return to the track for the first time since 2009 and her run in Perth was her first competitive appearance on Australian soil since winning Commonwealth Gold at the MCG five years ago.

The 2003 and 2007 400m hurdles World Champion did not disappoint reeling in Australian champion Lauren Boden to win in an astonishing 55.75. Pittman-Rawlinson surprised even herself with the time. It eclipsed both Sonia Brito's meet record of 56.45 and Boden's WA all-comers record of 55.86. Pittman-Rawlinson went within just 0.35 of a second of a World Championship A-qualifier.



Jana Pittman-Rawlinson

Not to be outdone Sally Pearson put together an awesome display of sprinting and hurdling over the two nights to crown an unbeaten domestic summer with the Sprints Tour Title. The Commonwealth 100m Hurdles champion smashed the State all-comers record in the women's 100m clocking 11.20 (+0.5). Pearson took 15 one-hundredths off American Chryste Gaines previous mark. The fact that Gaines was a dual World and one-time Olympic, Gold medallist in the 4x100m relay makes Pearson's run even more impressive.

The 24-year-old Queenslander then backed up a couple of hours later in the 100m hurdles to win in 12.85 (+0.6) leaving the meet record, the WA all-comers record, and her opponents in a trail of smoke.

The two other WA all-comers records to fall came in both the men's and women's 3000m. Former Olympian Georgie Clarke ran impressively to win the women's 3k in 9:11.90. It was 17 seconds quicker than previous record showing the Victorian is in good touch ahead of a big 2011 season.



Sally Pearson

Meantime in the men's 3000m Brenton Rowe broke Ray Boyd's meet record and the all-comers mark winning in 8:06.52. WA's Ethan Heywood ran a superb race to finish second in 8.17.88.

Rowe, a 23-year-old Victorian, backed it up in the 1500m with an impressive 3:40.67. Marc See ran an enormous personal best to finish fourth in 3.44.14. Subject to official confirmation, it may

well be the fastest run by a Western Australian since Herb Elliott broke the World record with 3:35.6 in Rome in 1960.

Other notable WA performances included Mickle's win in the Javelin with a best of 59.46m. Ben Offereins returned to form with his first sub-46 second run of the year beating Sean Wroe to win the men's 400m in 45.85.

Dual Commonwealth Games representative Ellen Pettitt won the women's high jump with a clearance of 1.80m and new WAIS athlete Sergey Kucheryany won the men's Pole Vault with a best of 5.50m.

Alex Malcolm



Tour Final Winners

Commonwealth Games

Western Australian athletes featured prominently at the 2010 Delhi Commonwealth Games. The Games yielded WA three gold medals and one silver in Track and Field which was a wonderful return. Alex Parnov's WA based pole-vaulters dominated as expected with Steve Hooker defending the crown he won in Melbourne, 2006. He beat training partner, Englishman Steve Lewis. Hooker and Lewis were the only athletes to clear 5.60m. Lewis missed at all three attempts at 5.70m. Hooker, without attempting a second jump at 5.70m, won gold by virtue of his first attempt clearances at both 5.50m and 5.60m.

Alana Boyd followed in the footsteps of her famous parents by claiming Commonwealth gold in the women's Pole Vault. Boyd was faultless through three heights clearing 4.10m, 4.25m, 4.40m with ease. At 4.40m only Boyd and Cypriot, Marianna Zachariadi were left in the competition. Both failed to clear 4.55m which was enough to secure Alana Boyd her first major international title. Fellow West Australian's Amanda Bisk and Liz Parnov finished 6th and 11th respectively.

Home grown Javelin thrower Kim Mickle won silver with a best throw of 60.90m, standing on the podium between two South Africans, Sunette Viljoen and Justin Robbeson. It was a great result for the WA record holder as she has fought back from significant injuries to claim arguably her best ever result at a major meet.

Ben Offereins also won gold for Australia as a part of the 4x400m men's relay squad on the track. Offereins, part of the 2009 World Championship Bronze medal winning quartet, ran in the heats in Delhi before watching on as his teammates demolish the field in the final."

Alex Malcolm

Strive Track and Field Season



*Kylie Wheeler
Competitions Manager*

The 2010/11 Strive Track & Field season started on the 22nd October at the WA Athletics Stadium. In keeping with the success of the previous season's Friday night competitions, all twenty Strive programs were held under lights on what has become Friday night athletics.

Member numbers remained high after the booming first season at the new facility and athletes made the most of the fantastic facility and conditions posting some solid results.

During the season the WA Athletics Stadium also hosted the WA All Schools, Combined Events State Championships and the John Gilmour State 10km while the State 10km walks remained out at Ern Clarke Athletic Centre. The season wrapped up with the last Strive program being held on the 8th April, the week after the Australian Athletics Tour Final Perth.

Some of the exceptional results during the season included the following records that were broken. Congratulations to:

- Sean Fitzsimons U20M 10k walk (State) 24/10/10 42.14, Melbourne
- Jonathon Coetsee U18M High Jump (State) 5.12.10 2.15 equal, Melbourne
- Susannah Stockwell U16W 2000m Steeplechase (State & Allcomers) 29/10/10 6.45.29, Perth.
- Susannah Stockwell U18W 2000m Steeplechase (Allcomers) 29/10/10 6.45.29, Perth.
- Brooke Pires-Parenzee U16W 100m (State) 4/11/10, 11.93, Melbourne.
- Kimberly Mickle Open W Javelin (State) 19/3/11, 63.82, Perth.
- Rhiannon Ormsby U18W Combined Event (State) 27&28/11/10 4862 Perth

WA State Championships

380 athletes battled it out over the weekend of the 25-27 March at the WA Athletics Stadium for the title of WA State Champion. In keeping with the previous year's format of maximising the conditions in the evening under lights, the competitors competed in 299 events. The championships were held the week prior to the Australian Athletics Tour Final Perth and this coupled with the lure of the good conditions resulted in strong representation in the men and womens sprints and jumps from interstate competitors. Their presence always provides some added excitement and solid competition for our local athletes.

In the men's blue ribbon event the 100m, Aaron Rouge-Serrett (NSW) continued his good form in WA and took out the race, despite a strong showing from WA athlete Mangor Chuot who was just pipped into third place behind Victorian Adrian Mott.

Australian All Schools

The Australian All Schools Championships was held at the Doncaster Track in Melbourne on the 4th-5th December 2010. The extraordinary weather leading up to the competition left the track absolutely flooded with only a day for the officials to prepare for the event. However good weather did prevail and the program went ahead.

The 2010 Championships saw the introduction of a team based competition with points awarded to all placegetters. States entered two athletes per event in Under 14 years, 16 years and Under 18 years.

The WA team consisted of 76 athletes and four managers who were accommodated at the nearby La Trobe University.

The team results were:

Place	Team	Points
1 st	New South Wales	762
2 nd	Victoria	717
3 rd	Queensland	624
4 th	South Australia	440.5
5 th	Western Australia	432.5
6 th	Tasmania	376
7 th	ACT	195
8 th	Northern Territory	26

WA Gold medallists:

Women 200 Metre Under 16 (w: -1.3) 1, Brooke Pires-Parenzee, WA, 24.94.

Women Pole Vault Under 14 1:Nina Kennedy, WA, 3.20m.

Men 110 Metre Hurdles Under 18 (w: 0.6) 1, Raheen Williams, WA, 13.80.

Men 400 Metre Hurdles Under 18 1, Raheen Williams, WA, 53.98.

Men High Jump Under 18 1, Jonathon Coetsee, WA, 2.15m.

Men 800 Metre Under 16 1, Jordan Makins, WA, 1:56.56.

Men 100 Metre Hurdles Under 16 (w: -0.6) 1, Aiden Nunis, WA, 13.27.

Men Triple Jump Under 14 1, Jake Pitcher, WA, 12.77m, w:0.6

Australian Junior Championships

Sydney Olympic Park

10th – 14th March 2011

Over 1400 athletes assembled at the Sydney Olympic Park track for the second Australian Junior Championships. Due to the success of the inaugural championships the program now stretches over five days, commencing on Thursday night and concluding on Monday morning.

Of the team of 103, forty four athletes and 5 managers were accommodated at the Formule 1 Hotel situated next to the stadium. Formule 1 provided breakfast and the WA athletes joined the Queensland team for dinner at the nearby Novotel Hotel. The proximity of the accommodation and the flexible meals arrangement proved a success as it allowed athletes to prepare for their events without the problems of group transport.

The WA athletes were prominent throughout the Championships and featured in many finals as can be seen in the table below. The events in which we were particularly strong were the pole vault, middle distance, 400 metres and 400 metres hurdles and jumps. WA did not have any athletes in the hammer throw which is an event that will need development.

The managers all agreed that the behaviour and professionalism of the team on and off the track were outstanding. We were all proud to be associated with a great team of junior athletes.


John de Bes. Team Manager

Team Statistics

Team Size	103	Boys	59	Girls	44
Under 14	Under 15	Under 16	Under 17	Under 18	Under 20
5	19	20	23	20	16

WA Results - Australian Junior Championships 2011											
Age	M/F	1st	2nd	3rd	4th	5th	6th	7th	8th	Other	DQ/D NF
Under 14	M		1		1	2	1				
Under 14	F				1	1	1	2			1
Under 15	M	1		1	2	1	3	2	3	1	
Under 15	F	3	1	1		1	2	1	1	5	
Under 16	M	4	1 Relay	4	1 Relay	1				1	1
Under 16	F		1		1	5 (1 Relay)	1 Relay			6	
Under 17	M	1	1	4	1	2	3	1	1	5	
Under 17	F	2	1	2			2	1	1	2	
Under 18	M			2	3 (1 Relay)	1	2		3	2	2
Under 18	F		1		2 (2 Relay)	3	2		2		
Under 20	M	1		1	1 (1 Relay)	2	1 Relay	2		4	1
Under 20	F	1					1		2	1	
Total		13	6	15	12	19	17	9	13	27	5

Development



*John De Bes
Development Manager*

Athletics WA implemented a number of development initiatives throughout the year.

Talent Identification

A national talent identification program was implemented by Athletics Australia which provided member states with the necessary financial support to assist their elite 14-16 year old athletes. Athletics WA formulated a proposal that would identify and support Western Australia's top 12 junior athletes. Athletics Australia accepted the proposal and we look forward to naming the Athletics WA Target Talent Squad in September 2011.

Indigenous Development

Highly respected athletics coach Lindsay Bunn coordinates this program that focuses on teaching young children the correct way to run and encourages local people in the region to assume a coaching role to provide sustainability.

In an endeavour to establish the program in the first year, it was decided to focus on the Carnarvon region and the town of Narrogin with the following being completed.

Carnarvon

- 4 visits to the town and surrounding area resulting in full support from Education Department to implement this special sports programme in the High School for indigenous kids and broad community support for the setting up of Little Athletics competition.
- Three local people keen to complete their level 1 coaching course.
- Clinics conducted at schools in Onslow, Pannawonica and Gascoyne Junction.
- Co-ordinated a promotional day at the local inter - school carnival which involved in excess of 700 children.

Narrogin

- Conducted more than 10 visits at local primary schools and the High School involving 150 children with each trip. These included after school sessions so that children from other towns could attend.
- Attended countless meetings with local indigenous groups, the headmasters and senior education officials to try and implement a special sports programme in the High School aimed at addressing the truancy problem amongst indigenous youth. The programme commenced this year encompassing year 8 and year 9 students. It is the first of its kind and will hopefully provide a template to tackle this problem statewide in the future. Carnarvon are keen to also implement such a programme.

In excess of 20 children from the program competed in the WA All Schools Championships this year. These were mostly from Narrogin and there would have been more from Carnarvon but for the crisis created by the floods. Athletics WA accommodated the children at the DSR camp in Hillarys and they were supervised by the CALD squad for the weekend.

CaLD Program

The program during this period included 27 sessions at Girrawheen and Balga High Schools by Lindsay Bunn, Mangar Chuot, Richard Akera, Janet Bayok and Susan Chuot. The clinics involved both the indigenous students and the general school population with each visit involving approximately 30 students.

This program resulted in Girrawheen sending a full team to their first inter school carnival in nearly ten years.

Balga had the highest ever indigenous participation in their carnival with PE teacher Kylie Green planning to do her Level 1 course this year. The coaching group also attended and assisted both schools at their inter school carnival.

Little Athletics Transition Program

Invitational Meets - Three Little Athletics Centres from the north and three from the South were invited to participate in three Friday night promotions on the 12th November and the 3rd and 17th December.

These meets were well received and provided the first senior athletics competition opportunity for many of these athletes whom then competed again on other dates through the season.

These transitional members from Little Athletics were instrumental in driving our membership towards 1000 members for the first time in many years.

Coach Co-ordinators - The following activities were conducted during the season by the two coordinators; John de Bes and Jayne Mitchell, in their efforts to support coaches at Little Athletics level:

- Communicated with all LA Clubs with regard to coaching needs and addressed them.
- Dealt with all communication from WALA web site and office regarding coaching queries in Northern and Southern suburbs.
- Coaching State U12 Development squad – July, August, Sept
- Coaching ET Clinics -4 full days in Sept
- Coaching Country Development squad - Oct 7/8 – hurdles
- Go 2&5 Tour final- Volunteer Coordinator, recruiting LA members to assist in filling all volunteer roles over the 2 nights.
- Attended Education seminars re: Junior Athlete Development. Perth & Sydney.
- Assisted in presentation of Level 1 Beginning Coach course. Assessor role.
- Assisted in selection and planning of TID squad 2010 and attended TID education seminars.
- Conducted specialist sprint/hurdles for Centres and clubs in the north and south.
- Conducted throws clinics for parents at various clubs.
- Assisted with the process of setting up a new senior club in the north.
- Team Managers for WA All School Team and WA National Junior Team, including relay coach.

These activities were supported by the coordinators attending and assisting in a number of state WA Little Athletics and Athletics WA events.

Disability Inclusion



*Sarah Jamieson
Inclusion Officer*

WA Athletics was granted funds from Athletics Australia to help attract more people with disabilities to our sport.

Jody Henry commenced working on the project in February and conducted an audit of our clubs to assess the suitability of their facilities and associated coaches. Jody resigned from the position in March and was replaced by Sarah Jamieson.

A memorandum of understanding was undertaken by WA Athletics, Wheelchair Sports WA and the Australian Paralympic Committee to work together to ensure a cohesive approach to inclusion. The organisations will continue to work together to ensure every opportunity is given to people with disabilities to participate in and enjoy athletics.

On October 2nd, the Women's Only Run/Walk to raise funds for the MS Society will take place. The course has been designed to be wheel chair friendly and people in wheel chairs will be encouraged to participate. Madison de Rozario (Beijing Paralympian and World Championships representative) is the event ambassador.

October 16th, an 'Athletics Fun Day' is being held for people with disabilities to come and try athletics. Coaches will be on hand to help athletes with their skills. As an extension of the day, coaches will be based at the stadium every Sunday morning until the season's end, to coach athletes with disabilities in a range of events.

A relationship has been formed with Special Olympics and we are working together to provide a pathway for their members to compete at Strive meets. AWA will be present at the Special

Olympic organised, 'Ribbon Days' and be on hand to deliver athletics sessions and promote membership to our organisation.

Another relationship that has been formed is with Paralympic Football. With opposing seasons, it is thought that their players will align with our Sunday coaching sessions and may take the opportunity to compete at Strive meets.

Sarah Jamieson – Inclusion Officer

Coaching and Officials

Coaching Framework

2010 saw the new athletics coaching framework introduced and the old ATFCA courses phased out. The new framework is now controlled by our national body but has the support and input from the ATFCA, Little Athletics Australia and member states.

Athletics WA conducted four Level 1 courses with a total of 47 new coaches gaining accreditation. The last ATFCA Level 2 course was conducted and 28 coaches gained accreditation. Next year will see the introduction of the new Level 2 and 3 courses.

A new coaches registration process was introduced requiring coaches to register with AA.

Western Australia has 167 coaches registered with Athletics Australia and this is expected to increase as coaches become aware of the new system.

Coaching Support

A number of seminars and workshops were held throughout the year to support the professional development of our coaches. Glenn Stewart, former WAIS athletics coach and current West Coast Eagles fitness manager and Eric Hollingsworth, AA High performance manager, held a seminar on nurturing young talent.

A Throws club was formed to bring coaches together to share ideas and raise the profile of all the throwing events. Allana Wignall (Level 3 Throws) and Grant Ward WAIS presented a Discus workshop to 30 interested athletes and coaches. A javelin workshop is planned for early next season with shot put and hammer to follow.

Officials

Athletics WA continues to be well served by the outstanding contribution of our officials in the conduct of all competitions. A total of 55 registered officials are fully committed to providing our athletes with the opportunity to perform at their best and achieve their athletics dreams.

As with all community and sporting groups that rely on volunteers, we are always on the lookout for new recruits and are encouraged by two recent developments in this regard.

Firstly, the formation of the community Athletics Council of WA which is a strategic body overarching senior and junior athletics. This forges even stronger links between the two levels of the sport which will hopefully increase the recruitment of officials.

To compliment this at a national level there is a commitment to support one single (Athletics Australia and Australian Little Athletics) officials education and grading system. This will result in all qualified officials being considered an "Australian Athletics Official" and able to work with equal recognition at senior and junior events across the country.

Out of Stadium

Cross Country Season

Each year the scheduling of events in the AWA Cross Country calendar gets more and more difficult due to the smorgasbord of community running events and the various championship events for schools. This year's AWA managed events were reduced to the State Championship events plus the Bankwest Gallipoli Fun Run. These were supported by independently conducted club runs intermingled between community runs.

It was disappointing not to be able to hold additional events but due to the increasing duration of the 'track season' the normal traditional relays were suspended.

The Bankwest Gallipoli Fun Run again was a great success and is fully detailed separately within the Annual Report.

The traditional Short and Long Course Cross Country Championships again were very well attended. Josh Tedesco overcame stiff competition to win both the Men's 4 and 12 kilometres event. Tess Kauffman was successful in the Women's 4 kilometre and Scarlett Duncan won the 12 kilometre event. Both events were held at Perry Lakes. Full results for AWA events are posted on the AWA website.

The traditional State Championship road events, Marathon, Half Marathon and 10 kilometres were again conducted by the WA Marathon Club (WAMC) on behalf of AWA. These events are continuing to grow in popularity and the efforts of WAMC are appreciated and acknowledged.

The ongoing support of the athletes and their supporter for their commitment to the Cross Country season is, as always, acknowledged and appreciated.

A short, successful and enjoyable Cross Country Season was conducted in 2011.

Anne Stingemore

AWA Cross Country Management

Bankwest Gallipoli Run

Gaining a significant foothold in a competitive fun run market is not easy but the 2011 Bankwest Gallipoli Run, in its ninth year as an event, made arguably its biggest step forward on the weekend before Anzac Day with 481 competitors turning out on a rare overcast Perth morning.

The race through the city's world-famous King's Park had three event categories for both men and women. The 8km and 4km runs, plus a 4km walk for those keen to just enjoy the scenery.

WA's 2010 5km and 10km track champion Roberto Busi won the days feature race, the Men's 8km. The 34-year-old completed two-laps of the picturesque 4km course along Lovekin Drive in 25:06.53 to take the title from another veteran Todd Ingraham (26:00.70), and Mark Lee (26:22.20).

Race Patron - World War II veteran, Changi prisoner of war, and distance running legend - John Gilmour OAM predicted pre-race that 28 minutes would be a reasonable time. Busi's performance was even more impressive considering he turned at 4km well in front of the 4km race winner Martin Feichtinger who clocked 12.48.75 to beat home youngsters Daniel Rubick (13:19.49) and John Peers (13:24.41).

In the Women's 8km race Tina Major was too good for the second consecutive year winning comfortably in 31:19.04. Major, 37, was shadowed by Rochelle Thorpe at the 4km mark but surged clear half-way through the second lap to finish 37 seconds ahead of Thorpe (31:56.45).

There was a big gap to third place with 17-year-old Lauren Lankester running brilliantly to finish in the minor placing in a time of 34:51.83.

The Women's 4km event featured some of WA's best and brightest middle distance track athletes. Emma Baars, a 12-year-old school student from City Beach, was the fastest around the course in 15:02.42 beating home Mathilda Connell (15:24.73) and Amy McCormick (15:27.27).

Major sponsors Bankwest were also major participants on the day with nearly 80 runners competing from their organisation. They also donated significant prize-money to the winners. The 8km place-getters received \$500, \$250, and \$100 deposits into Bankwest Savings accounts for first, second and third respectively. The 4km winners received \$100, \$50, and \$25 each.

Bankwest's Head of Marketing Paul Vivian was on hand to present the awards with John Gilmour after the race. Gilmour, a multiple Masters athletics distance world record-holder who turns 92 next month, was especially pleased to present cheques to three athletes he trains in Rochelle Thorpe, Lauren Lankester, and John Peers.

Legacy, a charity foundation that supports the families of deceased War veterans, also provided a great number of entrants on the day. They are building a great association with the Bankwest Gallipoli Run.

The day was a fabulous success and Athletics WA are looking forward to another outstanding turnout for the Bankwest Gallipoli Run in 2012.

Alex Malcolm



Pro Running



*Alex Malcolm
Administration Officer
Website Manager*

The three major Gift races were hotly contested in the 2010 season. The 2010 Mullewa Gift was claimed by 20-year-old Dylan Panizza. After running second in heat two, Panizza ran in the Green silks from the 12.25m mark in the final and produced a blistering run to win from Brittany Pettitt and Glenn Ross. It was a superb effort from Pettitt given she is better known for her high jumping ability.

Panizza claimed the double with victory in an extremely tight 70m Final. Panizza got up in a photo ahead of Unasa Cole, with Pettitt again running third. In the 120m Novice Final beach sprinter Samantha Plato claimed victory ahead of Aldis Jaunzems and Matthew Seaman.

In the 550m, former 120m Mullewa Gift winner and National Silver medallist over 400m hurdles, Dane Richter was too good winning from Ben Clark and Marie Decker.

A month later in Dardanup, it was another win for Dylan Panizza who came from the back mark in the Doral 120m Gift final to beat Courtney Heinze and Glenn Ross.

In the Flight Centre Busselton 70m event Glenn Ross claimed victory in a very tight race where first and eighth were separated by just four-tenths of a second. Cole Unasa ran second and Leigh Edwards finished third.

In the Bunbury Hire 120m Novice final Zac Durkin nudged out Tim Branston and Ben Clark for the win. Durkin then backed up in the GCS Hire Bernie Depiazzi Memorial 550m winning in a time of 1:17.1, from Blake Wilkinson and Alex Glorie.

In the inaugural City of Perth Festival of Sport Gift, born and bred New Zealander Cole Unasa, a powerful Rugby Union winger, flew down the inside off the second-to-last mark to win the final from experienced pro-runner Glenn Ross and 16-year-old flyer Luke Major. It was a classic final, with just a metre separating first from seventh, to cap a wonderful days racing at Langley Park.

In the other action on the day Aquinas College student Jordan Makins won a nail-biting 550m gift from Blake Wilkinson in a time of 1 min 15.5 seconds. Having to back up from a semi-final earlier it was always going to be the strongest runners to feature at the business end of the 550m, but Wilkinson was the surprise packet, running magnificently after qualifying last for the final. He went stride for stride with Makins over the last 50 metres but he could not put his nose in front of the 15-year-old who is two-years his junior.

Louise Soia finished third and was the only female to place on the day. She led them into the straight and was only claimed 50m from the line. She hung tough to get third ahead of Steven Rafty and Matthew Seaman.

In the handicap Mile it was the big guns of the track who dominated. The State 800m and 1500m champion Marc See started favourite and ran like it as he reeled everyone in from the back mark to win from the fast finishing Stephen Snowdon in a time 5:50.6. Snowdon is a terrific hunter from behind but he left his run a fraction too late and finished in 5:51.0, well clear of Thomas Bruins in third (5:56.9) and WA's distance king Roberto Busi (5:59.3).

2010/2011 AUDIT REPORT

INDEPENDENT AUDIT REPORT TO THE MEMBERS OF WESTERN AUSTRALIAN ATHLETICS COMMISSION INC.

Report on the Financial Report

We have audited the financial report, being a special purpose financial report of Western Australian Athletics Commission Inc., which comprises the assets and liabilities statement as at 30 June 2011 for the year ended, the Income and expenditure statement, a summary of significant accounting policies, other explanatory notes and the statement by members of the committee.

Committee's Responsibility for the Financial Report

The Committee of the association is responsible for the preparation and fair presentation of the financial report and has determined that the accounting policies described in Note 1 to the financial statements, which form part of the financial report, are consistent with the financial reporting requirements of the Associations Incorporation Act and are appropriate to meet the needs of members. The committee's responsibilities also include designing, implementing and maintaining internal control relevant to the preparation and fair presentation of the financial report that is free from material misstatement, whether due to fraud or error; selecting and applying appropriate accounting policies; and making accounting estimates that are reasonable in the circumstances.

Auditor's Responsibility

Our responsibility is to express an opinion on the financial report based on our audit. No opinion is expressed as to whether the accounting policies used, as described in Note 1, are appropriate to meet the needs of the members. We conducted our audit in accordance with Australian Auditing Standards. These Auditing Standards require that we comply with relevant ethical requirements relating to audit engagements and plan and perform the audit to obtain reasonable assurance whether the financial report is free from material misstatement.

An audit involves performing procedures to obtain audit evidence about the amounts and disclosures in the financial report. The procedures selected depend on the auditor's judgment, including the assessment of the risks of material misstatement of the financial report, whether due to fraud or error. In making those risk assessments, the auditor considers internal control relevant to the entity's preparation and fair presentation of the financial report in order to design audit procedures that are appropriate in the circumstances, but not for the purpose of expressing an opinion on the effectiveness of the entity's internal control. An audit also includes evaluating the appropriateness of accounting policies used and the reasonableness of accounting estimates made by the committee, as well as evaluating the overall presentation of the financial report.

The financial report has been prepared for distribution to members for the purpose of fulfilling the committee's financial reporting obligations under the Associations Incorporations Act WA. We disclaim any assumption of responsibility for any reliance on this report or on the financial report to which it relates to any person other than the members, or for any purpose other than that for which it was prepared.

2010/2011 AUDIT REPORT

INDEPENDENT AUDIT REPORT TO THE MEMBERS OF WESTERN AUSTRALIAN ATHLETICS COMMISSION INC.

We believe that the audit evidence we have obtained is sufficient and appropriate to provide a basis for our audit opinion.

Independence

In conducting our audit, we have complied with the independence requirements of Australian professional ethical pronouncements.

Audit Opinion

In our opinion, the financial report of Western Australian Athletics Commission Inc. presents fairly, in all material respects the financial position of Western Australian Athletics Commission Inc. as at 30 June 2011 and of its financial performance for the year ended in accordance with the accounting policies described in Note 1 to the financial statements, and the Associations Incorporation Act.



MARIO CATTALINI CPA
REGISTERED COMPANY AUDITOR
FRANCIS A. JONES PTY LTD
154 HIGH STREET
FREMANTLE WA 6160

19th September 2011

FINANCIAL STATEMENTS AND REPORTS 2010/2011

(The accompanying Notes form part of these Financial Statements.)

WESTERN AUSTRALIAN ATHLETICS COMMISSION (Inc.) BALANCE SHEET As at 30 June 2011

	NOTE	2011 \$	2010 \$
CURRENT ASSETS			
Cash		96 865	45 361
Receivables	2	12 752	54 245
Inventories		9 455	15 852
<i>Total Current Assets</i>		<u>119 072</u>	<u>115 458</u>
NON-CURRENT ASSETS			
Office Furniture and Equipment	3	13 418	18 004
Plant and Equipment	3	15 217	15 404
<i>Total Non-Current Assets</i>		<u>28 634</u>	<u>33 408</u>
TOTAL ASSETS		<u>147 707</u>	<u>148 866</u>
CURRENT LIABILITIES			
Creditors and Borrowings		17 689	75 971
<i>Total Current Liabilities</i>		<u>17 689</u>	<u>75 971</u>
NON-CURRENT LIABILITIES			
Provision for Long Service Leave		23 708	20 250
<i>Total Non-Current Liabilities</i>		<u>23 708</u>	<u>20 250</u>
TOTAL LIABILITIES		<u>41 397</u>	<u>96 221</u>
NET ASSETS		<u>106 310</u>	<u>52 645</u>
ACCUMULATED FUNDS			
Balance 1 July 2010		52 645	115 238
Excess of income over expenditure for the year		53 665	(62 593)
TOTAL MEMBERS' EQUITY		<u>106 310</u>	<u>52 645</u>

FINANCIAL STATEMENTS AND REPORTS 2010/2011

(The accompanying Notes form part of these Financial Statements.)

WESTERN AUSTRALIAN ATHLETICS COMMISSION (Inc.) INCOME AND EXPENDITURE STATEMENT FOR THE YEAR ENDED 30 JUNE 2011

	2011	2010
	\$	\$
INCOME		
Accommodation/travel	5 596	66 568
Administration	909	-
Affiliation fees	8 680	9 518
Clothing and uniforms	16 406	35 969
Competition fees	72 402	69 072
Consulting income/courses	18 943	791
Equipment hire	13 750	691
Government grants	229 874	181 837
Grants – Athletics Australia	56 000	5 000
Interest received	3 011	2 767
Levy	55 627	-
Prize Money	20 750	-
Registration fees	6 876	10 086
Spectator fees	16 327	7 726
Sponsorship	193 803	308 844
Sundry income	2 528	801
TOTAL INCOME	721 482	699 670
EXPENDITURE		
Accounting/audit fees	16 920	7 690
Advertising/website	2 337	7 900
Announcing/broadcasting	-	11 000
Bank charges	2 864	2 157
Coaching	7 734	22 845
Clothing and uniforms	14 254	30 149
Competition fees	6 958	5 109
Computing	7 470	13 411
Consultancy	100 864	102 645
Depreciation	9 883	8 892

FINANCIAL STATEMENTS AND REPORTS 2010/2011

(The accompanying Notes form part of these Financial Statements.)

	2011	2010
	\$	\$
Donations	3 227	4 405
Electricity	2 018	1 177
Electronic timing	2 105	4 536
Food and beverage	34 825	30 312
Fringe benefits tax	6 932	7 724
General expenses	4 799	6 528
Grants/Scholarships	6 590	-
Hire grounds/equipment	77 503	50 804
Honorarium	850	-
Insurances	436	7 631
Long service leave provision	3 458	3 584
Manuals/programs/newsletters	1 086	4 422
Medical	(320)	2 352
Meetings	964	1 215
Motor vehicle expenses	22 500	24 038
Plant/equipment - sundry	4 457	5 729
Postage/courier fees	1 860	3 443
Printing/stationery/copier	12 590	11 992
Prize money	20 943	20 251
Promotions	46 489	35 458
Purchases	1 505	2 163
Registration numbers/cards	1 530	3 453
Relocation expenses	-	764
Rent	5 060	4 167
Repairs/maintenance	720	737
Salaries	104 275	75 192
Sponsorship	1 101	6 552
Staff training	54	938
Subscription fees/conferences	6 150	4 881
Superannuation	14 590	11 972
Telephone/fax	4 861	4 925
Training program licenses	-	26 550
Travel/accommodation	61 469	105 367
Trophies	8 566	5 915
Wages	35 340	33 788
TOTAL EXPENDITURE	667 817	762 263
NET INCOME/(LOSS)	53 665	(62 593)

WESTERN AUSTRALIAN ATHLETICS COMMISSION (Inc.)

NOTES TO AND FORMING PART OF THE ACCOUNTS FOR THE YEAR ENDED 30 JUNE 2011

NOTE: 1

STATEMENT OF ACCOUNTING POLICIES

These Financial Statements are a special purpose financial report prepared in order to satisfy the accounts preparation requirements of the Commission's constitution. The Board has determined that the Commission is not a reporting entity as defined in Statement of Accounting Concepts 1: Definition of the Reporting Entity, and therefore, as there is no requirement to apply accounting concepts or standards in the preparation and presentation of these statements, none have been adopted.

The statements have been prepared in accordance with the requirements of the Commission's constitution.

The statements are prepared on the basis of historic costs and do not take into account changing money values or, except where specifically stated, current values of non current assets.

(a) **Income Tax**

The Commission is a non-profit body incorporated for the sole purpose of promoting and coordinating the sport of athletics in Western Australia. As such, the Commission is not subject to income tax in Australia.

(b) **Plant and Equipment**

The depreciable amounts of all fixed assets are depreciated over the useful lives commencing from the time the asset is ready for use. The carrying amount of fixed assets is reviewed annually by the Board to ensure it is not in excess of the recoverable amount of those assets.

FINANCIAL STATEMENTS AND REPORTS 2010/2011

(The accompanying Notes form part of these Financial Statements.)

<u>NOTE: 2</u>	2011	2010
	\$	\$
RECEIVABLES		
Debtors	12 752	54 245
	<hr/>	<hr/>

NOTE: 3

OFFICE FURNITURE AND EQUIPMENT

Office furniture and equipment at cost	24 943	24 943
<i>Less accumulated depreciation</i>	<u>11 525</u>	<u>6 939</u>
	13 418	18 004

PLANT AND EQUIPMENT

Athletic plant and equipment at cost	50 367	45 258
<i>Less accumulated depreciation</i>	<u>35 151</u>	<u>29 854</u>
	15 217	15 404
Written down value	<u>28 634</u>	<u>33 408</u>

NOTE: 4

The sponsorship revenue from Healthway is \$143,000

FINANCIAL STATEMENTS AND REPORTS 2010/2011

(The accompanying Notes form part of these Financial Statements.)

WESTERN AUSTRALIAN ATHLETICS COMMISSION (Inc.)

STATEMENT BY THE BOARD

The Board has determined that the Commission is not a reporting entity as defined in Statement of Accounting Concepts 1: "Definition of the Reporting Entity" and therefore there is no requirement to apply accounting concepts or standards in the preparation of these Financial Statements. The Board Members have determined that this Special Purpose Financial Report should be prepared in accordance with these accounting standards and the basis of accounting outlined in Note 1 to the accounts.


In the opinion of the Board Members of the Commission:

- (a) The accompanying Income and Expenditure Statement is drawn up so as to give a true and fair view of the results of the Commission for the financial year ended 30 June 2011; and
- (b) The accompanying Balance Sheet is drawn up so as to give a true and fair view of the state of affairs of the Commission as at the end of the financial year.


At the date of this statement, there are reasonable grounds to believe that the Commission will be able to pay its debts as and when they fall due.

- (a) The Commission has kept such accounting records as correctly record and explain the transactions and financial position of the Commission.
- (b) The Commission has kept its accounting records in such a manner as would enable the accounts of the Commission to be conveniently and properly audited in accordance with the Constitution of the Commission.

This statement is made in accordance with the resolution of the Board Members and is signed for on behalf of the Board Members by:


Mr Stephen Stingemore
Chairman

16.8.11
Date


Mr David Van der Walt
Deputy Chairman

16.8.11
Date

RESULTS 2010/2011

2011 WA State Championships Western Australia Athletics Stadium – 25/03/2011 to 27/03/2011

Day 1 – Friday 25 March 2011

Women 100 Metre Dash U16

Name	Year Team	Prelims
Heat 1 Preliminaries Wind: 1.8		
1 Kennedy, Nina	UWA	13.03Q
2 Smith, KellyMarie	BNY	13.15Q
3 Gavranich, Paige	NB	13.26Q
3 Hitchin, Leila	AWA	13.26Q
5 Watson, Taylor	NB	13.68q
6 Watts, Sophie	SLSWA	13.69
7 Valuri, Isabella	CUT	14.20
Heat 2 Preliminaries Wind: 0.8		
1 Dixon, Breanna	AWA	13.00Q
2 Ridgway, Ashleigh	NB	13.30Q
3 Robbins Bevis, Anna	AWA	13.55Q
4 Dixon, Emily	AWA	13.90

Women 100 Metre Dash U16

Name	Year Team	Finals
Section 1 Finals Wind: 0.9		
1 Dixon, Breanna	AWA	12.78
2 Smith, KellyMarie	BNY	12.97
3 Kennedy, Nina	UWA	12.99
4 Gavranich, Paige	NB	13.15
5 Hitchin, Leila	AWA	13.30
6 Ridgway, Ashleigh	NB	13.35
7 Robbins Bevis, Anna	AWA	13.75
-- Watson, Taylor	NB	DQ

Women 1500 Metre Run U16

Name	Year Team	Finals
Section 1		
1 Nazaroff, Tarinah	AWA	4:44.20
2 Jackson, Emily	BNY	4:47.26
3 Vorster, Sabrina	SSN	4:53.13
4 Baars, Emma	BNY	4:53.59
5 Cummins, Jemima	M/RO	4:56.66
6 Fernandes, Maya	BNY	4:57.11
7 van Niekerk, Angelique	BNY	5:00.61
8 Lee, Gracie	UWA	5:01.99
9 Byrne, India	UWA	5:09.31
10 Salleo, Emilee	SSN	5:12.99

Women 200 Metre Hurdles 76cm U16

Name	Year Team	Finals
Section 1 Wind: 0.7		
1 Copeman, Isobel	UWA	31.81
2 Johnson, Simone	AWA	37.96
3 Dixon, Emily	AWA	38.91

Women High Jump U16

Name	Year Team	Finals
Flight 1		
1 Robinson, Nicole	MLV	1.55m
2 Watson, Taylor	NB	1.50m

Women Shot Put 4kg U16

Name	Year Team	Finals
1 Nash, Jazmin	UWA	10.01m
2 Ward, Monica	AWA	9.29m
3 Plati, Lauren	AWA	8.55m
4 Howard, Melissa	UWA	6.88m

Women Hammer Throw 4kg U16

Name	Year Team	Finals
1 Fardella, Jasmine	AWA	24.58m

Women 3000 Metre Race Walk U16

Name	Year Team	Finals
Section 1		
1 Holt, Kate	MLV	15:35.44
2 Hughes, Holly	MLV	16:00.56
3 Barritt, Brooke	M/RO	16:57.45

Women 100 Metre Dash U18

Name	Year Team	Finals
Section 1 Wind: 0.7		
1 Watt, Hannah	BNY	12.54
2 Thorp, Danielle	WTC	12.56
3 Barnett, Rachel	M/RO	12.70
4 DelPup, Rebecca	WTC	12.96
5 Jackson, Ashley	CND	13.16
6 Mondello, Jessica	NB	13.19

Women 1500 Metre Run U18

Name	Year Team	Finals
Section 1		
1 Borri, Juliette	BNY	4:47.22
2 Neille, Yvonne	UWA	5:12.35
3 Johnson, Simone	AWA	5:53.23

Women 400 Metre Hurdles 76cm U18

Name	Year Team	Finals
1 Solin, Ella	BNY	1:03.36
2 Francis, Jessica	UWA	1:08.85
3 Austin, Rachel	BNY	1:10.07
4 Solin, Shayne	M/RO	1:11.89

Women High Jump U18

Name	Year Team	Finals
Flight 1		
1 Coate, Rachael	AWA	1.55m
2 Sexton, Kate	MLV	1.50m
2 Ward, Sydney	AWA	1.50m
4 Pruitt, Ashleigh	AWA	1.45m

Women Shot Put 4kg U18

Name	Year Team	Finals
1 Wright, Titilayo	AWA	11.35m
2 Fardella, Lily	AWA	8.30m
3 Lette, Veronica	BNY	7.65m

Women Hammer Throw 4kg U18

Name	Year Team	Finals
1 Oswald, Tara	AWA	28.69m
2 Fardella, Lily	AWA	27.43m
3 Lette, Veronica	BNY	20.01m

Women 100 Metre Dash U20

Name	Year Team	Finals
Section 1 Wind: 0.9		
1 O'Kane, Rebecca	WTC	12.64
2 Kang, Jasvir	M/RO	12.73
3 Whitehead, Nicole	UWA	13.33
4 Lyons, Olivia	UWA	13.72

Women 1500 Metre Run U20

Name	Year Team	Finals
Section 1		
1 Castle, Hannah	UWA	4:45.39
2 Clarke, Cathy	AWA	4:48.14
3 Lane, Charlotte	WTC	4:55.36

Women 400 Metre Hurdles 76cm U20

Name	Year Team	Finals
1 Langenberg, Erica	UWA	1:09.39

Women Shot Put 4kg U20

Name	Year Team	Finals
Flight 1		
1 Cockman, Ashleigh	MLV	10.40m
2 Lyons, Olivia	UWA	8.89m
3 Fenwick, Samantha	CUT	8.61m
4 Korck, Courtney	NB	7.69m

Women Hammer Throw 4kg U20

Name	Year Team	Finals
1 Lyons, Olivia	UWA	34.62m
2 Fenwick, Samantha	CUT	33.62m
3 Korck, Courtney	NB	20.45m

Women 100 Metre Dash Open

Name	Year Team	Prelims
Heat 1 Preliminaries Wind: 0.8		
1 Breen, Melissa	Guest	11.67Q
2 Attenborough, Crystal	Guest	12.02Q
3 Hogan, Alysse	SLSWA	12.18Q
4 Fretwell, Chandell	BNY	12.34q
5 Wolski, Lisa	WTC	12.78
6 Salem, Zoe	M/RO	13.07
7 Deane, Morgan	AWA	13.49
8 Pardy, Ella	UWA	13.86
9 Brown, Kate	WTC	14.02
Heat 2 Preliminaries Wind: 1.8		
1 van Veenendaal, Charlott	Guest	11.60Q
2 McCann, Shannon	WTC	11.88Q
3 Knight, Emma	Guest	11.89Q
4 Bent, Kylie	BNY	12.33q
5 higinbottom, thea	UWA	12.48
6 Shearer, Freya	WTC	12.75
7 Boswell, Fiona	CUT	13.65

Women 100 Metre Dash Open

Name	Year Team	Finals
Section 1 Finals Wind: 1.4		
1 Breen, Melissa	Guest	11.54
2 van Veenendaal, Charlott	Guest	11.59
3 Attenborough, Crystal	Guest	11.81
4 McCann, Shannon	WTC	11.88
5 Knight, Emma	Guest	12.03
6 Hogan, Alysse	SLSWA	12.04
7 Fretwell, Chandell	BNY	12.30
8 Bent, Kylie	BNY	12.44

Women 1500 Metre Run Open

Name	Year Team	Finals
Section 1		
1 Loughnan, Emily	UWA	4:31.50
2 Hollick, Monique	UWA	4:33.30

3 Jurgenson, Janelle	UWA	4:53.64
4 Sorbi, Olivia	CND	4:55.55
5 Swann, Catherine	UWA	4:58.68
6 Hallett, Alicia	SLSWA	5:13.09

Women 400 Metre Hurdles 76cm Open

Name	Year Team	Finals
1 Boden, Lauren	Guest	56.38
2 Storey, Lora	BNY	1:05.12
3 Round, Alice	UWA	1:05.73

Women Triple Jump Open

Name	Year Team	Finals	Wind
Flight 1			
1 Knight, Emma	Guest	13.08m	0.9
2 Nankivell, Allison	WTC	12.26m	+0.0
3 Damamiel, Tenika	WTC	11.69m	+0.0
4 Shearer, Freya	WTC	11.06m	1.1
5 Foster, Melissa	BNY	10.37m	0.1
-- Allen, Linda	Guest	FOUL	

Women Javelin 600g Open

Name	Year Team	Finals
1 Mickle, Kimberley	M/RO	57.25m
2 Fenwick, Samantha	CUT	37.01m
3 Decker, Marie	CUT	30.44m

Women High Jump U14

Name	Year Team	Finals
1 Barwise, Taylah	M/RO	1.45m

Women 3000 Metre Race Walk U14

Name	Year Team	Finals
Section 1		
1 Radovic, Anastasija	AWA	19:42.30

Men 100 Metre Dash U16

Name	Year Team	Finals
Section 1 Wind: 1.2		
1 Dixon, Luke	WTC	11.64
2 Ball, Shayne	AWA	11.97
3 Mastrangelo, Brodie	BNY	12.24
4 Fordham, Connor	MLV	12.31
5 prideaux, kingsley	BNY	12.40
6 Salter, Cory	AWA	12.54
7 Seibit, Sam	AWA	12.63
8 MacIennan, Iain	UWA	13.85

Men 1500 Metre Run U16

Name	Year Team	Finals
Section 1		
1 Aranda, Jonas	WTC	4:27.72
2 Diletti, Torren	BNY	4:33.92
3 Part, David	AWA	4:43.59
4 Kays, Mitchell	BNY	NT
5 Ebeling, Keaton	UWA	NT
6 Hawkesford, Jack	UWA	4:51.94
7 Barber, Jake	BNY	5:22.76

Men 200 Metre Hurdles 76cm U16

Name	Year Team	Finals
Section 1 Wind: 1.2		
1 Brown, Henri	BNY	29.44
2 Wright, Yemi	AWA	30.51
3 Clough, Stephen	AWA	31.73

Men Pole Vault U16

Name	Year Team	Finals
Flight 1		
1 Brown, Henri	BNY	3.65m
2 Maclennan, Iain	UWA	3.05m

Men Triple Jump U16

Name	Year Team	Finals	Wind
1 Quartermaine, Tongchai	BNY	12.70m	2.4
2 Crouch, michael	BNY	11.98m	1.3
3 Mastrangelo, Brodie	BNY	11.88m	1.4
4 ball, shayne	AWA	11.57m	0.7
5 Clough, Stephen	AWA	11.18m	0.5
6 Konle, Julian	AWA	9.55m	1.0

Men Javelin 700g U16

Name	Year Team	Finals
1 Phillips, Blake	BNY	47.21m
2 Tolich, James	BNY	44.65m
3 Crouch, michael	BNY	44.40m
4 Smith, Jean-Charl	BNY	43.22m
5 ball, shayne	AWA	38.85m
6 Mastrangelo, Brodie	BNY	36.41m
7 Partinglen, Zac	WALA	29.07m

Men 100 Metre Dash U18

Name	Year Team	Prelims
Heat 1 Preliminaries Wind: 1.8		
1 McKenzie, Terrell	WTC	11.44Q
2 Copeman, Jack	UWA	11.52Q
3 Durkin, Zachary	AWA	11.55Q

4 King, Cambell	WTC	11.75
5 McNess, James	AWA	12.04
6 Zemek, Nathan	M/RO	12.16
7 Coldrey, Luke	BNY	12.60

Heat 2 Preliminaries Wind: 1.9

1 Major, Luke	UWA	11.19Q
2 Morton-Smith, Callum	CUT	11.41Q
3 Millington, Daniel	AWA	11.44Q
4 Hough, Mason	AWA	11.69q
4 Mahood, Matthew	NB	11.69q
6 Chamberlain, Luke	UWA	11.73
7 Ivory, Kyle	BNY	13.69

Men 100 Metre Dash U18

Name	Year Team	Finals
Section 1 Finals Wind: 1.0		
1 Major, Luke	UWA	11.21
2 Millington, Daniel	AWA	11.36
3 McKenzie, Terrell	WTC	11.49
4 Durkin, Zachary	AWA	11.69
5 Copeman, Jack	UWA	11.79
6 Mahood, Matthew	NB	12.04

Men 1500 Metre Run U18

Name	Year Team	Finals
Section 1		
1 Bol, Peter	WTC	4:16.66
2 Salleo, Julian	SSN	4:23.35
3 Dutton, Alain	AWA	4:24.66
4 Peers, John	BNY	4:25.83
5 Gair, Maxwell	AWA	5:00.98

Men 400 Metre Hurdles 84cm U18

Name	Year Team	Finals
1 Giesige, Ethan	AWA	56.03
2 Howard, Jason	UWA	56.42
3 Morton-Smith, Callum	CUT	58.72
4 Shenton, Thomas	UWA	1:01.69

Men Pole Vault U18

Name	Year Team	Finals
Flight 1		
1 Rossandich, Aidan	BNY	3.85m
2 Howard, Jason	UWA	3.55m

Men Triple Jump U18

Name	Year Team	Finals	Wind
1 Fillingham, Toby	AWA	13.53m	+0.0
2 Zemek, Nathan	M/RO	13.28m	0.8
3 Coldrey, Luke	BNY	10.92m	1.7

Men Javelin 700g U18

Name	Year Team	Finals
1 Howard, Darren	UWA	67.96m
2 Ivory, Kyle	BNY	26.95m

Men 100 Metre Dash U20

Name	Year Team	Finals
Section 1 Wind: 1.4		
1 Emsavana, Andrew	WTC	10.75
2 Teo, Bryce	BNY	10.99
3 Short, Mathew	BNY	11.40
4 Sampson, Mathew	UWA	11.65
5 Gibson, Toby	BNY	11.68
6 King, Benjamin	AWA	11.73
7 Catley, Benjamin	WTC	11.74

Men 1500 Metre Run U20

Name	Year Team	Finals
Section 1		
1 Barnard, Daniel	SSN	4:11.35
2 Lefroy, Timothy	AWA	4:15.90
3 Rubick, Daniel	M/RO	4:17.97
4 Lazarus, David	SSN	4:22.48
-- Ninyett, Christopher	SSN	DNF

Men 400 Metre Hurdles 91cm U20

Name	Year Team	Finals
1 King, Benjamin	AWA	1:01.99
2 Catley, Michael	WTC	1:07.41

Men Pole Vault U20

Name	Year Team	Finals
Flight 1		
-- Ward, Morgan	UWA	NH

Men Triple Jump U20

Name	Year Team	Finals	Wind
1 Andrews, Jeremy	SSN	13.57m	1.9
2 Bignell, James	UWA	11.99m	2.2
3 Catley, Benjamin	WTC	11.69m	0.4

Men Javelin 800g U20

Name	Year Team	Finals
1 Gibson, Toby	BNY	37.62m
2 Rubick, Daniel	M/RO	30.47m

Men 100 Metre Dash Open

Name	Year Team	Prelims
Heat 1 Preliminaries Wind: 1.4		
1 Rouge-Serret, Aaron	Guest	10.51Q
2 Bin Ishak, Iskander	AWA	11.54Q
3 Edwards, Leigh	NB	11.64Q
Heat 2 Preliminaries Wind: 1.4		
1 Chuot, Mangar	AWA	10.61Q
2 Mott, Adrian	Guest	10.62Q
3 Konsolis, Matthew	UWA	11.31Q
4 Zilm, Mitchell	M/RO	11.44q
5 Menz, Simon	BNY	11.52q
6 Blanco, Brett	MAWA	11.85
7 Jaunzems, Aldis	BNY	12.28

Men 100 Metre Dash Open

Name	Year Team	Finals
Section 1 Finals Wind: 2.4		
1 Rouge-Serret, Aaron	Guest	10.33
2 Mott, Adrian	Guest	10.57
3 Chuot, Mangar	AWA	10.59
4 Konsolis, Matthew	UWA	11.26
5 Zilm, Mitchell	M/RO	11.27
6 Edwards, Leigh	NB	11.51
7 Bin Ishak, Iskander	AWA	11.53
8 Menz, Simon	BNY	11.54

Men 1500 Metre Run Open

Name	Year Team	Finals
Section 1		
1 See, Marc	SSN	3:51.99
2 Bruins, Thomas	UWA	3:53.90
3 Collingridge, Jace	CND	3:54.50
4 Tedesco, Joshua	SSN	3:56.19
5 Heywood, Ethan	SSN	3:58.59
6 Dale, Christopher	AWA	3:59.02
7 Snowdon, Stephen	M/RO	4:03.51
8 McQuie, daniel	UWA	4:04.01
9 Maxwell, Sam	UWA	4:05.58
10 Miller, Chartt	BNY	4:06.14
11 Green, Ben	UWA	4:06.45
12 Davidson, James	WTC	4:09.28
13 Ingraham, Todd	MLV	4:13.71
14 Kozak, Thomas	UWA	4:18.66
15 Brooker, Andrew	MAWA	4:38.82
16 Stevenson, Peter	BNY	4:45.89

Men 400 Metre Hurdles 91cm Open

Name	Year Team	Finals
1 Cole, Brendan	Guest	50.17
2 De Castro Cruz, Felipe	UWA	52.59
3 Drzal, Peter	AWA	56.95

Men Triple Jump Open

Name	Year Team	Finals	Wind
Flight 1			
1 Brigg, Kane	Guest	15.51m	1.7
2 King, Ben	Guest	15.04m	0.6
3 Rabone, Adam	Guest	15.03m	1.3
4 Andrews, Jeremy	SSN	13.98m	+0.0
5 Fillingham, Toby	AWA	13.13m	+0.0
6 Watson, Graeme	CND	11.30m	1.5

Men Hammer Throw 7.26kg Open

Name	Year Team	Finals
1 Staunton, Matt	MAWA	40.40m
2 Lyons, Tim	UWA	29.54m

Men 100 Metre Dash U14

Name	Year Team	Finals
Section 1 Wind: 1.2		
1 Goscicki, Mikolaj	AWA	14.18

Men 1500 Metre Run U14

Name	Year Team	Finals
Section 1		
1 Welsh, Elliot	BNY	4:42.36
2 Salleo, Tristan	SSN	4:44.47
3 Williams, Glenn	AWA	4:52.59

Men Javelin 600g U14

Name	Year Team	Finals
Flight 1		
1 Hamilton, Cooper	UWA	35.03m
2 Chamberlain, Ben	BNY	29.45m
3 Goscicki, Mikolaj	AWA	22.21m

Men 3000 Metre Race Walk U14

Name	Year Team	Finals
Section 1		
1 Hill, Jeremy	CUT	16:01.46

Mixed 100 Metre Dash Ambulant

Name	Year Team	Finals
Section 1 Wind: 1.1		
1 Gilbert, Paul	M WTC	12.79
2 Pardy, Ella	W UWA	13.81
3 Bannister, Andrew	M WTC	15.11

Mixed 1500 Metre Run Ambulant

Name	Year Team	Finals
Section 1		
1 Gilbert, Paul	M WTC	4:39.10

Mixed Javelin Seated Ambulant

Name	Year Team	Finals
Flight 1		
1 Beer, Christopher	M AWA	18.37m
2 Leploic, Mark	M BNY	16.02m
3 Cavanagh, Josh	M AWA	12.26m
4 Alexander, Natalie	W WADSA	10.85m
5 Frost-Barnes, Luther	M AWA	9.55m

Day 2 – Saturday 26 March 2011

Women 400 Metre Dash U16

Name	Year Team	Prelims
Heat 1 Preliminaries		
1 Rogers, Brooke	BNY	1:01.63Q
2 Watts, Sophie	SLSWA	1:02.62Q
3 Fernandes, Maya	BNY	1:02.67Q
4 Jones, Amberley	AWA	1:03.81q
-- Schoeppner, Katie	BNY	DQ
Heat 2 Preliminaries		
1 Kimberley, Alison	AWA	59.94Q
2 Solin, Shayne	M/RO	1:01.96Q
3 Walters, Summer	AWA	1:02.24Q
4 Baars, Emma	BNY	1:02.64q
-- Gavranich, Paige	NB	DQ

Women 400 Metre Dash U16

Name	Year Team	Finals
Section 1 Finals		
1 Kimberley, Alison	AWA	58.59
2 Rogers, Brooke	BNY	1:00.78
3 Watts, Sophie	SLSWA	1:00.81
4 Fernandes, Maya	BNY	1:01.61
5 Solin, Shayne	M/RO	1:01.73
6 Walters, Summer	AWA	1:02.38
7 Baars, Emma	BNY	1:03.39

Women 3000 Metre Run U16

Name	Year Team	Finals
Section 1		
1 Nazaroff, Tarinah	AWA	10:46.63
2 Lee, Gracie	UWA	11:13.92
3 Salleo, Emilee	SSN	11:57.56

Women 90 Metre Hurdles 76cm U16

Name	Year Team	Finals
Section 1 Wind: 1.2		
1 Copeman, Isobel	UWA	13.90
2 Rogers, Brooke	BNY	14.39
3 Robinson, Nicole	MLV	14.50
4 Dixon, Emily	AWA	19.56

Women Pole Vault U16

Name	Year Team	Finals
Flight 1		
1 Philippe, Emma	AWA	3.05m

Women Long Jump U16

Name	Year Team	Finals	Wind
1 Dixon, Breanna	AWA	5.12m	3.5
2 Collard, Taylor	BNY	5.01m	1.2
3 Hitchin, Leila	AWA	4.69m	2.6
4 Watson, Taylor	NB	4.64m	2.0
5 McGarrigle, Laura	AWA	4.56m	0.7
6 Howard, Melissa	UWA	4.35m	2.3

Women Discus Throw 1kg U16

Name	Year Team	Finals
1 Cadlolo, Hannah	AWA	29.20m
2 Ward, Monica	AWA	26.22m
3 Nash, Jazmin	UWA	25.75m
4 Davies, Jessica	AWA	24.66m

Women 400 Metre Dash U18

Name	Year Team	Finals
Section 1		
1 Solin, Ella	BNY	56.25
2 Collard, Kyana	M/RO	58.39
3 Francis, Jessica	UWA	59.29
4 Hall, Alice	BNY	1:00.55
5 Jason, Jessica	UWA	1:00.57
6 Austin, Rachel	BNY	1:03.82

Women 100 Metre Hurdles 76cm U18

Name	Year Team	Finals
Section 1 Wind: 1.7		
1 Watt, Hannah	BNY	14.75
2 Ormsby, Rhiannon	UWA	14.77
3 Schoeppner, Kristel	M/RO	15.75
4 Austin, Rachel	BNY	17.01

Women Pole Vault U18

Name	Year Team	Finals
Flight 1		
1 Bailey, Kelly	UWA	3.15m

Women Long Jump U18

Name	Year Team	Finals	Wind
1 Ormsby, Rhiannon	UWA	5.30m	2.1
2 Johnson, Simone	AWA	4.30m	2.7

Women Discus Throw 1kg U18

Name	Year Team	Finals
1 Wright, Titilayo	AWA	38.17m
2 Oswald, Tara	AWA	28.97m
3 Fardella, Lily	AWA	27.07m
4 Geneste, Vincion	AWA	25.86m
5 Lette, Veronica	BNY	25.61m

Women 400 Metre Dash U20

Name	Year Team	Finals
Section 1		
1 Pillera, Jessica	UWA	59.69
2 Langenberg, Erica	UWA	1:01.33

Women 5000 Metre Run U20

Name	Year Team	Finals
1 Lane, Charlotte	WTC	18:57.37
2 Falconer, Mikala	BNY	18:58.60
3 Crooks, Jenelle	AWA	19:12.15
4 Morrison, Kirstie	BNY	21:02.6h

Women 100 Metre Hurdles 84cm U20

Name	Year Team	Finals
Section 1 Wind: 1.4		
1 O'Kane, Rebecca	WTC	16.94

Women Pole Vault U20

Name	Year Team	Finals
Flight 1		
1 Pearce, Ellen	UWA	3.65m
2 Waring, Kelsey	UWA	3.25m

Women Discus Throw U20

Name	Year Team	Finals
1 Fenwick, Samantha	CUT	35.85m
2 Cockman, Ashleigh	MLV	34.49m

3 Lyons, Olivia	UWA	32.59m
4 Korck, Courtney	NB	20.34m

Women 400 Metre Dash Open

Name	Year Team	Finals
Section 1		
1 Boden, Lauren	Guest	53.88
2 Pekin, Lyndsay	UWA	54.78
3 McGinnity, Kelly	UWA	56.71
4 Longo, Emily	MLV	58.22
5 Konsolis, Nicole	BNY	59.15
6 Waters, Keely	UWA	59.77
7 Storey, Lora	BNY	1:00.47
8 Soia, Louise	UWA	1:00.97

Women 5000 Metre Run Open

Name	Year Team	Finals
1 Loughnan, Emily	UWA	16:56.44
2 Grayson-Cassey, Gina	CND	17:28.14
3 Swann, Catherine	UWA	18:41.23
4 Thorpe, Rochelle	CND	19:09.32

Women 100 Metre Hurdles 84cm Open

Name	Year Team	Finals
Section 1 Wind: 1.4		
1 McCann, Shannon	WTC	13.54
2 Beahan, Brianna	WTC	14.15
3 Shearer, Freya	WTC	15.46
4 Brown, Kate	WTC	17.35

Women High Jump Open

Name	Year Team	Finals
Flight 1		
1 Timmers, Zoe	UWA	1.75m
2 Pettitt, Brittany	UWA	1.70m

Women Shot Put 4kg Open

Name	Year Team	Finals
1 Korck, Courtney	NB	7.48m

Women Hammer Throw 4kg Open

Name	Year Team	Finals
1 Glass, Byrony	UWA	54.57m
2 Fourie, Erin	UWA	41.52m
3 Bailey, Ashleigh	UWA	38.87m
4 Edmiston, Sarah	NB	36.52m

Men 400 Metre Dash U16

Name	Year Team	Finals
------	-----------	--------

Section 1		
1 Dixon, Luke	WTC	51.74
2 Morton-Smith, Nathan	CUT	53.19
3 Ball, Shayne	AWA	54.86
4 Aranda, Jonas	WTC	55.23
5 Diletti, Torren	BNY	56.35
6 Salter, Cory	AWA	57.35

Men 3000 Metre Run U16

Name	Year Team	Finals
1 Diletti, Torren	BNY	9:37.10
2 Chamberlain, Ben	BNY	9:42.5h
3 Part, David	AWA	10:31.06
4 Hawkesford, Jack	UWA	10:38.60
5 Barber, Jake	BNY	11:44.54

Men 100 Metre Hurdles 84cm U16

Name	Year Team	Finals
Section 1 Wind: 3.0		
1 Morton-Smith, Nathan	CUT	15.11
2 Wright, Yemi	AWA	15.24
3 Brown, Henri	BNY	15.35
4 Clough, Stephen	AWA	16.01
5 Peers, Liam	CND	16.03

Men High Jump U16

Name	Year Team	Finals
Flight 1		
1 Brown, Henri	BNY	1.70m
2 Morton-Smith, Nathan	CUT	1.65m
2 Clough, Stephen	AWA	1.65m
4 Konle, Julian	AWA	1.60m
4 MacLennan, Iain	UWA	1.60m
6 Pruitt, Cameron	AWA	1.50m

Men Shot Put 4kg U16

Name	Year Team	Finals
1 Phillips, Blake	BNY	15.97m
2 Smith, Jean-Charl	BNY	15.52m
3 Mastrangelo, Brodie	BNY	12.21m

Men Hammer Throw 4kg U16

Name	Year Team	Finals
1 Mahood, David	NB	30.17m

Men 400 Metre Dash U18

Name	Year Team	Finals
Section 1		
1 Morton-Smith, Callum	CUT	49.52

2 Giesige, Ethan	AWA	49.93
3 Durkin, Zachary	AWA	50.04
4 Copeman, Jack	UWA	51.03
5 Shenton, Thomas	UWA	55.15

Men 3000 Metre Run U18

Name	Year Team	Finals
1 Peers, John	BNY	9:33.39

Men 110 Metre Hurdles 91cm U18

Name	Year Team	Finals
Section 1 Wind: -0.1		
1 McKenzie, Terrell	WTC	14.73
2 Howard, Jason	UWA	15.61
3 Zemek, Nathan	M/RO	17.66

Men High Jump U18

Name	Year Team	Finals
Flight 1		
1 Rossandich, Aidan	BNY	1.90m
2 Giles, Henry	UWA	1.80m

Men Shot Put 5kg U18

Name	Year Team	Finals
1 Rigg, Lachlan	AWA	13.65m
2 Seitz, Matthew	AWA	13.43m
3 Howard, Jason	UWA	11.97m
4 Ivory, Kyle	BNY	9.33m

Men Hammer Throw 5kg U18

Name	Year Team	Finals
1 Seitz, Matthew	AWA	30.11m
2 Rigg, Lachlan	AWA	25.34m
3 Ivory, Kyle	BNY	18.52m

Men 400 Metre Dash U20

Name	Year Team	Finals
Section 1		
1 Sampson, Jordann	UWA	49.05
2 Russell, Keron	BNY	49.83
3 Akera, Richard	AWA	51.38
4 Catley, Benjamin	WTC	53.26
5 King, Benjamin	AWA	1:00.61

Men 5000 Metre Run U20

Name	Year Team	Finals
1 Rubick, Daniel	M/RO	16:30.39
2 Caulfield, Stuart	AWA	16:56.82

Men 110 Metre Hurdles 99cm U20

Name	Year Team	Finals
Section 1 Wind: 0.2		
1 King, Benjamin	AWA	15.77

Men High Jump U20

Name	Year Team	Finals
Flight 1		
1 Coetsee, Jonathon	UWA	2.00m
2 Yuen, Wai Lok	UWA	1.80m
3 Gibson, Toby	BNY	1.65m

Men Shot Put 6kg U20

Name	Year Team	Finals
1 Ward, Morgan	UWA	12.16m
2 Catley, Michael	WTC	10.19m

Men 400 Metre Dash Open

Name	Year Team	Finals
Section 1		
1 Glorie, Alex	CUT	50.12
2 Konsolis, Matthew	UWA	50.32
3 Drzal, Peter	AWA	50.44
4 Clayton, Scott	UWA	50.67
5 Menz, Simon	BNY	51.13
6 Clark, Ben	BNY	51.90
7 Sturges, Ben	M/RO	52.97
8 Perrey, Chris	BNY	53.94
9 Rafty, Steven	NB	54.03

Men 5000 Metre Run Open

Name	Year Team	Finals
1 See, Marc	SSN	14:55.36
2 Bruins, Thomas	UWA	15:01.41
3 Tedesco, Joshua	SSN	15:04.23
4 Dale, Christopher	AWA	15:10.94
5 Angell, Cody	AWA	15:20.42
6 Ingraham, Todd	MLV	15:36.11
7 Nener, Kenji	AWA	16:11.81
8 Mitchell, Paul	MLV	16:16.88
9 Stevenson, Peter	BNY	17:26.25

Men 110 Metre Hurdles 106cm Open

Name	Year Team	Finals
Section 1 Wind: NWI		
-- Purcell, Ryan	BNY	DQ

Men Pole Vault Open

Name	Year Team	Finals
Flight 1		
1 Jeffery, Mark	MAWA	4.00m

Men Long Jump Open

Name	Year Team	Finals	Wind
1 Watt, Mitchell	Guest	8.28m	0.8
2 Crowther, Robert	AWA	7.80m	0.5
3 Rabone, Adam	Guest	7.15m	0.9
4 Andrews, Jeremy	SSN	6.81m	1.2
5 Sithole, Enock Nyasha	CUT	6.63m	+0.0
6 Hunter, Jared	AWA	6.49m	+0.0
7 King, Ben	Guest	6.47m	+0.0
-- Frayne, Henry	Guest	ND	NWI
-- Zilm, Mitchell	M/RO	ND	NWI

Men Discus Throw 2kg Open

Name	Year Team	Finals
1 Heinze, Courtney	BNY	44.17m
2 Staunton, Matt	MAWA	39.72m
3 Jeffery, Mark	AWA	35.69m
4 Seitz, Matthew	AWA	33.30m
5 Hamilton, Glenn	AWA	33.23m
6 Lyons, Tim	UWA	29.72m

Men High Jump U14

Name	Year Team	Finals
1 Kimberley, Callum	AWA	1.45m
2 Goscicki, Mikolaj	AWA	1.35m

Men Shot Put 3kg U14

Name	Year Team	Finals
1 Hamilton, Cooper	UWA	10.51m
2 Lyons, Hamish	UWA	8.11m

Mixed 400 Metre Dash Ambulant

Name	Year Team	Finals
Section 1		
1 Price, Terry	M CND	56.12
2 Gilbert, Paul	M WTC	56.54
3 Bannister, Andrew	M WTC	1:13.44

Mixed Long Jump Ambulant

Name	Year Team	Finals	Wind
Flight 1			
1 Pardy, Ella	W UWA	4.02m	2.9

Mixed Shot Put Seated Ambulant

Name	Year Team	Finals
1 Cavanagh, Josh	M AWA	6.03m
2 Beer, Christopher	M AWA	5.45m
3 Alexander, Natalie	W WADSA	4.87m
4 Leploic, Mark	M BNY	4.72m
5 Frost-Barnes, Luther	M AWA	3.17m

Mixed 80 Metre Dash Heat 2 WADSA

Name	Year Team	Finals
Section 1 Wind: 1.8		
1 Bruce, Carina	W WADSA	16.7h
2 Wood, Erin	W WADSA	25.22
3 Erenshaw, Christie	W WADSA	43.89
4 Church, Jacqueline	W WADSA	1:05.37
5 Humble, Tiana	W WADSA	1:16.46

Mixed 80 Metre Dash Heat 1 WADSA

Name	Year Team	Finals
Section 1 Wind: 0.8		
1 Grimshaw, Peter	M WADSA	13.55
2 Kereopa, Ahi	M WADSA	16.42
3 Simpson, Daniel	M WADSA	18.66
4 Hodgkins, Wesley	M WADSA	21.77
5 Kennedy, Blaze	M WADSA	22.14
6 Cameron, Ethan	M WADSA	29.46
7 Byk, John	M WADSA	33.66

Mixed 80 Metre Dash Heat 3 WADSA

Name	Year Team	Finals
Section 1 Wind: 1.9		
1 Gilbert, Sarah	W WADSA	12.80
2 Whait, Louise	W WADSA	15.43
3 Burgess, Melissa	W WADSA	15.67
4 Brierley, Karena	W WADSA	16.32
5 Berra, Misty	W WADSA	16.99
6 Olley, Sabrina	W WADSA	17.60
7 Gaynor, Bridget	W WADSA	19.41

Mixed 100 Metre Dash Heat 3 WADSA

Name	Year Team	Finals
Section 1 Wind: 3.7		
1 Hassett, Bradley	M WADSA	13.67
2 Harris, Christopher	M WADSA	14.37
3 Fraser, Robert	M WADSA	15.00
4 Davidson, Damien	M WADSA	15.36
5 Grimshaw, Peter	M WADSA	15.72
6 McAtackey, Liam	M WADSA	17.25
7 Kereopa, Ahi	M WADSA	19.90

Mixed 100 Metre Dash Heat 4 WADSA

Name	Year Team	Finals
Section 1 Wind: 1.6		
1 McFarlane, Ella	W WADSA	16.20
2 Byk, John	M WADSA	37.77
3 Cameron, Ethan	M WADSA	45.62
4 Church, Jacqueline	W WADSA	1:20.46

Mixed 100 Metre Dash Heat 1 WADSA

Name	Year Team	Finals
Section 1 Wind: 0.7		
1 Gilbert, Sarah	W WADSA	15.10
2 Bruce, Carina	W WADSA	18.1h
3 Olley, Sabrina	W WADSA	20.64
4 Gaynor, Bridget	W WADSA	22.54
5 Simpson, Daniel	M WADSA	23.48
6 Kennedy, Blaze	M WADSA	23.52
7 Hodgkins, Wesley	M WADSA	28.16

Mixed 100 Metre Dash Heat 2 WADSA

Name	Year Team	Finals
Section 1 Wind: 1.9		
1 Fraser, Skye	W WADSA	14.71
2 Bywaters, Shenae	W WADSA	16.67
3 Adamson, Lisa	W WADSA	16.75
4 Dodd, Leana	W WADSA	16.88
5 Brierley, Karena	W WADSA	19.55
6 Burgess, Melissa	W WADSA	19.96
7 Berra, Misty	W WADSA	21.32

Mixed 100 Metre Dash Heat 5 WADSA

Name	Year Team	Finals
Section 1 Wind: 1.0		
1 Curtin, Kasey	W WADSA	17.38
2 Whait, Louise	W WADSA	19.66
3 Watts, Kayelene	W WADSA	21.54
4 Wood, Erin	W WADSA	31.25
5 Erenshaw, Christie	W WADSA	51.31

Mixed 400 Metre Dash Heat 1 WADSA

Name	Year Team	Finals
Section 1		
1 Harris, Christopher	M WADSA	1:08.60
2 Hassett, Bradley	M WADSA	1:09.77
3 Gilbert, Sarah	W WADSA	1:18.43
4 Fraser, Robert	M WADSA	1:23.54
5 Fraser, Skye	W WADSA	1:28.12
6 McAtackey, Liam	M WADSA	1:28.65

Mixed 1500 Metre Run Heat 1 WADSA

Name	Year Team	Finals
1 Gilbert, Paul	M WADSA	6:34.46
2 Gilbert, Sarah	W WADSA	6:34.48

Day 3 – Sunday 27 March 2011

Women 200 Metre Dash U16

Name	Year Team	Finals
Section 1 Wind: -2.0		
1 Dixon, Breanna	AWA	26.65
2 Smith, KellyMarie	BNY	26.99
3 Gavranich, Paige	NB	27.18
4 Copeman, Isobel	UWA	27.20
5 Hitchin, Leila	AWA	28.29
6 Ridgway, Ashleigh	NB	28.54
7 Valuri, Isabella	CUT	29.59
8 Dixon, Emily	AWA	29.76

Women 800 Metre Run U16

Name	Year Team	Finals
Section 1		
1 Philippe, Emma	AWA	2:18.4h
2 Kimberley, Alison	AWA	2:19.2h
3 Baars, Emma	BNY	2:19.7h
4 Jackson, Emily	BNY	2:20.6h
5 Vorster, Sabrina	SSN	2:22.8h
6 Walters, Summer	AWA	2:24.7h
7 van Niekerk, Angelique	BNY	2:26.7h
8 Lee, Gracie	UWA	2:29.3h
9 Van Der Walt, Zeidri	AWA	2:31.3h

Women 2000 Metre Steeplechase 76cm U16

Name	Year Team	Finals
1 Nazaroff, Tarinah	AWA	7:34.77
2 Morrison, Kirstie	BNY	8:05.9h

Women Triple Jump U16

Name	Year Team	Finals	Wind
Flight 1			
1 Collard, Taylor	BNY	10.96m	-1.9
2 Langenberg, Nadia	UWA	10.35m	-1.6
3 McGarrigle, Laura	AWA	10.06m	+0.0

Women Javelin 600g U16

Name	Year Team	Finals
1 Davies, Jessica	AWA	32.27m
2 Howard, Melissa	UWA	29.15m
3 Nash, Jazmin	UWA	28.54m

Women 200 Metre Dash U18

Name	Year Team	Finals
Section 1 Wind: -0.7		
1 Delorme, Mathilde	WTC	25.68
1 Watt, Hannah	BNY	25.68
3 Thorp, Danielle	WTC	25.76
4 DelPup, Rebecca	WTC	26.56
5 Bailey, Kelly	UWA	27.17
6 Wilson, Eliza	AWA	27.27
7 Collard, Kyana	M/RO	27.29
8 Jason, Jessica	UWA	27.37
9 Austin, Rachel	BNY	27.70

Women 800 Metre Run U18

Name	Year Team	Finals
Section 1		
1 Solin, Ella	BNY	2:19.25
2 Borri, Juliette	BNY	2:19.51
3 Francis, Jessica	UWA	2:20.18
4 Hall, Alice	BNY	2:29.01
5 Hallett, Kimberley	SLSWA	2:40.74

Women Javelin 600g U18

Name	Year Team	Finals
Flight 1		
1 Wright, Titilayo	AWA	36.92m
2 Ward, Sydney	AWA	32.00m
3 Lette, Veronica	BNY	30.91m

Women 5000 Metre Race Walk U18

Name	Year Team	Finals
Section 1		
1 Holt, Kate	MLV	27:17.54
2 Brown, Breanna	AWA	29:08.43
3 Hughes, Holly	MLV	30:13.42
-- Watson, Hannah	MLV	DNF
-- D'Agnone, Tiffany	AWA	DQ

Women 200 Metre Dash U20

Name	Year Team	Finals
Section 1 Wind: 0.5		
1 Kang, Jasvir	M/RO	25.53
2 O'Kane, Rebecca	WTC	26.41

Women 800 Metre Run U20

Name	Year Team	Finals
Section 1		
1 Castle, Hannah	UWA	2:20.09
2 Clarke, Cathy	AWA	2:22.04

3 Langenberg, Erica	UWA	2:22.58
4 Duncan, Scarlett	AWA	2:23.03
5 Fagan, Holly	BNY	2:27.09

Women Javelin 600g U20

Name	Year Team	Finals
Flight 1		
1 Fenwick, Samantha	CUT	35.20m

Women 200 Metre Dash Open

Name	Year Team	Finals
Section 1 Wind: 0.5		
1 van Veenendaal, Charlott	Guest	23.60
2 Breen, Melissa	Guest	23.97
3 Attenborough, Crystal	Guest	24.16
4 Hogan, Alysse	SLSWA	24.58
5 Fretwell, Chandell	BNY	25.29
6 Longo, Emily	MLV	25.69
7 Higginbottom, Thea	UWA	25.89
8 Konsolis, Nicole	BNY	26.62
9 Soia, Louise	UWA	27.23

Women 800 Metre Run Open

Name	Year Team	Finals
Section 1		
1 Kingdom, Trychelle	Guest	2:06.81
2 McGinnity, Kelly	UWA	2:08.42
3 Hollick, Monique	UWA	2:10.02
4 Hall, Linden	Guest	2:13.32
5 Waters, Keely	UWA	2:16.83
6 Jurgenson, Janelle	UWA	2:20.78
7 Loughnan, Emily	UWA	2:21.79

Women Long Jump Open

Name	Year Team	Finals	Wind
Flight 1			
1 Penney, Jessica	Guest	6.04m	-1.7
2 Allen, Linda	Guest	5.93m	1.0
3 Perry, Larissa	UWA	5.81m	+0.0
4 Knight, Emma	Guest	5.75m	0.7
5 Bent, Kylie	BNY	5.59m	-1.1
6 Melis, Laura	UWA	5.55m	+0.0
7 Brophy, Lauren	AWA	5.31m	-1.9
8 Wardana, Sinta	SSN	5.14m	-0.5
9 Foster, Melissa	BNY	4.82m	1.9

Women Discus Throw 1kg Open

Name	Year Team	Finals
1 Hamilton-Smith, Lexi	AWA	36.52m
2 Edmiston, Sarah	NB	35.96m
3 Fenwick, Samantha	CUT	32.45m
4 Bailey, Ashleigh	UWA	30.24m

Men 200 Metre Dash U16

Name	Year Team	Finals
Section 1 Wind: -1.0		
1 Dixon, Luke	WTC	23.57
2 Hough, Mason	AWA	23.87
3 Ball, Shayne	AWA	24.26
4 Mastrangelo, Brodie	BNY	25.25
5 Fordham, Connor	MLV	25.58
6 Salter, Cory	AWA	26.33

Men 800 Metre Run U16

Name	Year Team	Finals
Section 1		
1 bourke, lorcan	BNY	2:04.28
2 Aranda, Jonas	WTC	2:04.91
3 Diletti, Torren	BNY	2:06.59
4 Morton-Smith, Nathan	CUT	2:11.57
5 Part, David	AWA	2:34.47
6 Barber, Jake	BNY	2:43.19

Men 2000 Metre Steeplechase 76cm U16

Name	Year Team	Finals
1 Gair, Maxwell	AWA	7:17.26
2 Ebeling, Keaton	UWA	7:23.57

Men Long Jump U16

Name	Year Team	Finals	Wind
Flight 1			
1 Ball, Shayne	AWA	5.85m	+0.0
2 Quartermaine, Tongchai	BNY	5.74m	-1.0
3 Brown, Henri	BNY	5.58m	+0.0
4 Crouch, michael	BNY	5.55m	-0.7
5 Wright, Yemi	AWA	5.12m	0.2
6 Maclennan, Iain	UWA	4.49m	-2.4

Men Discus Throw 1kg U16

Name	Year Team	Finals
1 Phillips, Blake	BNY	61.14m
2 Smith, Jean-Charl	BNY	48.91m
3 Mastrangelo, Brodie	BNY	39.84m
4 wright, yemi	AWA	37.98m

Men 200 Metre Dash U18

Name	Year Team	Finals
Section 1 Wind: 0.3		
1 Major, Luke	UWA	22.42
2 Giesige, Ethan	AWA	22.74
3 Morton-Smith, Callum	CUT	22.83
4 Durkin, Zachary	AWA	22.88

5 Mahood, Matthew	NB	25.18
6 Coldrey, Luke	BNY	26.04

Men 800 Metre Run U18

Name	Year Team	Finals
Section 1		
1 Bol, Peter	WTC	1:55.62
2 Makins, Jordon	AWA	1:57.31
3 Miller, Chartt	BNY	2:01.65
4 Salleo, Julian	SSN	2:02.55
5 Rigby, Matthew	UWA	2:04.78
6 van Niekerk, Arnan	AWA	2:05.35
7 Shenton, Thomas	UWA	2:12.49

Men Long Jump U18

Name	Year Team	Finals	Wind
Flight 1			
1 Millington, Daniel	AWA	6.28m	-0.4
2 Howard, Jason	UWA	6.03m	2.1
3 Chamberlain, Luke	UWA	5.88m	+0.0
4 Zemek, Nathan	M/RO	5.80m	-0.3

Men Discus Throw 1.5kg U18

Name	Year Team	Finals
1 Seitz, Matthew	AWA	39.29m
2 Rigg, Lachlan	AWA	34.87m
3 Rossandich, Aidan	BNY	31.83m
4 Ivory, Kyle	BNY	22.61m
-- Howard, Jason	UWA	FOUL

Men 5000 Metre Race Walk U18

Name	Year Team	Finals
Section 1		
-- Partington, Zac	WALA	DQ
-- Hill, Jeremy	CUT	DQ

Men 200 Metre Dash U20

Name	Year Team	Finals
Section 1 Wind: -0.8		
1 Emsavana, Andrew	WTC	22.54
2 Short, Mathew	BNY	23.30
3 Catley, Benjamin	WTC	23.91

Men 800 Metre Run U20

Name	Year Team	Finals
Section 1		
1 Davis, Daniel	UWA	2:02.26
2 Rehman, Zain	BNY	2:05.82

Men 3000 Metre Steeplechase 91cm U20

Name	Year Team	Finals
1 Kalma, Guy	AWA	10:27.42
2 Lefroy, Timothy	AWA	10:41.22
3 Rubick, Daniel	M/RO	10:43.41

Men Long Jump U20

Name	Year Team	Finals	Wind
Flight 1			
1 Andrews, Jeremy	SSN	6.61m	-0.2
2 Gibson, Toby	BNY	5.86m	-0.3
3 Catley, Benjamin	WTC	5.29m	-0.9

Men Discus Throw 1.75kg U20

Name	Year Team	Finals
1 Ward, Morgan	UWA	39.29m
2 Gibson, Toby	BNY	27.62m
3 Catley, Michael	WTC	20.67m

Men 5000 Metre Race Walk U20

Name	Year Team	Finals
Section 1		
1 Hennighan, Dale	AWA	26:12.38

Men 200 Metre Dash Open

Name	Year Team	Finals
Section 1 Wind: 0.8		
1 Rouge-Serret, Aaron	Guest	21.14
2 Mott, Adrian	Guest	21.77
3 Konsolis, Matthew	UWA	22.86
4 Ross, Glenn	SLSWA	22.99
5 Menz, Simon	BNY	23.33
6 Bin Ishak, Iskander	AWA	23.42
7 Clark, Ben	BNY	23.59
8 Edwards, Leigh	NB	23.67
9 Rafty, Steven	NB	24.33

Men 800 Metre Run Open

Name	Year Team	Finals
Section 1		
1 De Boer, Chris	AWA	1:55.36
2 Snowdon, Stephen	M/RO	1:56.03
3 Barnard, Daniel	SSN	1:57.09
4 Russell, Keron	BNY	1:58.03
5 Heywood, Ethan	SSN	1:58.52
6 Maxwell, Sam	UWA	1:58.83
7 Drzal, Peter	AWA	1:59.57
8 Dale, Christopher	AWA	2:00.43
9 Maclean, Rory	BNY	2:03.07

Men 3000 Metre Steeplechase 91cm Open

Name	Year Team	Finals
1 Bruins, Thomas	UWA	10:19.54
2 Kozak, Thomas	UWA	10:33.34
3 Brooker, Andrew	MAWA	11:29.20

Men High Jump Open

Name	Year Team	Finals
Flight 1		
1 Brennan, Thomas	CND	2.00m
2 Watson, Graeme	CND	1.60m

Men Shot Put 7.26kg Open

Name	Year Team	Finals
1 Cowie, Matthew	SSN	14.48m
2 Heinze, Courtney	BNY	13.38m
3 Staunton, Matt	MAWA	11.99m
4 Seitz, Matthew	AWA	10.32m

Men Javelin 800g Open

Name	Year Team	Finals
1 Jeffery, Mark	AWA	45.22m

Men 800 Metre Run U14

Name	Year Team	Finals
Section 1		
1 Salleo, Tristan	SSN	2:21.15
2 Fairhead, Patrick	AWA	2:28.80
-- Welsh, Elliot	BNY	DQ

Men Long Jump U14

Name	Year Team	Finals	Wind
Flight 1			
1 Goscicki, Mikolaj	AWA	4.08m	1.9

Men Discus Throw 1kg U14

Name	Year Team	Finals
1 Hamilton, Cooper	UWA	29.66m

Mixed 200 Metre Dash Ambulant

Name	Year Team	Finals
Section 1 Wind: -2.2		
1 Gilbert, Paul	M WTC	26.02
2 Price, Terry	M CND	26.03
3 Pardy, Ella	W UWA	29.34
4 Bannister, Andrew	M WTC	31.96

Mixed 800 Metre Run Ambulant

Name	Year Team	Finals
Section 1		
1 Gilbert, Paul	M WTC	2:09.16
2 Bannister, Andrew	M WTC	2:53.48

Mixed Discus Throw Seated Ambulant

Name	Year Team	Finals
Flight 1		
1 Alexander, Natalie	W WADSA	13.97m
2 Cavanagh, Josh	M AWA	12.41m
3 Beer, Christopher	M AWA	11.62m
4 Leploic, Mark	M BNY	6.03m
5 Frost-Barnes, Luther	M AWA	3.73m

Mixed 60 Metre Dash Heat 1 WADSA

Name	Year Team	Finals
Section 1 Wind: -1.0		
1 Grimshaw, Peter	M WADSA	10.03
2 Kennedy, Blaze	M WADSA	12.7h
3 Simpson, Daniel	M WADSA	13.92
4 Hodgkins, Wesley	M WADSA	14.39
5 Cameron, Ethan	M WADSA	18.57
6 Byk, John	M WADSA	26.03

Mixed 60 Metre Dash Heat 2 WADSA

Name	Year Team	Finals
Section 1 Wind: NWI		
1 Gilbert, Sarah	W WADSA	9.6h
2 Bruce, Carina	W WADSA	11.3h
3 Burgess, Melissa	W WADSA	11.7h
4 Brierley, Karena	W WADSA	11.9h
5 Olley, Sabrina	W WADSA	12.7h
6 Gaynor, Bridget	W WADSA	14.1h
7 Erenshaw, Christie	W WADSA	29.3h
8 Church, Jacqueline	W WADSA	46.5h
9 Humble, Tiana	W WADSA	1:03.4h

Mixed 200 Metre Dash Heat 2 WADSA

Name	Year Team	Finals
Section 1 Wind: -0.4		
1 Fraser, Skye	W WADSA	31.56
2 Gilbert, Sarah	W WADSA	32.51
3 Bywaters, Shenae	W WADSA	37.49
4 McFarlane, Ella	W WADSA	38.42
5 Wood, Erin	W WADSA	39.83
6 Watts, Kayelene	W WADSA	45.09
7 Adamson, Lisa	W WADSA	1:15.30

Mixed 200 Metre Dash Heat 1 WADSA

Name	Year Team	Finals
Section 1 Wind: -1.3		
1 Hassett, Bradley	M WADSA	29.69
2 Harris, Christopher	M WADSA	30.69
3 Davidson, Damien	M WADSA	32.50
4 McAtackey, Liam	M WADSA	32.57
5 Kereopa, Ahi	M WADSA	37.43
6 Fraser, Robert	M WADSA	41.76
7 Kennedy, Blaze	M WADSA	1:04.20

Mixed 800 Metre Run Heat 1 WADSA

Name	Year Team	Finals
Section 1		
1 Gilbert, Sarah	W WADSA	3:31.7h