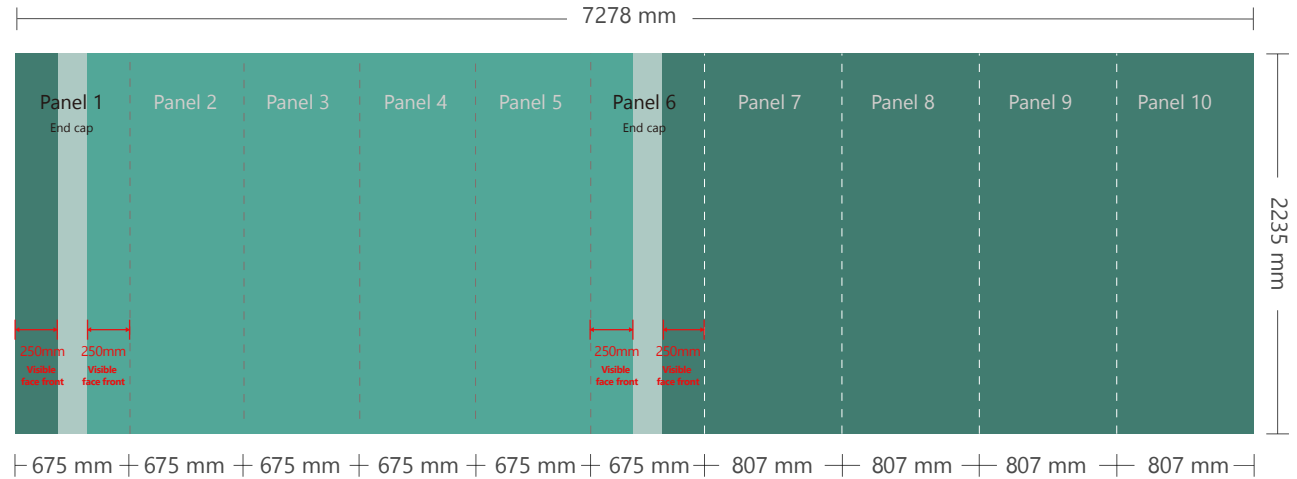
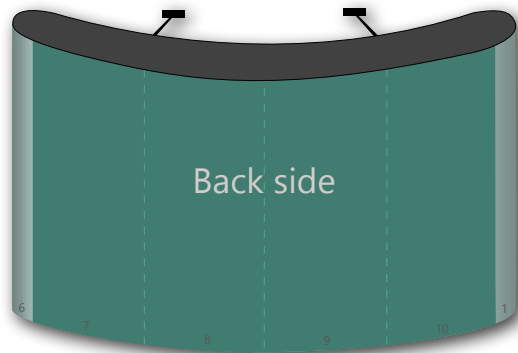
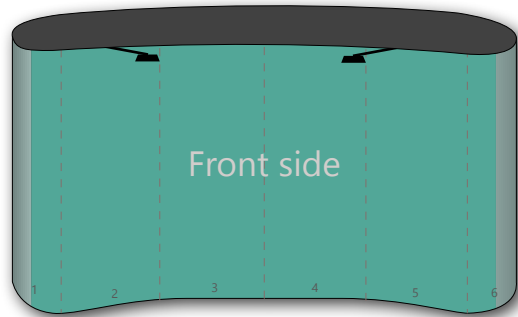


# 4x3 Double Sided Pop-Up Wall (Curve)



- \* All Critical text and images should be within the green area (panel 2, 3, 4, 7, 8, 9 & 10). Due to endcaps being curved to the back of the stand, keep endcaps clear of text as it will be obscured when set up.
- \* Please make sure that blocks of text and crucial images do not cross the break between panels. All effect will be made to align artwork between panels as much as possible; however if wall unit or display design allows for panel breaks then any small movement in alignment will be visually minimized.
- \* Artwork must be supplied in 1 piece

## Model

4x3 Double Sided Pop-Up Wall (Curve)

## Frame Size

3185 x 2240 mm

## Print Size

7218 x 2235 mm

## Package Includes :

Wheeled travel Case  
Halogen Spotlights  
Graphic Panels  
Magnetic Bars  
Collapsible Frame

**Format:** PDF of High resolution JPEG  
\* Please setup in 1 : 1 scale with **150DPI**  
\* If you request colormatch service, supply us high resolution PDF

**Font:** All the text Must be outline

**Color Mode:** CMYK

# PVC POP UP WALL