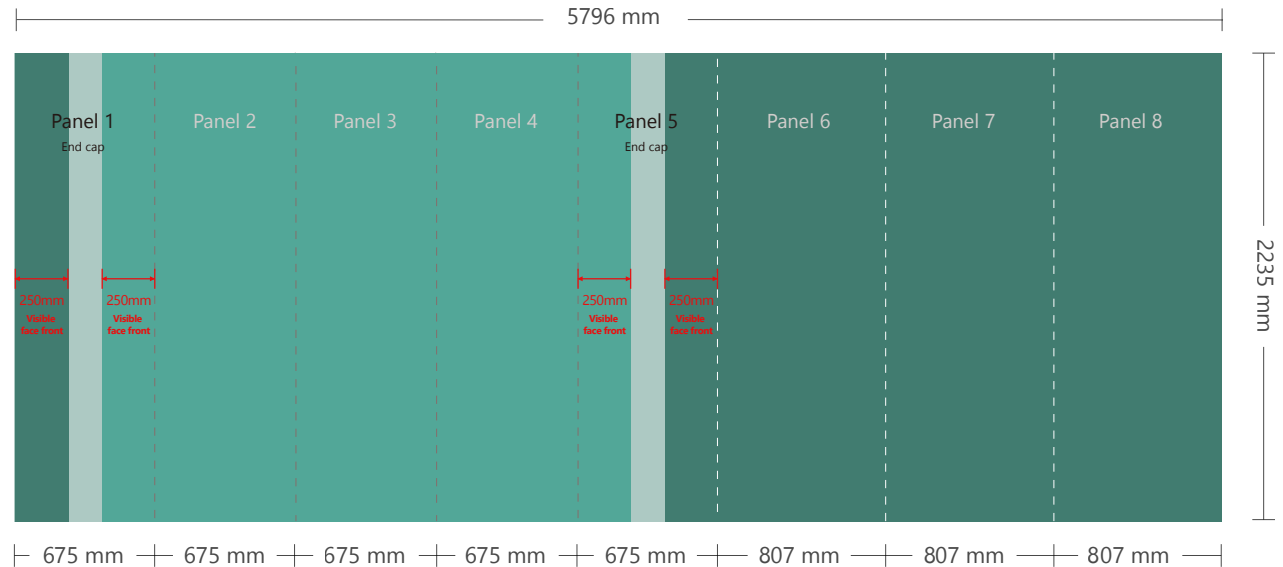
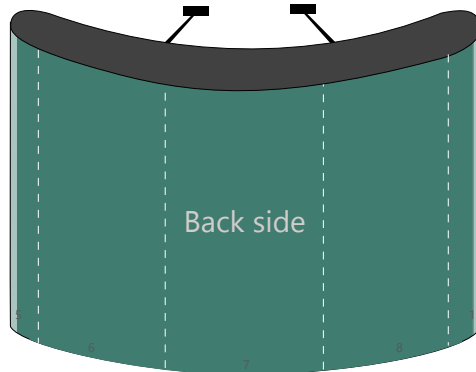
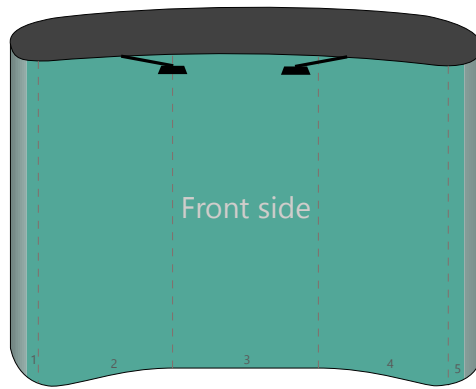


3x3 Double Sided Pop-Up Wall (Curve)



- * All Critical text and images should be within the green area (panel 2, 3, 4, 6, 7 & 8). Due to endcaps being curved to the back of the stand, keep endcaps clear of text as it will be obscured when set up.
- * Please make sure that blocks of text and crucial images do not cross the break between panels. All effort will be made to align artwork between panels as much as possible; however if wall unit or display design allows for panel breaks then any small movement in alignment will be visually minimized.
- * Artwork must be supplied in 1 piece

Model

3x3 Double Sided Pop-Up Wall (Curve)

Frame Size

2550 x 2240 mm

Print Size

5751 x 2235 mm

Package Includes :

Wheeled travel Case
Halogen Spotlights
Graphic Panels
Magnetic Bars
Collapsible Frame

Format: PDF of High resolution JPEG
* Please setup in 1 : 1 scale with **150DPI**
* If you request colormatch service, supply us high resolution PDF

Font: All the text Must be outline

Color Mode: CMYK

PVC POP UP WALL