

**ISUZU**  
RELIABILITY IS EVERYTHING



GVM: 11,000 – 26,000 KG

# HISTORY OF SUTTONS

For more than 80 years, Suttons has been a cornerstone of Sydney's transportation landscape - a name synonymous with exceptional service, professionalism, innovation, and, of course, quality vehicles and service.

Established in 1943 by the late Sir Frederick Sutton, Suttons is still owned and operated by the Suttons Family with Craig and Ryan Sutton as joint Managing Directors. Suttons has grown into Sydney's largest family-owned dealer group, a comprehensive family business covering all facets of the motor industry; sales, finance, service, and parts, including segments from volume, prestige, and trucks. Suttons has expanded and diversified exponentially since its inception. In the late 1940s, the acquisition of Suttons Motors Homebush marked the beginning of Bedford Truck sales and the beginning of an Automotive Legacy.

Today, Suttons remains committed to delivering the same excellent brand and service experience envisioned by Sir Frederick Sutton in 1943.





The all-new Isuzu F Series.

## Reliability redefined.

When creating the all-new F Series, we asked ourselves: 'what does reliability really mean?'

It means knowing that your truck can help you to work smarter as well as stronger. It means reading the road ahead and adapting in an instant to help protect all road users. And streamlining your driving efficiencies through sleek product design.

Whether you're customising an F Series around your business or stepping into one of our Ready-to-Work trucks, the new range is more capable, more versatile and more comfortable than ever before.

And with an industry-leading 6 year factory warranty, 24/7 roadside assist and groundbreaking advancements in safety, the F Series isn't just reliable, it's reliability redefined.



Sleek new cab design.

# Streamline your driving efficiencies.

The hero of the next generation F Series is its sleek new cab design — but it's about more than good looks. The new cab offers a more comfortable drive and improved cooling, air flow and driving performance.

It's also safer for both drivers and other road users, with Daytime Running Lights, Automatic Lighting System and an energy-absorbing space set inside front panel designed to reduce injury to pedestrians and vulnerable road users in low speed collisions. Not only that, the new cabin glass keeps you comfortable and protects your skin by lowering the cabin temperature and reducing UV damage with up to 59% infrared ray protection and 99% ultraviolet ray protection in the windscreen and up to 90% ultraviolet ray protection in the door and backlight glass.



Crew



Standard



Wide

Cab options.

# Seriously versatile.

Whether you're carrying your crew or travelling solo, the F Series comes with a range of cab options to help you travel in comfort, with leg room and storage space to spare. Plus, with standard and wide cabs available, you'll find an easy fit for your application.

Crew cab variants are available across FRR, FSS, FTS and FVD models.



4x4 range.

# As tough as it gets.

When you're working in tough conditions, you need reliability that can perform, whether it's tackling the steepest hills or making light work of loose gravel.

Our all-new F Series 4x4 range brings together all the essential features, innovative technology and increased driver comfort of our next generation trucks — but in a model that's purpose-built for off-road conditions.



4X4 RANGE



Ready-to-Work range.

# The workhorse redefined.

Coming soon, our Ready-to-Work range is designed for those who need legendary reliability without the wait. It includes a comprehensive selection of bodied trucks designed and built to our specifications. Best of all, every Ready-to-Work truck comes with a 6 year factory warranty on the chassis, and a 3 year factory warranty on the body.



Images for illustration purposes only.

Freightpack.

The F Series Freightpack is available in five models, with a choice of 10-pallet, 12-pallet or 14-pallet curtain-side body configurations.



10-pallet



12-pallet



14-pallet

Tipper.

Available in 11,000kg and 14,000kg GVM variants, the F Series Tipper offers reliable performance for landscape and construction applications.



11,000kg GVM



14,000kg GVM



**Advanced Driver Assistance Systems.**

# Smarter safety for every road user.

ADAS is a suite of intelligent active safety systems. Each feature works together seamlessly to reduce the chance of an accident or to mitigate damage if an accident does occur.

The new F Series improves on Isuzu's already class-leading ADAS to change the way trucks keep drivers and other road users safe. With

innovative features like Traffic Sign Recognition, Full Speed Adaptive Cruise Control and an Intersection Warning System\*, your Isuzu truck can help to detect vehicles, pedestrians, obstacles, lanes and traffic signs — and react when needed.

\*On selected models.



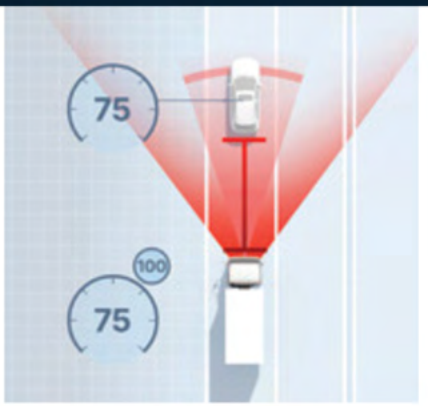
## Intersection Warning System

At an intersection, side-mounted short-range radars can detect obstacles or obstructions in the vehicle's path, including cars, bicycles and pedestrians, and alert the driver.



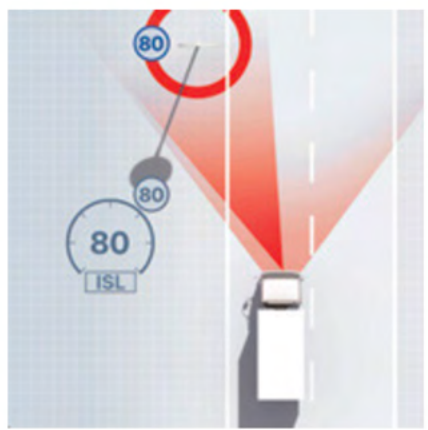
## Traffic Sign Recognition

The ADAS' camera recognises particular traffic signs, including speed limit signs, and informs the driver by displaying them on the dash instrument panel.



## Full Speed Adaptive Cruise Control

FACC uses a radar and camera to detect the vehicle in front of the truck, then maintains a set distance from that vehicle by slowing or speeding up the truck accordingly. FACC will work at any speed, so if the vehicle ahead comes to a stop, the truck will too.



## Intelligent Speed Limiter

If the TSR detects a change in speed limit, it alerts the driver who can then apply a vehicle speed limiter to that speed by operating the resume button.



## Attention Assist System

When the truck is moving at speeds above 60 km/hr, AAS will alert the driver if the system detects any inconsistent steering input and will suggest that the driver takes a break.



## Lane Keeping Assist

LKA works hand in hand with the truck's cruise control system, helping the driver to maintain lane position while in cruise control. This feature is able to steer the truck back into a central lane position if required. Only available on FV F Series 6-Cylinder models.



ADAS technology.  
**Isuzu intelligence.**

The eyes behind the F Series' ADAS is a highly effective combination of an optical sensor and a milliwave radar, used to monitor the forward environment to detect objects such as vehicles, pedestrians and bicycles. The system uses the camera to determine the object and the radar to measure distance and relative speed.



**Advanced Emergency Braking**  
If the driver fails to brake after the vehicle warns of a pedestrian, cyclist or other vehicle appearing unexpectedly, in certain conditions, the AEB system can apply the brakes automatically to avoid a collision. The brake lights will also come on during this process.



**Lane Departure Warning**  
LDW can detect lane markings and provide an audible and visual warning under certain conditions if the driver wanders near or out of the lane. The driver can select two sensitivity settings or switch the feature off.



**Electronic Stability Control**  
ESC uses data from a number of sensors to monitor driver input and vehicle control. If it detects understeer, oversteer or roll-over, ESC can override driver input, reduce power and/or apply individual wheel braking and assist the driver to maintain vehicle control.



**Anti-Skid Regulator**  
ASR detects when either or both rear wheels are spinning faster than the other on a loose surface, then reduces torque and/or applies the brake to the spinning wheel to improve traction.



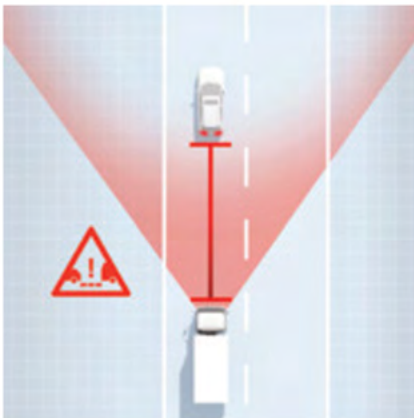
**Customisable Speed Limiter**  
CSL allows vehicle owners to set a predetermined maximum speed that the driver cannot accelerate beyond. Models with a GVM above 12,000kg are limited by law to 100km/h.



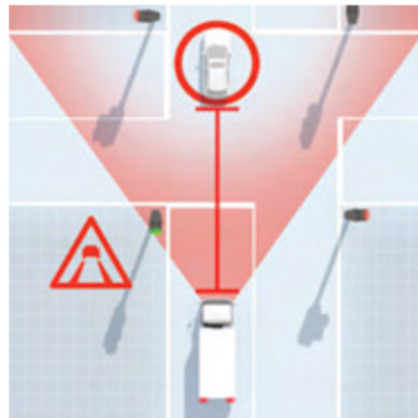
**No-Spin differential (4x4)**  
The no-spin differential links the truck's rear wheels together with an automatic locking dog system to prevent single wheel spin in slippery conditions.



**Adaptive Driving Beam**  
When the driver uses high beam, the ADAS' camera will detect oncoming vehicles and will turn off sections of LEDs to avoid dazzling oncoming drivers.



**Distance Warning System**  
DWS helps driver to maintain a safe distance from the vehicle ahead by giving a warning if a pre-set distance is reached. The driver can choose from four pre-set minimum distances.



**Traffic Movement Warning**  
TMW monitors stationary vehicles in front of the truck. If the vehicle ahead moves more than a set distance and you don't follow along, an audible and visual warning sounds.



**Hill-Start Aid**  
HSA is included on trucks with manual and automated manual transmissions. When the brake pedal is applied on a hill, the brake pressure is maintained until the clutch is released (or eight minutes) to assist in preventing the truck from rolling back.



**Cab Tilt Warning**  
If CTW recognises that the cab tilt is not fully locked, an audible and visual warning sounds.

**Anti-Lock Braking System**  
ABS determines if a wheel is locked and not turning. It then releases the locked wheel brake and reapplies pressure to reduce locking and maintain control, allowing the driver to effectively steer and brake at same time.

**Forward Collision Warning**  
FCW scans the road ahead to detect vehicles, pedestrians, bicycles, or other obstacles. Using an optical sensor and milliwave radar enables the truck to judge distance and relative speed in a similar way to human eyesight. If it senses a potential collision, it will warn the driver to brake.



# Passive safety features. Built to protect.


Isuzu's Cabin Occupant Safety Systems (COSS) are a range of passive safety features, for example the Supplementary Restraint System (SRS) and ECE-R29 certified cabs, that work seamlessly together to reduce the risk of injury and minimise damage in the event of an accident. They're meticulously designed, fitted and tested to ensure they offer superior protection and reliable performance when you need it most.

## ECE-R29 Cabin

Isuzu trucks are built to the ECE-R29 safety standard, which is a global test certification from the United Nations. This cabin rating means that the truck's cab has been designed to withstand excessive deforming in case of an incident. This rating isn't currently mandatory in Australia, but cabins that are ECE-R29 approved offer superior protection for their occupants.



**Supplementary Restraint System (SRS)** In the event of a collision, the Supplementary Restraint System (SRS) will determine if the incident is above a certain intensity, and deploy airbags in a split second to cushion the cabin occupants and help reduce any injuries. For illustration purposes only.



**Seat Belt Pretensioner (Driver and Front Passenger)** If the SRS senses sharp deceleration that indicates an accident, it will automatically pretension the seat belt to pull the occupant back into their seat and reduce the chance of injuries.

**Anti-Intrusion Bars** Additional reinforcement installed into the structure of the truck's doors, Anti-Intrusion Bars protect cabin occupants in case of an incident.



**ECE-R93 Front Underrun Protection Device** The FUPD is a bar mounted behind the standard front bumper, designed to interact with a passenger vehicle's crumple zone and prevent the vehicle from passing underneath the truck. The bar also ensures that the truck's steer wheels are free from interference and allow the driver to maintain steering control after a collision.



**Turbocharged diesel engine.**


# Higher efficiency. Lower emissions.

Isuzu has developed a new generation engine that brings together reliable power and improved efficiencies.

Manufactured by Isuzu at the Tochigi Engine Plant, our all-new engines meet the ADR80/04 exhaust emissions regulations. New technology available on the 6-Cylinder engine means an Exhaust Gas Recirculation (EGR) system is not required – giving you higher combustion efficiency while keeping maintenance costs down.

The engines use AdBlue alongside Selective Catalytic Reduction (SCR) technology to reduce the amount of harmful gases being released into the atmosphere, while still giving you the power and torque you need to get the job done.

To complement the new 6-cylinder design, a smaller capacity 4-cylinder variant is also available, so you find the right combination of power and efficiency to meet your business' needs.



**4-Cylinder engine.**

# Power meets efficiency.


The 4HK1 engine provides an efficient turbo effect across the entire RPM range including a smart twin turbo variant for maximum boost capability across the rpm range. This reduces NOx and particulate matter emissions, leading to improved fuel efficiencies and meeting the Japanese pPNLT exhaust emission standard.

**6-Cylinder engine.**

# High power. Heavy duty.

Based on the proven B6.7 engine, the Isuzu DB6A 6-Cylinder engine is designed to reduce NOx and particulate matter emissions and meets the Euro-VI emissions standard. Other specification and electronic calibration settings are unique to the DB6A and the new engine features the i-Brake, an integrated Jacobs Engine Compression Brake that offers far superior retardation over the previous 6-Cylinder exhaust brake.

This engine is a testament to our company mission, delivering reliable power with the future in mind.





**Advanced technology.**  
**Innovation**  
**in every**  
**drive.**

The new F Series is loaded with the latest technology and intelligent features designed to make your driving experience easier, safer and more enjoyable. From wipers that can react to rain and lights that ensure you're always visible to multimedia and navigation at your fingertips, you can rely on your Isuzu truck like never before.

**MyIsuzu Co-Pilot AV System**

The MyIsuzu Co-Pilot multimedia system features a 10.1 inch touch screen, Apple CarPlay, Android Auto, and digital stations. Navigate through the menu, or for even greater convenience and safety, use voice-controls for Apple CarPlay and Android Auto. Hands-free Bluetooth and truck-specific navigation are standard.



**Auto Wiper System**

AWS uses a rain sensor to automatically wipe the windshield when needed and vary the frequency of the wipe, depending on the amount of rain detected. The level of raindrop sensitivity can be adjusted and, while AWS is operating, the wiper will be set to high if the sensor detects water splashed by an oncoming vehicle.



**Passive Entry and Start System**

No more rummaging around for your key. PESS uses proximity sensors to detect the location of your truck's key fob and allows you to lock and unlock the vehicle's doors and start the engine without using a key. Available on all models except Crew Cab.



**LED Daytime Running Light**

DRL is a strip of light integrated into the truck's headlamps that is turned on while driving with headlights off for extra visibility in all conditions.



**Bi-LED Headlamp**

Our innovative new headlamp design offers improved nighttime visibility with a larger area of illumination and Bi-LED beam.



**Automatic Lighting System (Front and Rear)**

ALS monitors exterior light levels and automatically turns on the headlights and tail-lights if needed.



**LED cornering lamps**

When turning a corner at night, the Isuzu LED cornering lamps illuminate the kerb for increased visibility.

\*Available on selected models.



Cab interior.

# A smarter dash. A smoother ride.

With a new instrument cluster and steering wheel controls, the F Series' all-new cabin interior offers maximum control at your fingertips. Its dash is packed with user-friendly features and devices designed to make every drive that little bit smoother.

The cabin also takes comfort to a whole new level, with a new ISRI driver's seat and climate control to ensure optimum support and comfort while you're out on the road.





### Digital Instrument Cluster

The new Digital Instrument Cluster offers increased centre storage space, easier access for maintenance and the installation of advanced items.



### Full Colour TFT Multi-Information Display

The all-new F Series features a full colour, user-friendly 7" display between the speedometer and tachometer.



### ISRI Seat

From long distance driving to short trips to the jobsite, the newly installed ISRI driver's seat is optimised to give you unrivalled support and comfort for the duration of your drive. The new seat uses ventilation and heating to keep drivers comfortable in any season, along with an armrest on selected models to reduce driving fatigue. It also incorporates an integrated seat belt to reduce neck and shoulder pressure, a shoulder adjustment only found on the premium level ISRI to support the driver's position, lumbar support, adjustable cushioning and rapid descend for easy ingress and egress.



### UV / IR Glass

Our new cabin glass keeps you comfortable and protects your skin by lowering the cabin temperature and reducing UV damage with up to 59% infrared ray protection and 99% ultraviolet ray protection in the windscreen and up to 90% ultraviolet ray protection in the door and backlight glass.

### Steering Wheel Controls

Starting with a smaller diameter for a more car like feel and control. Complete with easier handling and controls for the MID, safety systems, cruise control and AV unit, the new F Series steering wheel is made for a smoother and more enjoyable drive.



### Climate Control

Whether you like it hot or need to keep your cool, the Automatic Climate Control system monitors the interior cabin temperature and sunlight intensity, and will heat or cool the cabin to your pre-set temperature. Crew Cab and 4x4 F Series models use an electric Manual Climate Control system.





Accessories.

# Australia's no.1 truck, made more you.

From bullbars and seat covers to dashmats

and driving lights, Isuzu has the perfect range of accessories to customise your F Series truck. Every Isuzu Accessory is designed, tested and fitted to ensure they offer the same performance, safety and reliability as your Isuzu truck.

Roof Bar with Beacon

Weathershields

Reverse Alarms

Wheel Nut Indicators

Mudflaps

Exterior accessories.

Whether you're looking to add a little extra protection or a bit of bling, our exterior accessories cover styling, storage, protection, aerodynamics and more.

Air Deflector

Front and Side Cameras

Chrome Trim Options

Black and Chrome Grille

Bullbar

Choose your colour.

Personalise your F Series truck with a number of colour options to choose from on selected models.



Trans Blue



Dark Blue



Purplish Blue



Marine Blue



Woodland Green



Sunbelt Green



Sahara Beige



Wheatland Yellow



Highway Orange



Cardinal Red



Geranium Red



Arc White



Polar White



Al. Gray



Interior accessories.

# Your drive, your way.

Personalise everydrivewithaccessories designed to giveyoumorecontrol, comfort and storage.

Whether it's seat covers for long days (or nights) behind the wheel, a custom dash mat for extra style and protection, or floor mats that stand up to whatever you track in, every detail is designed to support you and your business.

\*Selected models only.



Seat Covers

Rubber Floor Mats

Dash mat

Multipurpose Switches

USB-C / A socket

Tyre Pressure Monitoring System



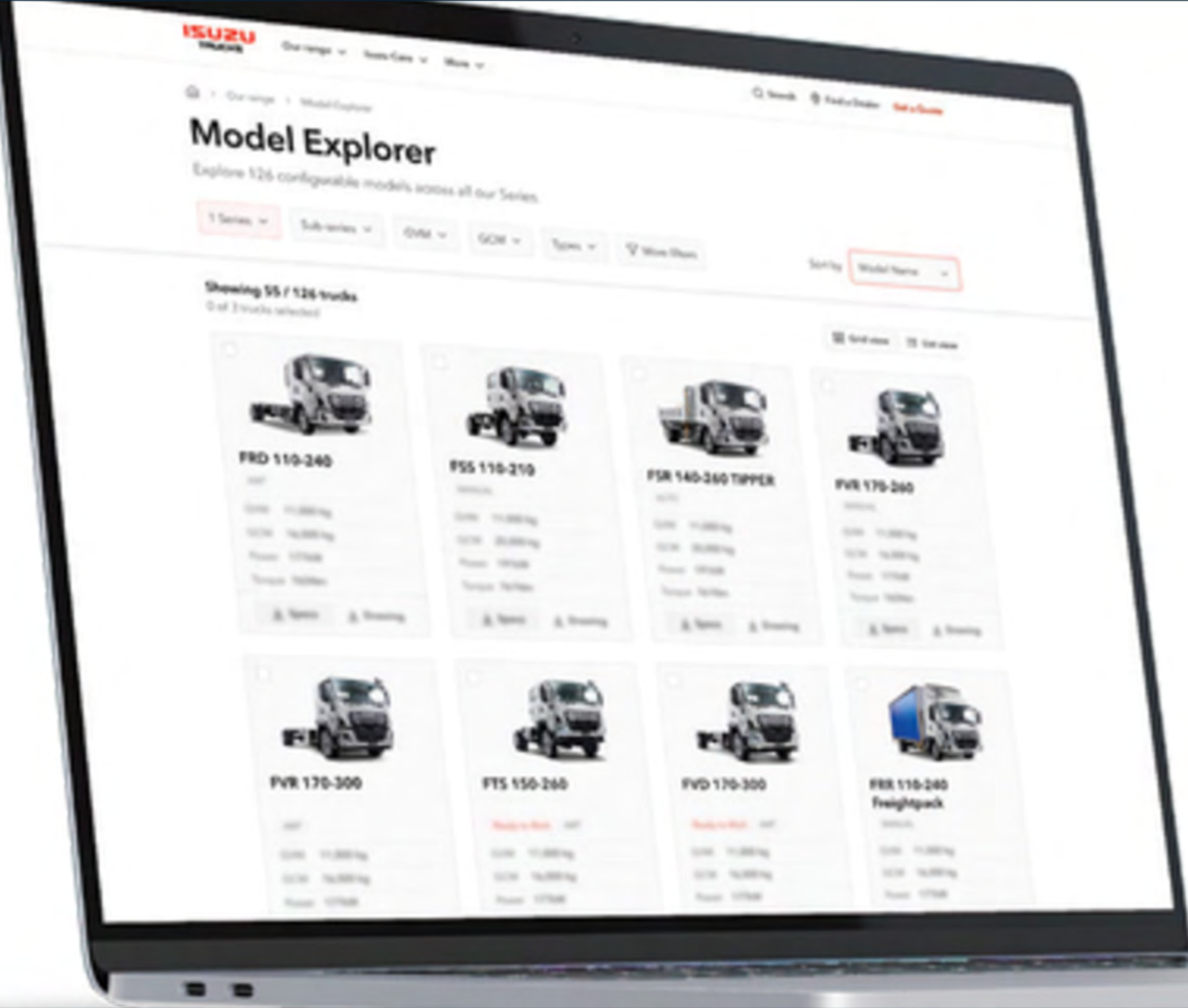
Specifications.

# All the details at a glance.

You'll find high level specifications on our F Series models on the opposite page. However, we recommend using the Isuzu Model Explorer to find the spec sheet for your business' needs.

View and download all specs sheets.

Scan to search, view and download full spec sheets for all Isuzu truck models using our Model Explorer.



Specifications table.

SUB SERIES	4x2, 6x2, 6x4 FRR, FRD, FSR, FSD, FVR, FVD, FVL, FVZ, FVY	4x4 FSS, FTS	Crew cab FRR, FVD, FSS, FTS	Ready-To-Work range FRR, FSR	Ready-To-Work Freightpack range FRR, FSR, FVL
GVM	11,000 – 26,000 kg 15,500 – 36,000 kg	11,000 – 15,000 kg	11,000 – 17,000 kg	11,000 – 14,000 kg	11,000 – 26,000 kg
GCM	177 – 221 kW 765 – 981 Nm	15,500 – 21,000 kg	15,500 – 32,000 kg	154 – 191	15,500 – 32,000 kg
Power (kW @ RPM)	7.0m MT, AT & AM	154 – 191 kW 706 – 883 Nm	706 – 883 Nm	Crew	standard – Crew wide 3.8 –
Torque (Nm @ RPM)		– Wide 3.8 – 4.3m	6.5m MT, AT & AM		
Cab		MT & AT		Standard	Standard – Wide
Wheelbase					
Transmission				AT & AM	AT & AM

Warranty table.

MODEL	Vehicle	Roadside assist	Genuine accessories and RTW body equipment
FSS & FTS	3 years or 200,000 km	3 years	3 years unlimited km
FRR, FRD, FSR, FSD	6 years or 300,000 km	6 years or	3 years unlimited km
FVR, FVD, FVL, FVZ, FVY	500,000 km or 8,000 hours	6 years	3 years unlimited km

For illustration purposes only.



## Isuzu Care.

# A new level of support.

The all-new Isuzu truck range redefines safety, efficiency and comfort — and deserves the customer care programme to match.

Care comes in many forms at Isuzu, whether it's peace of mind that your truck is covered by an industry-leading 6 year warranty, having access to a suite of innovative support services or knowing that the part you need is never far away thanks to a state-of-the-art Australian distribution centre.



## Dealer network.

Isuzu has an extensive network of dealers around Australia. So no matter where you are, you'll never be too far from a dealer if you need support.



# ISUZU CARE



## 6 year factory warranty.

When we say reliability is everything, it's more than just talk. That's why our all-new F Series trucks come with an industry-leading 6 year factory warranty and roadside assist as standard. AWD/4x4 models and harsh application vehicles are covered by a 3 year harsh application warranty.

## 6 year 24/7 roadside assist.

Isuzu Assist offers 24/7 roadside assistance for 6 years with all F Series trucks, except for AWD/4x4 models and harsh application vehicles which have 3 year coverage.

Our F Series trucks come standard with an industry-leading 6 year factory warranty. 4x4, Garbage Compactor and Concrete Agitator models are covered by a 3 year harsh application warranty. 6 year warranty excludes Concrete Agitator and Garbage Compactor models which are covered by a 3 year warranty, 3 year roadside assist and 200,000 km.



# The pillars of Isuzu Care.

IsuzuCare is a combination of unique customer service and support programs, all working together seamlessly to redefine the experience of owning an Isuzu truck.

**Customer support.** Our dedicated local specialists are on hand to ensure that every part of your business runs smoothly. These support services include industry best practices, offering leading customer engagement and feedback tools.

**Productivity.** To get any job done, you need the right tools. Isuzu offers a wide range of truck models, supported by Australia's largest dealer network and innovative product design and support systems. All of these elements work together to enhance your business productivity.

**Reliability.** Isuzu trucks are known for their reliability. But at Isuzu, reliability is a lot more than the truck itself. From our industry leading 6 year warranty and roadside assist package, to our state-of-the-art Australian parts distribution centre, we take 'reliability is everything' to a whole new level.



Service agreements.

Servicing  
made  
easier.

Few things cause as much pain to a

business as a big, unexpected bill. And while we can't help with all of your outgoings, Isuzu's service agreements will flatten your truck servicing costs into a single, predictable, monthly payment (or upfront fee in the case of Isuzu Essentials).

Plus, looking after your truck pays bigger dividends than just smoothing out your servicing costs. Proper maintenance lowers the total cost of ownership, reduces downtime, and improves the revenue of every load. You can also rest easy knowing that with a service agreement, you'll be running a well-maintained fleet which means safer trucks for your drivers and protection for your business.



Isuzu Essentials.

Available on new trucks only and paid upfront, Isuzu Essentials covers your truck's first three regular services up to either your 36 month or 45,000 or 60,000km service (whichever comes first. Distance depends on truck model).

Genuine Filters & Lubricants\*

Check and Report Fault Codes

Wheel Bearing Re-pack (F Series only)

Lubricating All Joints

Washer Fluids

Labour

Valve Adjustments

Consumables

Environmental

Isuzu Essentials Plus.

Essentials Plus is available on new trucks and trucks currently in use, up to 36 months old. This plan also covers consumables such as wiper blades, light globes, fuses and fan belts.

Genuine Filters & Lubricants

Check and Report Fault Codes

Wheel Bearing Re-pack

Lubricating All Joints

Globes – Stop, Tail, Number Plate, Indicator, Headlight, Interior

Wiper Blades

Relays & Fuses

Fan Belts & Coolant Hoses

Washer Fluids

Labour

Isuzu Total.

Our most comprehensive new truck service agreement. It covers everything included in Essentials Plus, as well as engine, transmission, driveline, brakes, suspension, and electrical componentry.

Genuine Filters & Lubricants

Check and Report Fault Codes

Wheel Bearing Re-pack

Lubricating All Joints

Globes – Stop, Tail, Number Plate, Indicator, Headlight, Interior

Wiper Blades

Relays & Fuses

Fan Belts & Coolant Hoses

Washer Fluids

Engine Components

Transmission Components

Brake Components



Parts.

# The perfect fit.

Legendary reliability is the sum of all Parts. With superior quality and fitment, choosing an Isuzu Part is a smart choice for your business.

Isuzu Parts are backed by industry-leading support and a 3 year warranty\* for reduced downtime, so you can focus on the important tasks at hand. When fitted by an authorised Isuzu technician, Isuzu Parts can also help to extend the working life of your truck.

So if you're looking for value for money, safety and long-lasting performance, it has to be Isuzu.

\*When fitted by an Isuzu Dealer.



Clutch



Filter



Radiator



PARTS



# ***Suttons Trucks***

## **ARNCLIFFE**

Suttons Trucks Arncliffe Pty Ltd  
93 Princes Highway  
Arncliffe NSW 2205  
Licensed Motor Dealer – MD 33  
Licensed Vehicle Repairer – MVRL5064 MVRLM43651

Alex Bil Sales Consultant - 0447 971 352  
Brandon Kemp FleetSales Consultant - 0447 772 447  
Daniel Ferreira Sales Consultant - 0418 995 078  
Darren Vella Sales Consultant - 0459 276 304  
Dave Gregory Retail Manager - 0417 533 551  
Matt McKenna Sales Manager - 0404 892 441  
Troy Marshall FleetSales Consultant - 0410 590 205

---

Afterhours Service - 0447 911 757

Afterhours Parts - 0437 961 142



[isuzu.com.au](http://isuzu.com.au)

Isuzu Australia Limited ABN 97 006 962 572 ("IAL"). The information in this brochure was correct at time of printing, but all measurements, specifications and equipment are subject to change without notice. Bodies and equipment featured in this brochure may have changed, may not be genuine accessories and are available at an additional cost. IAL may make changes at any time without notice, in prices, colours, materials, equipment and models. IAL makes all reasonable attempts to ensure the availability of all vehicles and equipment. The information in this brochure is general in nature. Your Isuzu Truck Dealer can confirm all measurements, specifications and vehicle/equipment availability upon request. Any body illustrated is not necessarily standard equipment. MAR2025 FSA/ISZS2076