

ISUZU
RELIABILITY IS EVERYTHING



GVM: 4500 - 8800 KG

HISTORY OF SUTTONS

For more than 80 years, Suttons has been a cornerstone of Sydney's transportation landscape - a name synonymous with exceptional service, professionalism, innovation, and, of course, quality vehicles and service.

Established in 1943 by the late Sir Frederick Sutton, Suttons is still owned and operated by the Suttons Family with Craig and Ryan Sutton as joint Managing Directors. Suttons has grown into Sydney's largest family-owned dealer group, a comprehensive family business covering all facets of the motor industry; sales, finance, service, and parts, including segments from volume, prestige, and trucks. Suttons has expanded and diversified exponentially since its inception. In the late 1940s, the acquisition of Suttons Motors Homebush marked the beginning of Bedford Truck sales and the beginning of an Automotive Legacy.

Today, Suttons remains committed to delivering the same excellent brand and service experience envisioned by Sir Frederick Sutton in 1943.





The all-new Isuzu N Series.

Reliability redefined.

When rebuilding Australia's no.1 light truck from the ground up, we asked ourselves: 'what does reliability really mean?'

It means seamless shifting for a smoother and more efficient drive. It means having a second pair of eyes on the road when you need it most. And having access to one of the country's most comprehensive customer care programmes.

Whatever your business needs to achieve, the new N Series will help get the job done efficiently, comfortably and safely – day in, day out.

And with an industry-leading 6 year factory warranty, 24/7 roadside assist and new Ready-to-Work models, the N Series isn't just reliable, it's reliability redefined.

Sleek new cab design.

Streamline your driving efficiencies.

The hero of the next generation N Series is its sleek new cab design – but it's about more than good looks. The new cab offers a more comfortable drive, low entry for easy access, and a better driving performance.

It's also safer for both drivers and other road users, with Daytime Running Lights, Automatic Lighting System and an energy-absorbing space set inside front panel designed to reduce injury to pedestrians and vulnerable road users in low speed collisions. Not only that, the new cab comes with 99% UV protection in the windscreen and up to 90% protection in the door and backlight glass to help keep things cool.



Cab options.

Seriously versatile.

Whether you're transporting your

crew or travelling solo, the Isuzu N Series offers a range of cab options to help you travel in comfort, with leg room and storage space to spare.

With the addition of an all-new narrow and low cab, navigating tight spaces and low-clearance areas is easier than ever. This joins the existing Standard Narrow and wide cab designs, giving you more options to find the perfect fit for your application.

Crew cab variants are also available across the NMS, NNR, NPR, NPS, NQR, and NQS models – so no matter your application, there's an N Series to match.



Crew



Narrow and Low

Narrow

Wide

4x4 range.

As tough as it gets.

When you're working in tough conditions, you need reliability that can perform, whether it's tackling the steepest hills or making light work of loose gravel.

Our all-new N Series 4x4 range brings together the essential features, smoother drive and increased comfort of our next generation light trucks – but in a model that's purpose-built for off-road conditions.



Ready-to-Work range.

The workhorse redefined.

Coming soon, our Ready-to-Workrange is designed for those who need legendary reliability without the wait. It includes a comprehensive selection of bodied trucks designed and built to our specifications. Best of all, every Ready-to-Work truck comes with a 6 year factory warranty on the chassis, and a 3 year factory warranty on the body.

Tradepack.

If you're a tradie looking to get serious about tackling bigger jobs, this is the truck for you. Whether you're a builder, plumber or landscaper, the Isuzu Tradepack will take your business to the next level. Models are available to suit a car licence (4,500kg GVM) or a truck licence (6,500kg GVM).

Servicepack.

Imagine a toolbox on wheels and you'll get a good idea of our Servicepack and Servicepack X. Both trucks feature durable powder coated steel bodies and come with integrated central locking on doors and lockers with adjustable internal shelving.

Tipper.

The Tipper range starts with car licence models capable of carrying around two tonnes, right up to the NQR Tipper with even bigger payloads and more flexibility. Plus, our Tri-Tipper has a unique three-way tipping ability, giving you even more capability from any angle.

Vanpack.

When it comes to convenience and comfort, the Ready-to-Work Vanpack really delivers the goods. Or the furniture. Or whatever else needs delivering. So if you've got a delivery business, take it further in a new Isuzu Vanpack.

Traypack.

The Ready-to-Work Traypack is available in short and medium wheelbases, and as a crew cab. It also has a truck-sized aluminium tray, helping you carry bigger payloads for bigger paydays, while still being nimble enough to go wherever your work takes you. Also available with Independent Front Suspension on selected models.



Advanced Driver Assistance Systems.

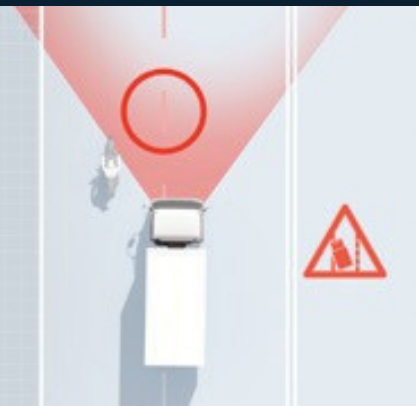
Smarter safety for every road user.

ADAS is a suite of intelligent active safety systems. Each feature works together seamlessly to reduce the chance of an accident or mitigate damage if an accident does occur.

The new N Series improves on Isuzu's already class-leading ADAS to change the way trucks keep drivers and other road users safe.

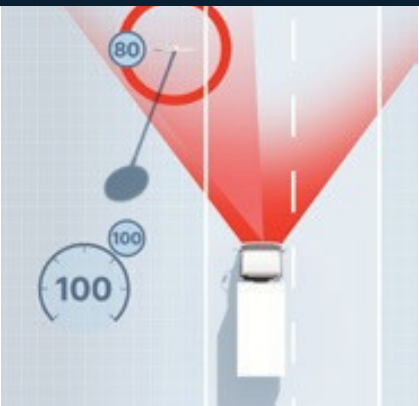
With innovative features like Traffic Sign Recognition, Full Speed Adaptive Cruise Control* and an Intersection Warning System, ^ your Isuzu truck can help to detect vehicles, pedestrians, obstacles, lanes and traffic signs – and react when needed.

*Not available on 4x4 models.
^Available on selected models.



Lane Departure Warning

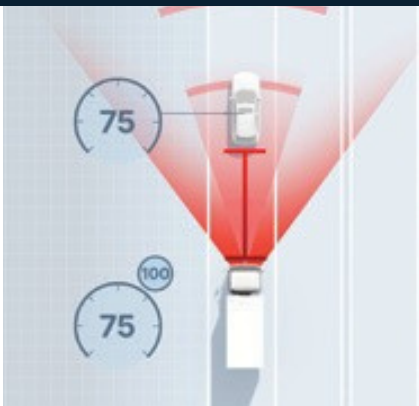
LDW can detect lane markings and provide an audible and visual warning under certain conditions if the driver wanders near or out of the lane. The driver can select two sensitivity settings or switch the feature off.



Traffic Sign Recognition

The ADAS' camera recognises particular traffic signs, including speed limit signs, and informs the driver by displaying them on the dash instrument panel.

AMT only.



Full Speed Adaptive Cruise Control

FACC uses a stereo camera to detect the vehicle in front of the truck, then maintains a set distance from that vehicle by slowing or speeding up the truck accordingly. FACC will work at any speed, so if the vehicle ahead comes to a stop, the truck will too.

AMT only.



Intelligent Speed Limiter

If the TSR detects a change in speed limit, it alerts the driver who can then apply a vehicle speed limiter to that speed by operating the resume button.

AMT only.



Attention Assist System

When the truck is moving at speeds above 70 km/hr, AAS will alert the driver if the system detects any inconsistent steering input and will suggest that the driver takes a break.



Intersection Warning System

At an intersection, side-mounted short-range radars can detect obstacles or obstructions in the vehicle's path, including cars, bicycles and pedestrians, and alert the driver.

4x2 only.

Intersection Emergency Braking

At an intersection, side-mounted short-range radars can detect obstacles or obstructions in the vehicle's path, including cars, bicycles and pedestrians, and alert the driver. If the driver does not respond to the IWS alert, the brakes may be applied autonomously to prevent a collision.

4x2 only.

ADAS technology.

Isuzu intelligence.

Theeyes behind the NSeries'ADAS is a highly effective dual-lens camera, used to monitor the forward environment to detect objects such as vehicles, pedestrians and cyclists. The system uses the camera to determine the object and measure its size, distance, and velocity.



Advanced Emergency Braking

Ifthe driver failstobrake after the vehicle warns of a pedestrian, cyclist or other vehicle appearing unexpectedly, the AEB system can apply the brakes automatically to avoid a collision. The brake lights will also come on during this process.



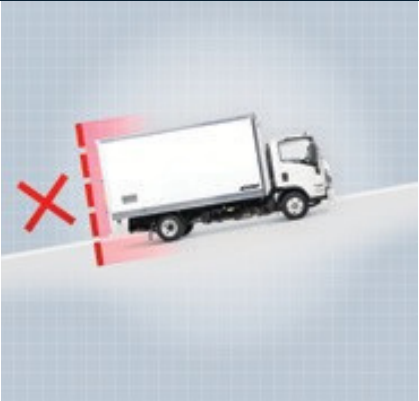
Electronic Stability Control

ESCuses data from a number of sensors to monitor driver input and vehicle control. If it detects understeer, oversteer or roll-over, ESC can override driver input, reduce power and/or apply individual wheel braking and assist the driver to maintain vehicle control.



Customisable Speed Limiter

CSLallowsvehicleowners toset a predetermined maximum speed that the driver cannot accelerate beyond.



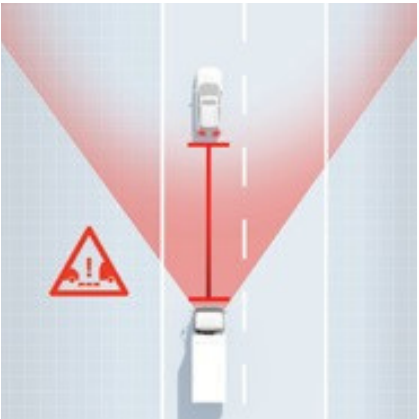
Hill-Start Aid

HSAs is included on trucks with manual transmissions. When the brake pedal is applied on a hill, the brake pressure is maintained until the clutch is released (or eight minutes) to assist in preventing the truck from rolling back.



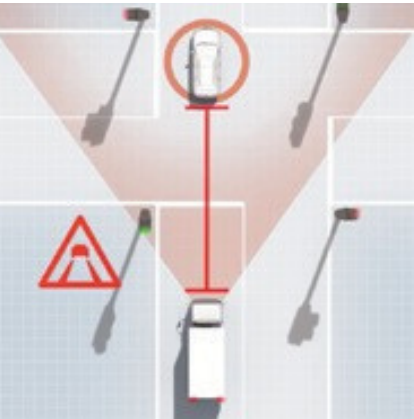
Anti-Skid Regulator

ASRdetects wheneither or both rear wheels are spinning faster than the other on a loose surface, then reduces torque and/or applies the brake to the spinning wheel to improve traction.



Distance Warning System

DWShelps drivers to maintain a safe distance from the vehicle ahead by giving a warning if a pre-set distance is reached. The driver can choose from four pre-set minimum distances.



Traffic Movement Warning

TMW monitorsstationaryvehiclesin front of the truck. If the vehicle ahead moves more than a set distance and you don't follow along, an audible and visual warning sounds.



Missed Acceleration Mitigation

MAMhelps to slowthetruck'sacceleration and mitigate collision damage when the system determines the accelerator pedal is depressed more than needed, such as by accident, while the vehicle is stopped and has an obstacle in front of it.



Cab Tilt Warning

IfCTWrecognisesthat the cab tilt is not fully locked, an audible and visual warning sounds.



Electric Park Brake

EPB will automatically apply the park brake when activated by the driver, ensuring the correct amount of parking brake force is applied. EPB will automatically apply when the vehicle is in park.

Anti-Lock Braking System

ABS determinesifa wheel is locked and not turning. It then releases the locked wheel brake and reapplies pressure to reduce locking and maintain control, allowing the driver to effectively steer and brake at same time.

Forward Collision Warning

FCWscans the road ahead to detect vehicles, pedestrians, bicycles, or other obstacles. Using a stereo camera system enables the truck to judge distance and relative speed in a similar way to human eyesight. If it senses a potential collision, it will warn the driver to brake.

Passive safety features.

Built to protect.

Isuzu's Cabin Occupant Safety

Systems (COSS) are a range of passive safety features, for example airbags and ECE-R29 certified cabs, that work seamlessly together to reduce the risk of injury and minimise damage in the event of an accident. They're meticulously designed, fitted and tested to ensure they offer superior protection and reliable performance when you need it most.

Cabin ECE-R29

Isuzu trucks are built to the ECE-R29 safety standard, which is a global test certification from the United Nations. This cabin rating means that the truck's cab has been designed to withstand excessive deforming in case of an incident. This rating isn't currently mandatory in Australia, but cabins that are ECE-R29 approved offer superior protection for their occupants.




The Supplementary Restraint System (SRS)

In the event of a collision, the Supplementary Restraint System (SRS) will determine if the incident is above a certain intensity, and deploy airbags in a split second to cushion the cabin occupants and help reduce any injuries.



Anti-Intrusion Bars

Additional reinforcement installed into the structure of the truck's doors, Anti-Intrusion Bars protect cabin occupants in case of an incident.



Seat Belt Pretensioner (Driver and Front Passenger)

If the SRS senses sharp deceleration that indicates an accident, it will automatically pretension the seat belt to pull the occupant back into their seat and reduce the chance of injuries.

Turbocharged diesel engine.

Higher efficiency. Lower emissions.

Isuzu has developed a new generation engine that brings together reliable power and improved efficiencies.

Manufactured by Isuzu at the Tochigi Engine Plant, our all-new engines meet the ADR80/04 exhaust emissions regulations.

The engines use AdBlue alongside Selective Catalytic Reduction (SCR) technology to reduce the amount of harmful gases being released into the atmosphere, while still giving you the power and torque you need to get the job done.

The new N Series has three Isuzu common rail intercooled turbo-diesel options, ranging from our 110kW (150PS) power plant with 375Nm of torque through to our 140kW (190PS) engine punching out 513Nm.




9-speed dual-clutch transmission.

EZY Drive.

Experience a more refined drive with the N Series' new 9-speed dual-clutch transmission.

The 9-speed gearbox keeps RPMs low for maximum fuel efficiency and noise reduction, while the Isuzu-patented dual clutch structure enables full power 'milli-second' upshifts to reduce torque loss and provide seamless shifting. It's so smooth, you'll forget you're in a truck.

The new transmission can be operated by AT driver's license holders and is available with the 4JZ1 engine.



Advanced technology.

Innovation in every drive.

The new N Series is loaded with the latest technology and intelligent features designed to make your driving experience easier, safer and more enjoyable. Whether it's lights that ensure you're always visible or having multimedia and navigation at your fingertips, you can rely on your Isuzu truck like never before.

MyIsuzu Co-Pilot AV System

The MyIsuzu Co-Pilot multimedia system features a 10.1 inch touch screen, Apple CarPlay, Android Auto, and digital stations. Navigate through the menu, or for even greater convenience and safety, use voice-controls for Apple CarPlay and Android Auto. Hands-free Bluetooth and truck-specific navigation are standard.



LED Daytime Running Light

DRL is a strip of light integrated into the truck's headlamps that is turned on while driving with headlights off for extra visibility in all conditions.



Bi-LED Headlamp

Our innovative new headlamp design offers improved nighttime visibility with a larger area of illumination and Bi-LED beam.



Automatic Lighting System (Front and Rear)

ALS monitors exterior light levels and automatically turns on the headlights and tail-lights if needed.



Passive Entry and Start System

No more rummaging around for your key. PESS uses EPB will automatically apply the park brake proximity sensors to detect the location of your truck's when activated by the driver, ensuring the key fob and allows you to lock and unlock the vehicle's correct amount of parking brake force is applied. EPB will automatically apply when the vehicle is in park. Available on all models except 4x4.



Electric Park Brake

**A smarter
dash.
A smoother
ride.**

The cabin also takes comfort to a whole new level, with automatic climate control and UV protection glass in the windscreen, door and backlight glass.



Digital Instrument Cluster

The new Digital Instrument Cluster offers increased centre storage space, easier access for maintenance and the installation of advanced items.



Full Colour TFT Multi-Information Display

The all-new N Series features a full colour, user-friendly 7" display between the speedometer and tachometer.




Steering Wheel Controls

With a smaller diameter for easier handling and controls for the MID, safety systems, cruise control and AV unit, the new N Series steering wheel is made for a smoother and more enjoyable drive.



Climate Control

Whether you like it hot or need to keep your cool, the Automatic Climate Control system monitors the interior cabin temperature and sunlight intensity, and will heat or cool the cabin to your pre-set temperature.



UV / IR Glass

Our new cabin glass keeps you comfortable and protects your skin by lowering the cabin temperature and reducing UV damage with up to 59% infrared ray protection and 99% ultraviolet ray protection in the windscreen and up to 90% ultraviolet ray protection in the door and backlight glass.

Accessories.

Australia's no.1 truck, made more you.

From bullbars and tow bars to dash mats and driving lights, Isuzu has the perfect range of accessories to customise your N Series truck. Every Isuzu Accessory is designed, tested and fitted to ensure they offer the same performance, safety and reliability as your Isuzu truck.

Weathershields

Reverse Alarms

Electric Trailer Brake Controller

Tow Bar

Mudflaps

Wheel Nut Indicators

Exterior accessories.

Whether you're looking to add a little extra protection or a bit of bling, our exterior accessories cover styling, storage, protection, aerodynamics and more.

Air Deflector

Roof Bar with Beacon

Front and Side Cameras

Black and Chrome Grille

Bullbar

Chrome Exterior Trims

Choose your colour.

Personalise your N Series truck with a number of colour options to choose from on selected models.



Trans Blue



Dark Blue



Purplish Blue



Marine Blue



Woodland Green



Sunbelt Green



Sahara Beige



Wheatland Yellow



Highway Orange



Cardinal Red



Geranium Red



Arc White



Polar White



Al. Gray



Rubber Floor Mats

Storage Solutions

Multipurpose Switches

USB C/A socket

Tyre Pressure Monitoring System

Dash Mat

Interior accessories.

Your drive, your way.

Personalise every drive with accessories designed to give you more control, comfort and storage.

Whether it's seat covers for long days (or nights) behind the wheel, sunshades that keep your cab cool, a custom dash mat for extra style and protection, or floor mats that stand up to whatever you track in, every detail is designed to support you and your business.

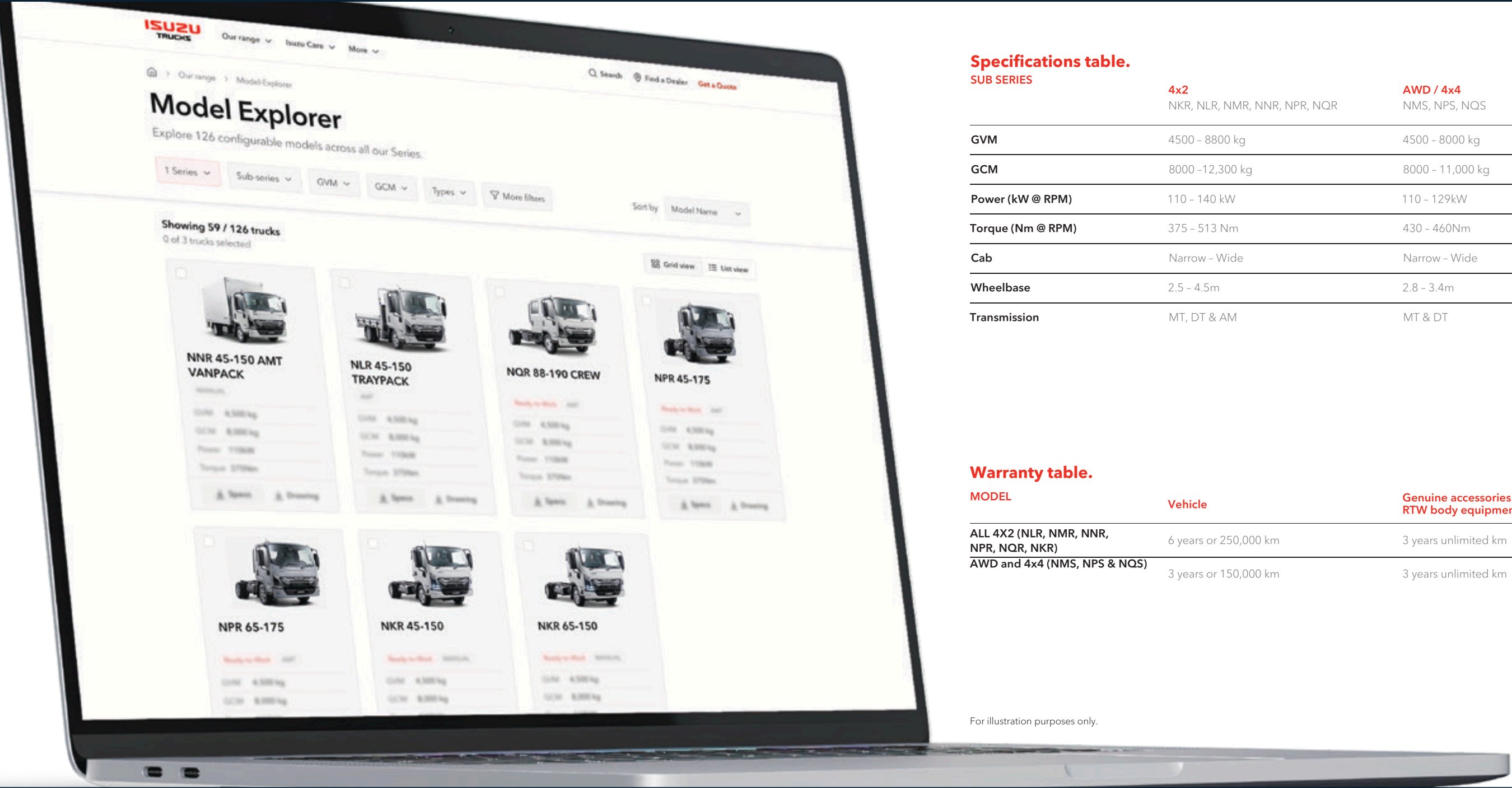
Specifications.

All the details at a glance.

You'll find all the specifications on our N-Series models on the opposite page. However, we recommend using the Isuzu Model Explorer to find the spec sheet for your business' needs.

View and download all spec sheets.

Scan to search, view and download full spec sheets for all Isuzu truck models using our Model Explorer.



Specifications table.

SUB SERIES	4x2	AWD / 4x4	Crew cab
	NKR, NLR, NMR, NNR, NPR, NQR	NMS, NPS, NQS	NMS, NNR, NPR, NQR, NQS
GVM	4500 – 8800 kg	4500 – 8000 kg	4500 – 8800 kg
GCM	8000 – 12,300 kg	8000 – 11,000 kg	8000 – 12,300 kg
Power (kW @ RPM)	110 – 140 kW	110 – 129kW	110 – 140 kW
Torque (Nm @ RPM)	375 – 513 Nm	430 – 460Nm	375 – 513 Nm
Cab	Narrow – Wide	Narrow – Wide	Narrow crew - Wide crew
Wheelbase	2.5 – 4.5m	2.8 – 3.4m	2.8 – 4.5m
Transmission	MT, DT & AM	MT & DT	MT, DT & AM

Warranty table.

MODEL	Vehicle	Genuine accessories and RTW body equipment
ALL 4X2 (NLR, NMR, NNR, NPR, NQR, NKR)	6 years or 250,000 km	3 years unlimited km
AWD and 4x4 (NMS, NPS & NQS)	3 years or 150,000 km	3 years unlimited km

For illustration purposes only.

Isuzu Care.

A new level of support.

The all-new Isuzu truck range redefines safety, efficiency and comfort – and deserves the customer care programme to match.

Care comes in many forms at Isuzu, whether it's peace of mind that your truck is covered by an industry-leading 6 year warranty, having access to a suite of innovative support services or knowing that the part you need is never far away thanks to a state-of-the-art Australian distribution centre.



Dealer network.

Isuzu has an extensive network of dealers around Australia. So no matter where you are, you'll never be too far from a dealer if you need support.



ISUZU CARE



6 year factory warranty.

When we say reliability is everything, it's more than just talk. That's why our all-new N Series trucks come with an industry-leading 6 year factory warranty and roadside assist as standard. AWD/4x4 models and harsh application vehicles are covered by a 3 year harsh application warranty.

6 year 24/7 roadside assist.

Isuzu Assist offers 24/7 roadside assistance for 6 years with all N Series trucks, except for AWD/4x4 models and harsh application vehicles which have 3 year coverage.

*NMS/NPS/NQS 3 years.



The pillars of Isuzu Care.

IsuzuCare is a combination of unique customer service and support programs, all working together seamlessly to redefine the experience of owning an Isuzu truck.

Customer support.

Our dedicated local specialists are on hand to ensure that every part of your business runs smoothly. These support services include industry best practices, offering leading customer engagement and feedback tools.

Productivity.

To get any job done, you need the right tools. Isuzu offers a wide range of truck models, supported by Australia's largest dealer network and innovative product design and support systems. All of these elements work together to enhance your business productivity.

Reliability.

Isuzu trucks are known for their reliability. But at Isuzu, reliability is a lot more than the truck itself. From our industry leading 6 year warranty and roadside assist package, to our state-of-the-art Australian parts distribution centre, we take 'reliability is everything' to a whole new level.

Service agreements.

Servicing made easier.

Few things cause as much pain to a

business as a big, unexpected bill. And while we can't help with all of your outgoings, Isuzu's service agreements will flatten your truck servicing costs into a single, predictable, monthly payment (or upfront fee in the case of Isuzu Essentials).

Plus, looking after your truck pays bigger dividends than just smoothing out your servicing costs. Proper maintenance lowers the total cost of ownership, reduces downtime, and improves the revenue of every load. You can also rest easy knowing that with a service agreement, you'll be running a well-maintained fleet which means safer trucks for your drivers and protection for your business.



Isuzu Essentials.

Available on new trucks only and paid upfront, Isuzu Essentials covers your truck's first three regular services up to either your 36 month or 45,000 or 60,000km service (whichever comes first. Distance depends on truck model).

Genuine Filters & Lubricants*
Check and Report Fault Codes
Wheel Bearing Re-pack (F Series only)
Lubricating All Joints
Washer Fluids
Labour
Valve Adjustments
Consumables
Environmental

Isuzu Essentials Plus.

Essentials Plus is available on new trucks and trucks currently in use, up to 36 months old. This plan also covers consumables such as wiper blades, light globes, fuses and fan belts.

Genuine Filters & Lubricants
Check and Report Fault Codes
Wheel Bearing Re-pack
Lubricating All Joints
Globes – Stop, Tail, Number Plate, Indicator, Headlight, Interior
Wiper Blades
Relays & Fuses
Fan Belts & Coolant Hoses
Washer Fluids
Labour

Isuzu Total.

Our most comprehensive new truck service agreement. It covers everything included in Essentials Plus, as well as engine, transmission, driveline, brakes, suspension, and electrical componentry.

Genuine Filters & Lubricants
Check and Report Fault Codes
Wheel Bearing Re-pack
Lubricating All Joints
Globes – Stop, Tail, Number Plate, Indicator, Headlight, Interior
Wiper Blades
Relays & Fuses
Fan Belts & Coolant Hoses
Washer Fluids
Engine Components
Transmission Components
Brake Components

Extending your service agreement.

Available with Isuzu Essentials Plus and Isuzu Total.

Extended Care
Extended Assist
After-Hours Servicing

Glass Coverage
Fuel Card
Pick Up & Drop Off

Parts.

The perfect fit.

Legendary reliability is the sum of allParts. Withsuperior quality and fitment, choosing an Isuzu Part is a smart choice for your business.

Isuzu Parts are backed by industry-leading support and a 3 year warranty* for reduced downtime, so you can focus on the important tasks at hand. When fitted by an authorised Isuzu technician, Isuzu Parts can also help to extend the working life of your truck. So if you're looking for

value for money, safety and long-lasting performance, it has to be Isuzu.

*When fitted by an Isuzu Dealer.



Clutch



Filter



Radiator



Suttons Trucks

ARNCLIFFE

Suttons Trucks Arncliffe Pty Ltd
93 Princes Highway
Arncliffe NSW 2205
Licensed Motor Dealer – MD 33
Licensed Vehicle Repairer – MVRL5064 MVRLM43651

Alex Bil Sales Consultant - 0447 971 352
Brandon Kemp FleetSales Consultant - 0447 772 447
Daniel Ferreira Sales Consultant - 0418 995 078
Darren Vella Sales Consultant - 0459 276 304
Dave Gregory Retail Manager - 0417 533 551
Matt McKenna Sales Manager - 0404 892 441
Troy Marshall FleetSales Consultant - 0410 590 205

Afterhours Service - 0447 911 757

Afterhours Parts - 0437 961 142



isuzu.com.au

Isuzu Australia Limited ABN 97 006 962 572 ("IAL"). The information in this brochure was correct at time of printing, but all measurements, specifications and equipment are subject to change without notice. Bodies and equipment featured in this brochure may have changed, may not be genuine accessories and are available at an additional cost. IAL may make changes at any time without notice, in prices, colours, materials, equipment and models. IAL makes all reasonable attempts to ensure the availability of all vehicles and equipment. The information in this brochure is general in nature. Your Isuzu Truck Dealer can confirm all measurements, specifications and vehicle/equipment availability upon request. Any body illustrated is not necessarily standard equipment. MAR2025 FSA/ISZS2076