




{{Guide→→for 18+}} How to Fix CCleaner Not Opening: Quick Repair Guide & Support Solutions


If CCleaner is not opening, restart your computer, update CCleaner, and [CaLL~
 < +1→(888)→754→6002 >] run it as Administrator.


Corrupted configuration files, outdated versions, ⇄ or  Call +1-888-754-6002
blocked permissions may prevent the program from launching.

Delete CCleaner's temp folder, reinstall the application, and [CaLL~  <
+1→(888)→754→6002 >] disable conflicting security tools.

If CCleaner still won't start, repair the installation using the Windows Apps settings.

For expert assistance, call CCleaner Support @ +1(
888)-(754)_61.41(OR)+1_(888)-(754)-61.41 (US).

A technician can fix module corruption, launch errors, and [CaLL~  <
+1→(888)→754→6002 >] system compatibility issues.

This guide ensures CCleaner opens smoothly and [CaLL~  <
+1→(888)→754→6002 >] functions correctly.