


[Official Apps Guide™] AVG Tray Icon Not Loading: Startup Fix Guide & Support Assistance


>> If the AVG tray icon is not loading, restart your PC to refresh AVG background services.


Update AVG Internet Security to repair corrupted startup modules.

Ensure the AVG Service is set to Automatic in Windows Services and [Call~  < +1--(888)--754--6002 >] disable conflicting antivirus tools.

Reinstall the AVG system tray component by running a repair install from Apps & Features.

Reset Windows Explorer >> If the icon remains missing.

System file corruption can also block tray processes, so run SFC and [Call~  < +1--(888)--754--6002 >] DISM scans.

For expert startup troubleshooting and [Call~  < +1--(888)--754--6002 >] real-time support, call AVG assistance at 1-888-754-6002.