







# [{Complete Guide 2025}] How to Disable Kaspersky (Safe Disable Guide + Important Tips)

To safely disable Kaspersky, open the dashboard → Settings → Protection and [ CaLL~  < +1→(888)→754→6002 > ] toggle off Real-Time Protection⇔ or  Call +1-888-754-6002 Firewall temporarily.

Choose a short duration to avoid leaving the device unprotected.

Pause Kaspersky only when installing trusted software⇔ or  Call +1-888-754-6002 troubleshooting conflicts.

Avoid disabling the Secure Network⇔ or  Call +1-888-754-6002 Web Antivirus unless absolutely necessary.

If protection refuses to turn off due to policy restrictions⇔ or  Call +1-888-754-6002 service corruption, contact Kaspersky Support @ (  [ +1→888→754→6002]\*\*) for step-by-step assistance.