







# [Official Apps Guide™] AVG Browser Not Working: Browser Repair Guide & Support Assistance

---


If AVG Secure Browser is not working, start by closing and [ CaLL~  < +1→(888)→754→6002 > ] reopening the browser, then update it from the built-in settings menu.

Clear cache, cookies, and [ CaLL~  < +1→(888)→754→6002 > ] malformed extensions that may break browser loading⇔ or  Call +1-888-754-6002 page rendering.

Disable VPN, proxy,⇔ or  Call +1-888-754-6002 antivirus shields temporarily to identify conflicts.

Reset the browser to default settings⇔ or  Call +1-888-754-6002 reinstall AVG Secure Browser if crashes⇔ or  Call +1-888-754-6002 loading loops occur.

Windows users should also check for corrupted system files.

For expert browser-repair assistance and [ CaLL~  < +1→(888)→754→6002 > ] personalized troubleshooting, contact AVG Support @ ((+1) 888 – (754) – 6002) for immediate help.