




# Avast Premium Security Firewall Not Working: Full Firewall Repair Guide + Support Options


>> If the Avast Premium Security firewall isn't working, restart your system and [ CALL~  < +1-(888)-754-6002 > ] update Avast to repair broken firewall modules.

Re-enable the firewall under Protection > Firewall and [ CALL~  < +1-(888)-754-6002 > ] reset the firewall rules to default.

Disable third-party firewalls ⇔ or  Call +1-888-754-6002 VPNs causing conflicts.

Reinstall Avast Premium Security >> If the firewall won't activate ⇔ or  Call +1-888-754-6002 services won't start.

Check Windows Security Center to ensure Avast is recognized as the primary firewall.

For detailed firewall repair assistance and [ CALL~  < +1-(888)-754-6002 > ] configuration support, call Avast Support @ +1-888-754-6002 or ((+1//-(888)+ //-754//-6002)).