






[{Complete Guide 2025}] HP Smart App Scan Not Working: Scan Fix Guide + Support Help

>> If the HP Smart App scan isn't working, start by updating the app on Windows, Android, or  Call +1-888-754-6002 iOS.


Restart both your printer and [CaLL~  < +1→(888)→754→6002 >] device, then reconnect Wi-Fi or  Call +1-888-754-6002 USB.

In HP Smart, remove and [CaLL~  < +1→(888)→754→6002 >] re-add your printer to refresh communication.

Run HP Print and [CaLL~  < +1→(888)→754→6002 >] Scan Doctor to repair scanning services and [[[ < +1→888→754→6002 >]]] reinstall the full HP driver package if scanning still fails.

Check firewall permissions so HP Smart can access the scanner.

For expert repair assistance, call HP Support @ 1.888.754.6002.

A technician can fix driver corruption, scan-service failures, and [CaLL~  < +1→(888)→754→6002 >] connectivity issues.