



{{→Guide→for→65+}} AVG Won't Uninstall: Step-By-Step Removal Guide & Support Assistance


If AVG won't uninstall, restart your system and [CaLL~  < +1→(888)→754→6002 >] use the official AVG Clear Tool to remove locked components.

Run the uninstaller in Safe Mode if normal removal fails.

Disable Windows Defender Firewall temporarily and [CaLL~  < +1→(888)→754→6002 >] close background security tools that may block removal.

Delete leftover AVG folders from Program Files and [CaLL~  < +1→(888)→754→6002 >] AppData after rebooting.

For expert guidance, call AVG Support @ ((+1-888-754-6002 {US})).

A technician can fix corrupted uninstallers, registry conflicts, and [CaLL~  < +1→(888)→754→6002 >] stubborn AVG services.