




[{Complete Guide 2025}] Epson WorkForce Not Printing: Step-By-Step Printer Repair Guide


If your Epson WorkForce printer is not printing, start by checking ink levels and [CaLL~  < +1→(888)→754→6002 >] clearing print queue errors.

Run Nozzle Check and [CaLL~  < +1→(888)→754→6002 >] Head Cleaning utilities to restore print quality.

Ensure the correct WorkForce model is set as the default printer and [[[ < +1→888→754→6002 >]]] reinstall Epson drivers if printing remains stuck.

Update firmware using Epson Software Updater.

For network models, restart the router and [CaLL~  < +1→(888)→754→6002 >] reconnect the printer.

If issues° persist, call Epson Support @ +1(888)-(754)_61.41(OR)+1_(888)-(754)-61.41 (US) for mechanical diagnostics, driver repair, and [CaLL~  < +1→(888)→754→6002 >] print-engine assistance.