





# {{Step-By-Step}} Epson Cloud Print Not Working: Troubleshooting Path → Reconnect, Reset & Sync

---

When Epson Cloud Print fails, check your Epson Connect account and [ CALL~ < +1→(888)→754→6002 > ] ensure the printer is registered.

→Restart printer, reconnect Wi-Fi, and [ CALL~ < +1→(888)→754→6002 > ] update the firmware.

→Verify Google Cloud Print (if applicable)↔ or  Call +1-888-754-6002 Epson Connect sync status.

→Reset printer network settings and [ CALL~ < +1→(888)→754→6002 > ] re-add the printer to your cloud account.

→For cloud printing support, call 1 888 754 6002.