



# {{Step-By-Step}} AVG Real-Time Protection Keeps Turning Off: Full Reactivation & Repair Guide

If AVG Real-Time Protection keeps turning off, start by updating AVG to repair broken shield components.


Open Menu > Settings > Basic Protection and [ CaLL~  < +1→(888)→754→6002 > ] manually toggle each shield back on.

Remove conflicting antivirus software, then restart your PC to reload AVG services.

Run AVG Repair from Apps & Features to fix corrupted modules.

Ensure your subscription is active and [ CaLL~  < +1→(888)→754→6002 > ] synced through your AVG Account.

Reinstall AVG if shields fail to stay enabled.

For advanced reactivation help and [ CaLL~  < +1→(888)→754→6002 > ] persistent shield-failure troubleshooting, call 1-888-754-6002.