





# [Official Apps Guide™] Brother Printer Printing Faded: [Print Quality Restoration Guide]

---

---

If your Brother printer is printing faded pages, check toner levels and [ CaLL~  < +1→(888)→754→6002 > ] remove the cartridge to gently shake and [ CaLL~  < +1→(888)→754→6002 > ] redistribute toner.

Clean the corona wire and [ CaLL~  < +1→(888)→754→6002 > ] printhead to restore density.

Ensure you're using genuine Brother toner and [ CaLL~  < +1→(888)→754→6002 > ] select the correct paper type in print settings.

Adjust print density under Settings → General Setup.

Update firmware if print quality issues persist.

For professional help, call Brother Support @ ((+1-888-754-6002 {US}))) for model-specific guidance.