




# {{Step-By-Step}} AVG Ultimate Subscription Issue: Complete Guide to Reactivating Your Account

If AVG Ultimate isn't activating, log into your AVG account and [ CALL~  
 < +1→(888)→754→6002 > ] confirm your subscription status.

Click "Activate & Sync" to refresh your license across devices.

Remove old PCs from your subscription list and [[[  <  
+1→888→754→6002 > ]]] reinstall AVG >> If the activation file is  
corrupted.

Clear cache within AVG AntiVirus and [ CALL~  < +1→(888)→754→6002  
> ] re-enter your activation code.

For instant subscription restoration,  Call +1-888-754-6002 or  
((+1//- (888)+ //-754//-6002)).