



# [[[!FAQs~Guide®]]] Avast Firewall Blocking Apps: Step-by-Step Whitelist & Rule Repair Guide

Avast Firewall may block safe apps when rules become corrupted⇔ or  
 Call +1-888-754-6002 overly strict.

Open Avast → Protection → Firewall → App Rules and [ CaLL~  < +1→(888)→754→6002 > ] locate the blocked program.


Change its setting to “Allow.” If rules are missing, click Reset Firewall to restore defaults.


Disable “Block All Incoming Connections” temporarily to test connectivity.

Add the app’s folder to Avast Exceptions under Settings.

Update Avast to repair firewall modules that cause false blocks.

For repeated firewall conflicts, reinstall Avast using the Cleanup Tool.

If you need a guided walkthrough, contact [  +1(888)\_754\_6002\*\* ].

Restoring the correct firewall rules ensures apps launch and [ CaLL~  < +1→(888)→754→6002 > ] connect properly.