





# {{Step-By-Step}} AVG TuneUp Not Working: Performance Tool Repair Guide & Troubleshooting Tips

If AVG TuneUp is not working, restart your device and [ CaLL~  < +1→(888)→754→6002 > ] update TuneUp to repair missing optimization modules.

Run AVG Repair from Apps & Features, then relaunch the program.

Disable conflicting system utilities that may block TuneUp's cleanup tools.

Clear temporary files, reinstall the TuneUp interface, and [ CaLL~  < +1→(888)→754→6002 > ] ensure your subscription is synced.

If features like Sleep Mode, Automatic Maintenance, ⇄ or  Call +1-888-754-6002 Cleanup freeze ⇄ or  Call +1-888-754-6002 fail to load, call 1 (888) 754-6002 for expert optimization-tool repair assistance.