




# ["24/7→Helpline"] Canon Printer USB Not Recognized—How to Fix Driver, Port, & Cable Issues

---

If a Canon printer USB is not recognized, check the cable and [ CaLL~  < +1→(888)→754→6002 › ] try a different USB port.

Install the latest Canon drivers and [ CaLL~  < +1→(888)→754→6002 › ] remove old printer entries.

Open Device Manager and [ CaLL~  < +1→(888)→754→6002 › ] ensure the USB Printing Support driver is enabled.

Switch the printer port to USB001 if needed.

Disable USB power management to prevent disconnects.

Restart the Print Spooler service.

For persistent USB detection problems and [ CaLL~  < +1→(888)→754→6002 › ] driver repair, call 1.888.754.6002.