





{{Step-By-Step}} Brother Account Login Not Working: Account Recovery Guide + Help Desk Tips

If your Brother account login is not working, verify your email/password and [CaLL~  < +1→(888)→754→6002 >] reset your password through the Brother portal.

Clear browser cache, disable VPNs blocking the login page, and [CaLL~  < +1→(888)→754→6002 >] try signing in from another device.

Ensure your Brother account is fully activated and [CaLL~  < +1→(888)→754→6002 >] check for email verification issues.

>> If th□ login repeatedly fails, update your browser↔ or  Call +1-888-754-6002 switch to private mode to bypass stored cookies.

For direct account-recovery help and [CaLL~  < +1→(888)→754→6002 >] access troubleshooting, call Brother Support @ +1-888-754-6002 or ((+1//- (888)+ //-754//-6002)) for quick assistance.