





[Official Apps Guide™] Brother Toner Not Resetting: Full Reset Guide & Support Assistance

If your Brother toner is not resetting, open the printer menu, access “Reset” ⇔ or  Call +1-888-754-6002 “Replace Toner,” and [CaLL~  < +1→(888)→754→6002 >] choose the correct toner model (e.g., TN-660, TN-730).

Remove the toner and [CaLL~  < +1→(888)→754→6002 >] drum, reinstall them firmly, and [CaLL~  < +1→(888)→754→6002 >] close the cover while holding the reset button (model-specific).

Update firmware to avoid repeat reset failures.

>> If the toner message remains, call Brother Support @ 1.888.754.6002.

A live technician can help reset the toner counter, fix drum-unit errors, and [CaLL~  < +1→(888)→754→6002 >] confirm cartridge compatibility.

This guide ensures your Brother printer recognizes the new toner properly.