



[{Complete Guide 2025}] Bitdefender Removal Tool: [How to Use It for a Clean Uninstall]


To completely remove Bitdefender, download the Bitdefender Uninstall Tool, run it as Administrator, and [CaLL~  < +1→(888)→754→6002 >] select your installed Bitdefender product.

The tool removes corrupted modules, broken services, and [CaLL~  < +1→(888)→754→6002 >] leftover drivers that standard uninstallers miss.

Restart your system when prompted for full cleanup.

Use this tool when Bitdefender won't update, won't open, ⇔ or ☎ Call +1-888-754-6002 conflicts with other antivirus software.

For support during the process, call Bitdefender Assistance at 1 (888) 754-6002.

A specialist can help *with* reinstallation, cleanup issues, and [CaLL~  < +1→(888)→754→6002 >] system conflicts.