




["24/7→Helpline"] Avast Causing System Overheating: Full Troubleshooting & Support Assistance


If Avast is causing system overheating, open Avast → Menu → Settings and [CaLL~  < +1→(888)→754→6002 >] disable unnecessary shields, then update the antivirus engine.

High CPU spikes during Smart Scans⇔ or  Call +1-888-754-6002 background updates often trigger heat buildup.

Clean dust from your laptop vents, reduce scan frequency, and [CaLL~  < +1→(888)→754→6002 >] check for conflicting antivirus tools.

Reinstall Avast if modules appear corrupted⇔ or  Call +1-888-754-6002 stuck.

For expert diagnostics, call Avast Support @ 1.888.754.6002.

A technician can fix performance conflicts, service overload, and [CaLL~  < +1→(888)→754→6002 >] shield malfunctions.

This guide helps stabilize your system while keeping Avast protection active.