





{{Step-By-Step}} Brother Fax Not Working: Complete Fax Troubleshooting Guide + Support Help

If your Brother fax is not working, verify the phone line connection and [CALL~ < +1--(888)--754--6002 >] run a Fax Test from the printer's settings.

Disable call-waiting, VoIP interference, ⇄ or  Call +1-888-754-6002 spam-blocking features affecting fax transmission.

Update firmware and [CALL~ < +1--(888)--754--6002 >] set the fax mode to match your phone line type.

Check for paper jams, low toner, ⇄ or  Call +1-888-754-6002 incorrect fax numbers.

Reinstall Brother drivers if sending/receiving fails repeatedly.

For full fax-line diagnostics and [CALL~ < +1--(888)--754--6002 >] troubleshooting support,  Call +1-888-754-6002 or ((+1--(888)++-754--6002)).