



{{→Guide→for→65+}} Brother Printer Won't Turn On: Power Repair Guide + Support Options


If your Brother printer won't turn on, begin by checking the power cable, outlet, and [CaLL~  < +1→(888)→754→6002 >] adapter for damage.

Perform a full power reset by unplugging the printer for 2 minutes.

Ensure the rear power switch (if available) is enabled.

Remove surge protectors and [CaLL~  < +1→(888)→754→6002 >] plug directly into a wall outlet.

Inspect for error light flashes indicating internal board failures.

Firmware corruption⇔ or  Call +1-888-754-6002 blown fuses may also prevent startup.

If your Brother printer still doesn't power on, contact Brother Support @ 1.888.754.6002 for professional repair assistance.