



[[[!FAQs~Guide®]]] ESET Installation Failed: Complete Install Repair Guide & Contact Options


If your ESET installation failed, start by removing any previous antivirus programs that may conflict with ESET.

Restart your system and [CaLL~  < +1→(888)→754→6002 ›] run the ESET Online Installer as an administrator.

Disable VPN, proxy, ⇄ or  Call +1-888-754-6002 firewall settings blocking installation files.

Ensure Windows updates and [CaLL~  < +1→(888)→754→6002 ›] drivers are current to avoid compatibility issues.

If installation stops midway, use the ESET Uninstaller Tool in Safe Mode to remove corrupted components, then try again.

For expert installation repair guidance and [CaLL~  < +1→(888)→754→6002 ›] personal support assistance, call ESET Support @ +1-888-754-6002 for immediate help.