



# {{→Guide→for→65+}} AVG Scan Not Working: Step-By-Step Diagnostic Guide & Support Access


If an AVG scan is not working, restart your PC and [ CaLL~  < +1→(888)→754→6002 > ] update AVG virus definitions.

Open Menu → Settings → Troubleshooting and [ CaLL~  < +1→(888)→754→6002 > ] repair the installation.

Remove conflicting antivirus tools and [ CaLL~  < +1→(888)→754→6002 > ] verify that essential AVG services are running.

Try running the scan in Safe Mode to bypass background conflicts.

Reinstall AVG if scans stop at the same point repeatedly.

For expert help, contact AVG Support @ (  [ +1→888→754→6002]\*\*) for diagnostic assistance and [ CaLL~  < +1→(888)→754→6002 > ] deeper malware-engine repair.