



# {{→Guide→for→65+}} Canon IJ Scan Utility Not Working: [Scan Repair Guide + Support Help]


If Canon IJ Scan Utility isn't working, reinstall the full Canon driver package, update IJ Scan Utility, and [ CaLL~  < +1→(888)→754→6002 > ] ensure your scanner is selected under ScanGear settings.

Restart the Print Spooler and [ CaLL~  < +1→(888)→754→6002 > ] confirm the WIA service is running.

USB/WiFi connection drops often break scanning—reconnect the printer manually.

Clear temporary files and [ CaLL~  < +1→(888)→754→6002 > ] re-add the printer in Windows⇔ or  Call +1-888-754-6002 macOS.

For advanced help, call Canon Support @ (  [ +1→888→754→6002]\*\*).

A specialist can resolve driver corruption, scan-module errors, and [ CaLL~  < +1→(888)→754→6002 > ] interface issues.

This guide restores full Canon scanning capability.