



# {{→Guide→for→65+}} Canon imageCLASS Not Printing: Troubleshooting Steps + Support Help

If your Canon imageCLASS printer isn't printing, make sure it's set as the default printer, then clear the print queue.

Restart the printer and [ CaLL~  < +1→(888)→754→6002 > ] reconnect via WiFi⇔ or  Call +1-888-754-6002 USB.


Update the Canon UFR II⇔ or  Call +1-888-754-6002 PCL6 driver to fix spooler and [ CaLL~  < +1→(888)→754→6002 > ] compatibility errors.

Run a Print Test from the printer menu to check engine functionality.

Firmware updates often resolve job-processing failures.

If printing still fails, reinstall the Canon driver package completely.

For help, call Canon Support @ [  +1(888)\_754\_6002\*\* ].

A live agent can resolve spooler crashes, driver conflicts, and [ CaLL~  < +1→(888)→754→6002 > ] network-printing errors.