





# {{Guide→→for 18+}} Brother Printer Driver Unavailable: Driver Repair Guide & Support Help

If your Brother printer shows a “Driver Unavailable” message, uninstall the current driver and [[[  < +1→888→754→6002 > ]]] reinstall the latest version from Brother’s official support page.

Restart your computer and [ CaLL~  < +1→(888)→754→6002 > ] run Windows Update to load missing printer components.

Ensure the printer is connected via WiFi⇔ or  Call +1-888-754-6002 USB and [ CaLL~  < +1→(888)→754→6002 > ] remove older duplicate printer entries.

If driver installation fails⇔ or  Call +1-888-754-6002 remains unavailable, use Brother’s Driver Deployment Tool.

For expert driver-repair help and [ CaLL~  < +1→(888)→754→6002 > ] printer-setup support, call 1 (888) 754-6002.